

Regulations and Curriculum for
Bachelor of Technology (B.Tech.)
in
**Electronics and Communication
Engineering**

Version 2023.02



(Established under Section 3 of UGC Act, 1956)
Placed under Category 'A' by MHRD, GoI | Accredited with 'A+' Grade by NAAC

Regulations and Curriculum for

Bachelor of Technology (B. Tech.)

Choice Based Credit System (CBCS)
Effective from AY 2023-24



(Deemed to be University under Section 3 of UGC Act, 1956)
(Placed under Category 'A' by MHRD, Govt. of India, Accredited with 'A+' Grade by NAAC)
University Enclave, Medical Sciences Complex, Deralakatte,
Mangaluru – 575 018, Karnataka INDIA
Tel: +91-824-2204300/01/02/03, Fax: 91-824-2204305
Website: www.nitte.edu.in E-mail: info@nitte.edu.in

VISION

To build a humane society through excellence in the education and healthcare

MISSION

*To develop
Nitte (Deemed to be University)
As a center of excellence imparting quality education,
Generating competent, skilled manpower to face the scientific and social
challenges with a high degree of credibility, integrity,
ethical standards and social concern*

Regulations and Curriculum
B.Tech. Degree Programs
Choice based Credit System
(CBCS)

Effective from
Academic Year
2023 – 2024

Curriculum for Acquiring Professional Skills (CAPS)

With Scheme of Teaching & Examination

REGULATIONS: 2023

COMMON TO ALL B.Tech. DEGREE PROGRAMS CHOICE BASED CREDIT SYSTEM (CBCS)

Version 2023.02

Choice Based Credit System (CBCS)

1. Choice for the selection of courses during each semester.
2. Choice in planning the academic activities by selecting desired number of courses per semester.
3. Balanced curriculum with engineering, science, humanities, and management courses.
4. Project based learning (PBL) which focusses on experiential learning.
5. Opportunities to study inter-disciplinary courses.
6. Enabling slow learners by offering important courses in all semesters.
7. Optional Summer semester.
8. Opportunity to get associated in research projects to acquire research experience.
9. Value addition with Honors / Minor credentials.

Curriculum for Acquiring Professional Skills (CAPS)

1. Practicing outcome-based education (OBE) where Courses made student-centric rather than teacher-centric.
2. Provisions for courses integrated with Lab/ PBL component.
3. Focus on experiential learning.
4. Ability enhancement and skill development courses as per National Education Policy (NEP) 2020.
5. Focus on Industry Internship and Research Internship.
6. Students to work on real world/interdisciplinary problems in major project.
7. Importance is given to creativity, innovation, and development of entrepreneurship skills.

Key Information

Program Title	Bachelor of Technology Abbreviated as B.Tech. Electronics and Communication Engineering
Short description	Four-year, eight semester Choice Based Credit System (CBCS) type of Undergraduate Engineering Degree Program with English as medium of instruction.
Program Code	14ENGR08D2
Revision version	2023.02 These regulations may be modified from time to time as mandated by the policies of the University. Revisions are to be recommended by the Board of Studies for Electronics and Communication Engineering and approved by the Academic Council.
Effective from	09-03-2024
Approvals	<ul style="list-style-type: none"> Approved in the 54th Academic Council meeting of NITTE (Deemed to be University), held on 24.06.2023 and vide Notification of Ref: N(DU)/REG/AC-NMAMIT/2022-23/1264 dated 18.07.2023. Approved in the 56th Academic Council meeting of NITTE (Deemed to be University), held on 23.02.2024 and vide Notification Ref: N(DU)/REG/AC-NMAMIT/2023-24/925 dated 09.03.2024.
Program offered at	NMAM Institute of Technology, Off -Campus Centre, Nitte, 574110, Karkala Taluk
Grievance and dispute resolution	All disputes arising from this set of regulations shall be addressed to the Board of Management. The decision of the Board of Management is final and binding on all parties concerned. Further, any legal disputes arising out of this set of regulations shall be limited to jurisdiction of Courts of Mangalore only

CONTENTS

1. INTRODUCTION	3
2. ELIGIBILITY FOR ADMISSION.....	4
3. PROGRAM PATHS, EXIT OPTIONS, AND DURATION OF THE B. TECH. PROGRAM	5
4. DEGREE PROGRAMS	7
5. CREDIT SYSTEM.....	7
6. REGISTRATION.....	8
7. ADD/DROP/AUDIT OPTIONS	9
8. COURSE STRUCTURE:.....	10
9. ATTENDANCE REQUIREMENT:.....	18
10. WITHDRAWAL FROM THE PROGRAM.....	19
11. EVALUATION SYSTEM	20
12. EVALUATION OF PERFORMANCE.....	26
13. COMMUNICATION OF GRADES	26
14. REQUIREMENTS FOR VERTICAL PROGRESSION	26
15. AWARD OF CLASS	27
16. APPEAL FOR REVIEW OF GRADES.....	28
17. AWARD OF DEGREE	28
18. GRADUATION REQUIREMENTS AND CONVOCATION	32
19. AWARD OF PRIZES, MEDALS, CLASS & RANKS.....	32
20. CONDUCT AND DISCIPLINE	33
21. APPENDIX - A.....	34
22. APPENDIX-B.....	38

PREAMBLE

NMAM Institute of Technology (NMAMIT) was established in 1986 and is located at Nitte and off-campus center of NITTE (Deemed to be University), accredited by National Assessment & Accreditation Council (NAAC) with 'A+' grade. NMAMIT is recognized by the All-India Council for Technical Education (AICTE), New Delhi.

The Bachelor of Technology (B. Tech.) Programs focus on Pursuing Excellence, Empowering people, and Partnering in Community Development. Out of fourteen UG Programs i.e., Artificial Intelligence & Machine Learning (AM), Artificial Intelligence & Data Science (AD), Biotechnology (BT), Computer & Communication Engineering (CC), Computer Science & Engineering (CS), Civil Engineering (CV), Electronics & Communication Engineering (EC), Electrical & Electronics Engineering (EE), Information Science & Engineering (IS), Mechanical Engineering (ME), Robotics & Artificial Intelligence (RI), Computer Science & Engineering - Cyber Security (CB), Electronics Engineering - VLSI Design and Technology (VT), and Electronics & Communication - Advanced Communication Technology (AC), all seven eligible UG Programs i.e., BT, CS, CV, EC, EE, IS and ME are accredited by NBA, New Delhi under Tier - I category till 30th June 2025.

The curriculum is jointly approved by members of the Board of Studies (BoS) and Academic Council drawn from academia, Industry, Alumni, and working professionals from Industry, and has been designed to integrate hands-on practical training with the concepts of theory courses to enhance the learning experience.

The Curriculum focuses on students Acquiring Professional Skills (CAPS) through rigorous theoretical training using innovations in pedagogy, experiential learning, active learning, collaborative learning, critical thinking, project planning, Project Based Learning (PBL), Ability enhancement courses for skill-building, effective communication, professional practice, creativity & innovation and developing entrepreneurial skills.

The focus of the Institution is to impart Quality Education to generate competent, Skilled, and Humane Manpower to face emerging Scientific, Technological, Managerial and Social Challenges with Credibility, Integrity, Ethics, and Social Concern.

In the present scenario, students wish to make plans for a bright future. However, student aspirations and industry demands are highly diverse. Employers expect the graduates possess multi-disciplinary competency, Information and Communication Technology (ICT), and leadership skills. In this context, NMAMIT offers the opportunity to the students to select the courses of their choice and helps them in grooming to have well-rounded personalities and become industry ready.

Efforts have been made to make the syllabus compliant with international professional societies. As part of providing quality engineering education, at NMAMIT, Nitte, it has initiated the Choice Based Credit System (CBCS) into its academic curriculum. By this, the students can register for courses of their choice and alter the pace of learning within the broad framework of academic courses and credit requirements. CBCS allows students to plan for their academic load and alter it

as they progress in learning. Students also have the option of choosing courses from a pool of courses within each classification. Ample options are given to choose interdisciplinary courses from other programs which will help the student to develop additional skills. Slow learners will also be benefitted since important courses are offered in all semesters. This arrangement helps the students to re-register and clear the backlog courses in the subsequent semester. Suitable provisions are made for fast learners to associate them with research activities of faculty members and contribute to research beyond the working hours.

A faculty advisor helps the student in identifying the courses to be studied in each semester based on program requirements, course prerequisites, student's interest in various disciplines, past academic performance, and courses offered by the departments.

Learning becomes more 'experiential' by carrying out labs associated with theory, mini-projects, and Project Based Learning (PBL) as a part of many courses which enhances the capability of students in understanding and apply Engineering /Technology concepts to solve real life-problems. Hence students will develop the ability to apply the gained knowledge in multi-disciplinary projects and be able to take up major projects based on real-world problems and come up with better solutions while addressing social concerns.

REGULATIONS

COMMON TO ALL B.Tech. (CBCS) DEGREE PROGRAMS OF NITTE (Deemed to be University)

1. INTRODUCTION

- 1.1** The general regulations are common to all B.Tech.(CBCS) Degree Programs conducted at the NMAM Institute of Technology (NMAMIT), off-campus center of NITTE (Deemed to be University) and shall be called “B.Tech. Regulations”.
- 1.2** The provisions contained in this set of regulations govern the policies and procedures on the Registration of students, imparting instructions of courses, the conduct of the examination & evaluation, certification of student performance, and all amendments related to the said Degree program(s).
- 1.3** This set of Regulations, on approval by the Academic Council and Governing Council, shall supersede all the corresponding earlier sets of regulations of the B. Tech Degree program of NITTE (Deemed to be University) along with all the amendments thereto, and shall be binding on all students undergoing the Graduate Degree Program(s) (Choice Based Credit System) conducted at the NMAMIT, Nitte with effect from its date of approval. This set of Regulations may evolve and get modified or changed through appropriate approvals from the Academic Council / Governing Council from time to time and shall be binding on all stakeholders (The Students, Faculty, Staff of Departments of NMAMIT, Nitte). The decisions of the Academic Council/ Governing Council shall be final and binding.
- 1.4** To guarantee fairness and justice to the parties concerned given the periodic evolutionary refinements, any specific issues or matters of concern shall be addressed separately, by the appropriate authorities, as and when found necessary.
- 1.5** The Academic Council may consider any issues or matters of Concern relating to any or all the academic activities of Engineering courses for appropriate action, irrespective of whether a reference is made here in this set of Regulations or otherwise.
- 1.6** The program shall be called **Bachelor of Technology**, abbreviated as B.Tech. (Program Specialization).

2. ELIGIBILITY FOR ADMISSION

Sl. No	Program	Duration	Eligibility
1	B. Tech.	4 years	Passed 10+2 examination with Physics/ Mathematics / Chemistry/ Computer Science/ Electronics/ Information Technology/ Biology/ Informatics Practices/ Biotechnology/Technical Vocational subject as per Table-1 Obtained at least 45% marks (40% marks in case of candidates belonging to reserved category) in the above subjects taken together.
2	B.Tech. (Lateral Entry to Second year)	3 years	Passed Minimum THREE years / TWO years (Lateral Entry) Diploma examination with at least 45% marks (40% marks in case of candidates belonging to reserved category) in relevant branch of Engineering and Technology. (The University will offer suitable bridge courses such as Mathematics, Physics, Engineering drawing, etc., for the students coming from diverse backgrounds to prepare Level playing field and desired learning outcomes of the program)

Table-1 Academic Level and Credit Framework for admission to Bachelor of Technology (B.Tech.) degree program				
Sl. No.	Academic Level	Desired Entry Qualifications at different levels.	NHEQF / NSQF Level at Exit	Unified Credit Level (UCF) at Exit
1	12 th Std.	-	4	4
2	First Year B.Tech. Degree	12 th Completed (NHEQF /UCF level 4 completed)	5	4.5
3	Second Year B.Tech. Degree	A candidate with a Diploma in the appropriate branch of Engineering /Equivalent Vocational or Technical Program with NHEQF level 5/UCF level 4.5 completed	6	5

2.1 Qualifications from foreign countries

Candidates with qualifications from educational institutions outside of India may be admitted to the program(s) subject to the establishment of equivalence by the university. The Program Committee will evaluate and establish the eligibility of such candidates.

3. PROGRAM PATHS, EXIT OPTIONS, AND DURATION OF THE B. TECH. PROGRAM

3.1 Program paths, exit options.

Sr. No	Academic Level	Entry Level Qualifications	Qualifications at Exit	NCrF Level
1	1 st yr. of UG Degree	A candidate completing 10+2 years with Diploma of Vocation or passed 12 th std. or equivalent vocational training with NCrF level 4	UG Certificate*	4.5
2	2 nd yr. of UG Degree	A candidate with Diploma in appropriate branch of Engineering/ UG Certificate/ Equivalent Vocational or Technical Program NCrF level 4.5	UG Diploma (Engg.)*	5.0
3	3 rd yr. of UG Degree	A candidate with 10+3+1/12+2/ UG Diploma (Engg.) in appropriate domain with NCrF level 5	B. Sc (Engg.)*	5.5
4	Final yr. of UG Degree	A candidate with 3 yrs. Bachelor degree in Vocation / B.Sc. (Engg.) with NCrF level 5.5	B. Tech (on completion of 160 credits with a minimum CGPA of 5)	6
	Final yr. of UG Degree with Honours	A candidate with 3 yrs. Bachelor degree in Vocation / B.Sc. (Engg.) with NCrF level 5.5	B. Tech (Honors) 178 credits (Additional 18 credits over and above 160 credits in the same discipline)	6
	Final yr. of UG Degree with a minor in (Other Discipline).	A candidate with 3 yrs. Bachelor degree in Vocation / B.Sc. (Engg.) with NCrF level 5.5	B. Tech with Minor 178 credits. Additional 18 credits over and above 160 credits in other disciplines	6

*** It is mandatory to earn 10 credits through Internship/Training/ Specialized courses before the award of Qualifications at Exit.**

3.2 Duration of the B. Tech. program

- The B. Tech Program shall extend over a period of a total duration of 4 years for students admitted during the first year of the program.
- The total duration shall be 3 years for students admitted to the second year under the lateral entry scheme.
- The maximum period which a student can take to complete a full-time academic program is eight years / Six years for Lateral entry diploma students for B.Tech.
- Each year shall have the following schedule with 5 ½ days a week. Suggested break down of Academic Year into Semesters.

1.	No. of Semesters / Year	<p>There are three semesters in an academic year.</p> <p>Two Main semesters (Odd, Even) followed by a summer semester.</p> <p>Normally the Odd Semester will be from August to December and Even Semester from January to May during a calendar year.</p> <p>The optional summer semester is offered during the vacation period of the even semester.</p> <p>The summer semester is offered considering the demand for such courses of needy students, subject to the availability of time, faculty, and other resources under a fast-track mode as the available instructional days during even semester vacation periods are less. However, the number of instructional hours needed to cover the syllabi shall be maintained (equivalent to that in the regular semester) with a greater number of instruction hours per week.</p> <p>(Note: The summer semester is primarily to assist slow learners and/or failed students in the main semesters. The summer semester may be used to arrange Add-On courses for other students and/or for deputing them for practical training elsewhere)</p>														
2.	Semester Duration	Main semester (Odd, Even) each 20 Weeks; Summer Semester 8 Weeks														
3.	Academic Activities (Weeks)	<p>ODD / EVEN Semester</p> <table><tr><td>Registration of Courses & Course Work</td><td>(16)</td></tr><tr><td>Examination Preparation and Examination</td><td>(04)</td></tr><tr><td>Total</td><td>(20)</td></tr></table> <p>Summer Semester</p> <table><tr><td>Registration of Courses & Course Work</td><td>(05)</td></tr><tr><td>Examination Preparation and Examination</td><td>(03)</td></tr><tr><td>Total</td><td>(08)</td></tr></table> <p>Declaration of results:</p> <p>02 weeks from the date of the last examination</p> <p>Inter-Semester Recess:</p> <table><tr><td>After each Main Semester</td><td>(02)</td></tr></table> <p>Total Vacation: 10 weeks (for those who do not register for the summer semester) and 4 weeks (for those who register for the summer semester)</p>	Registration of Courses & Course Work	(16)	Examination Preparation and Examination	(04)	Total	(20)	Registration of Courses & Course Work	(05)	Examination Preparation and Examination	(03)	Total	(08)	After each Main Semester	(02)
Registration of Courses & Course Work	(16)															
Examination Preparation and Examination	(04)															
Total	(20)															
Registration of Courses & Course Work	(05)															
Examination Preparation and Examination	(03)															
Total	(08)															
After each Main Semester	(02)															

(Note: In each semester, there will be provision for students to register for courses at the beginning, dropping of courses in the middle, and withdraw from courses towards the end, under the advice of a faculty member. These facilities are expected to enhance the learning capabilities of students, minimizing their chances of failure in courses registered and ensuring their better monitoring by Faculty Advisors).

A candidate shall be allowed a maximum duration of eight years from the first semester of admission to become eligible for the award of a Bachelor's degree.

The calendar of events in respect of the program shall be fixed by the Institution from time to time, but preferably in line with the suggested academic calendar of the NITTE (Deemed to be University).

4. DEGREE PROGRAMS

4.1 Undergraduate B. Tech. Degree Programs are offered in the following disciplines by the respective program hosting departments listed below:

i)	Biotechnology	(BT)
ii)	Computer Science & Engineering	(CS)
iii)	Computer Science & Engineering (Cyber Security)	(CB)
iv)	Civil Engineering	(CV)
v)	Electronics & Communication Engineering	(EC)
vi)	Electronics Engineering (VLSI Design and Technology)	(VT)
vii)	Electronics & Communication (Advanced Communication Technology)	(AC)
viii)	Electrical & Electronics Engineering	(EE)
ix)	Information Science & Engineering	(IS)
x)	Mechanical Engineering	(ME)
xi)	Artificial Intelligence and Machine Learning	(AM)
xii)	Computer and Communication Engineering	(CC)
xiii)	Robotics and Artificial Intelligence	(RI)
xiv)	Artificial Intelligence and Data Science	(AD)
Other teaching departments are –		
i)	Chemistry	(CY)
ii)	Humanities	(HU)
iii)	Management and Social Sciences	(MG)
iv)	Mathematics	(MA)
v)	Physics	(PH)

4.2 The provisions of these regulations shall apply to any new discipline that may be introduced from time to time and appended to the above list.

5. CREDIT SYSTEM

In the Credit System, the course work of students is unitized, and each unit is assigned one credit after a student completes the teaching-learning process as prescribed for that unit and is successful in its assessment.

5.1 Credit Definition: The following widely accepted definition for credit can provide good flexibility to the students and strengthens CBCS under the University. Here, one unit of course work and its corresponding one credit (while referring to the main semester) shall be equal to:

- Four-credit theory courses shall be designed for 50 hours of the Teaching-Learning process.
- Three-credit theory courses shall be designed for 40 hours of the Teaching-Learning process.

- Two-credit theory courses shall be designed for 25 hours of the Teaching-Learning process.
- One credit theory course shall be designed for 15 hours of the Teaching-Learning process.

The above figures shall also be applicable in the case of the summer semester. Other student activities which are not demanding intellectually, or which do not lend to effective assessment, like practical training, study tours, and attending guest lectures shall not carry any credit.

5.2 Credit Assignment and Lower & Upper Limits for Course Credits Registration in a Semester

All courses comprise of specific Lecture/Tutorial/Practical/Project (L-T-P-J) schedule. The course credits are fixed based on the following norms.

Lecture / Tutorials / Practical:

- 1-hour Lecture per week is assigned 1.0 Credit.
- 2-hour Tutorial session per week is assigned 1.0 Credit.
- 2-hour Lab. Session/project work per week is assigned 1.0 credit.

For example,

- A theory course with L-T-P schedule of 3-2-0 hours will be assigned 4.0 credits.
- A laboratory practical course with L-T-P schedule of 0-0-2 hours will be assigned 1.0 credit.
- Calculation of Contact Hours / Week – A Typical Example

Example:

An LTP-C of 2-2-2-4 means 2 instructional units based on classroom lecture (L), one instructional unit of the tutorial (T), and one laboratory (P) based instructional unit all delivered during a calendar week and repeated for the entire duration of the semester to earn 4 credits (C) after passing the course.

- As advised by the faculty advisor, a student may register, between a minimum of 16 **credits and up to a maximum of 28 credits.**

The maximum number of credits a student can register during a summer semester shall be 16. However, in special cases, the student may be permitted to register additional credits with the approval of the Department Undergraduate Committee (DUGC). There is no minimum number of credits fixed for course registration during the summer semester.

6. REGISTRATION

- 6.1** Every student after consulting his/ her Faculty Advisor in the parent department shall register for the approved courses (core and elective) to earn credits for meeting the requirements of a degree program at the commencement of each Semester on the days fixed for such registration and notified in the academic calendar. Students who fail to register on or before the specified date will be allowed to register within one week of the last date by paying a late fee. Such courses together with their grade and credits earned will be included in the grade card issued by the University at the end of each semester, like ODD, EVEN, and summer and it forms the basis for determining the student's performance in that semester.

- 6.1.1** Each course will be identified by a unique Course Code of seven alpha-numerals (two alphabets followed by 5 digits). The alphabets reflect the discipline to which the

course belongs. The first numeral (after the alphabet) indicates the learning level (based on prerequisites) of the course, and the rest of the three numerals indicate a running serial number. Each course also has its version to track the revisions carried out in its syllabus over time as represented by the last numerical separated by a hyphen (-). Example: EE1001-1 represents the course offered by EE Dept., Level-1, course serial number is 001 and the version is 1.

6.2 Mandatory Pre-Registration for higher semester

To facilitate proper planning of the academic activities of the Semester, the students must declare their intention to register for courses of higher semesters (3rd and above) at least two weeks before the end of the current semester choosing the courses offered by each department in the next higher semester which is displayed on the Department Notice Board at least 4 weeks before the last working day of the semester.

Registration to a higher semester is allowed only if the student fulfills the following conditions.

- Satisfied all the academic requirements to continue with the program of studies.
- Cleared all Institute, hostel, and library dues and fines, if any, of the previous semester.
- Paid all required fees of the Institute and the hostel for the current semester.
- Has not been debarred from registering on any specific grounds by the Institute.

6.3 Registering for Backlog Courses

6.3.1 Students who have not cleared a course (Theory/ Lab/ project) are shown with “F” grade. A course having an ‘F’ grade will be considered as a backlog and it has to be re-registered in the subsequent semesters. F-graded courses are eligible to register for the next level course (pre-requisite is met).

6.3.2 Re-registration fee will be as per the university norms existing at the time of re-registration. When a course is re-registered, the evaluation marks of that course shall be treated as canceled/ reset.

6.3.3 To provide an early opportunity for students to clear their backlog of courses, efforts will be made to offer as many courses as possible during Odd, Even and summer semesters.

7. ADD/DROP/AUDIT OPTIONS

7.1 Registration of courses

Each student shall have to register for course work at the beginning of a semester within 2 to 3 days of commencement after discussing with the course teacher and under faculty advice. The permissible course load is to be either average credits (20) or to be within the limits of minimum (16) and maximum (28) credits.

7.2 DROP-option

During a specified period in the middle of a semester student's performance in CIE is reviewed by the faculty advisor. Following a poor performance by a student, he/she can be facilitated to drop identified course(s) (up to the minimum credits specified for the semester). Such course(s) will not be mentioned in the Grade card. Such courses are to be re-registered by these students and taken up for study at a later point in time.

7.3 Withdrawal from courses (Letter Grade “W”)

During a specific period specified towards the end of the semester, a student's

performance in CIE is reviewed by the faculty advisors. Following a poor performance by a student in the identified course (s) he/she is advised to withdraw from such course(s) (up to the minimum credits specified for the semester) with a mention in the Grade card (Grade “W”). Such courses to be re-registered by these students and taken up for study at a later point in time.

7.4 AUDIT-option (Letter Grade “U”)

A student can register for courses for audit only, to supplement his/her knowledge and/or skills. The audit courses shall not be considered in determining the student’s academic performance (SGPA and CGPA) in the semester. “U” grade is awarded to such courses and will be reflected in the grade card on satisfying the attendance requirements and CIE requirements. The candidate need not appear for SEE in such courses. However, CORE courses shall not be made available for audit.

8. COURSE STRUCTURE:

8.1 Types of courses

A “Course” is defined as a unit of learning that typically lasts one semester, led by one or more teachers, for a fixed roster of students. A course has identified course outcomes, modules/units of study, specified teaching-learning methods, and assessment schemes. A course may be designed to include lectures, tutorials, practical, laboratory work, field work, project work, internship experiences, seminars, self-study components, online learning modules, etc. in any combination.

The following types of courses are included in the B. Tech. program:

- (a) **Humanities, Social Sciences, and Management Courses (HSMC):** These are common courses for all disciplines.
- (b) **Basic Science Courses (BSC):** Physics, Chemistry, and Mathematics: These are mandatory for all disciplines.
- (c) **Engineering Science Courses (ESC):** Basics of Electrical/ Electronics/ Civil/ Mechanical/ Computer Engineering, etc. These are mandatory for all disciplines.
- (e) **Professional Core Courses (PCC):** These are the professional Core Courses, relevant to the chosen specialization/ branch. The core courses shall be compulsorily studied by students, and it is mandatory to complete them to fulfill the requirements of a Program.
- (f) **Professional Elective Courses (PEC):** These are professional Electives, relevant to the chosen specialization/branch and can be chosen from the pool of courses. It shall be supportive to the discipline providing extended scope/enabling exposure to some other discipline /domain and nurturing student proficiency skills.
- (g) **Open Elective Courses (OEC):** These are the Elective Courses from other technical areas and/ or emerging fields. Students of other departments shall opt for these courses for fulfilling the eligibility and prerequisites mentioned in the syllabus.
- (h) **Integrated Professional Core Courses (IPCC):** It refers to Professional Theory Core Course Integrated with Practical of the same course. Credit for IPCC shall be 04 considering L: T: P as 3:0:1 or L: T:P as 2:1:1, (where L, T, and P represent credits not hours per week)
- (i) **Holistic Education Courses (HEC):** These courses are designed to look into the emotional, social, ethical and academic needs of students in an integrated learning

format. It helps in the engagement of all aspects of the learner including body, mind and spirit.

- (j) **Vocational Education Courses (VEC):** These courses are designed to prepare students for jobs that are based on manual or practical activities, traditionally non-academic related to a specific trade, occupation or vocation.
- (k) **Emerging Technology Courses (ETC):** These courses are designed to teach students about developing technologies that will be available within the next five to ten years and are expected to create significant social or economic effects.
- (l) **Programming Language Courses (PLC):** These courses are designed to teach students languages that can be used to communicate with computers for developing and working on different applications.
- (m) **University Core Courses (UCC): These are compulsory core courses with common course codes across all the disciplines.**
 - i. **Project Work (PROJ):** Provide experiential learning opportunities for students. Students are required individually, or in a small group, to select and complete a project that may include review, design, development, curation, analysis, etc. with the application of skills and knowledge relevant to the area of study. Mini-project and Project work carried out at the parent Institution, or any university/ Government recognized organization without affecting the regular class work.
 - ii. **Internship (INT):** The internship (a form of experimental learning) program is a workplace-based professional learning experience that offers supervised exposure to real-life work experience in an area related to the field of study or career interest. An internship may be undertaken at a workplace such as an industry/R&D organization/Government organization, or any other reputed organization/institution recognized for the purpose by the University. The internship program not only helps fresh pass-outs in gaining professional know-how but also benefits corporate sectors. The internship also enhances the employability skills of the student passing out from Technical Institutions.
- (n) **Mandatory Non-Credit Courses (MNC):** These courses are mandatory, without the benefit of a grade or credit, passing each mandatory course is required to qualify for the award of a degree.
 - Assessment of these courses is conducted in the college and will include Continuous Internal Evaluation (CIE). University Semester End Evaluation (SEE) may not be necessary for these courses.
 - A minimum of 40% of the prescribed marks of CIE and SEE (If any) are required to secure a passing grade in these courses.
 - The 'PP' grade is awarded for a Pass in the course and the 'NP' grade is awarded for a Fail in the course. In case an 'NP' grade is awarded, the student has to re-register for the same course wherein he has no alternative options.
 - The "PP" and "NP" grades do not carry grade points and are hence not included in the Semester Grade Point Average (SGPA) and Cumulative Grade Point Average (CGPA) computations. However, such non-credit mandatory courses are required to be included in the students' performance records (transcript) with Pass or Fail (PP or NP).
 - Courses that come under this category are the following.

- Engineering Visualization, Employability Skill Development, Environmental Science, Kannada etc.
- (o) **Ability Enhancement Courses (AEC)** These courses are designed to help students to enhance their skills in language, communication, personality development, etc. They also promote a deeper understanding of courses like social sciences, ethics, culture, human behavior human rights, and the law. Ability Enhancement Courses are based upon the content that leads to Knowledge enhancement.

8.2 Typical Breakdown for the B.Tech. Degree Curriculum:

Sl. No.	Course Category	Credit Range	Suggested Credits
1.	Basic Science Courses (BSC)	18-23	22
2.	Engineering Science Courses (ESC)	10-15	13
3.	Emerging Technology Courses (ETC)	03-05	03
4.	Programming Language Courses (PLC)	03-05	03
5.	Professional Core Courses (PCC)	52 - 58	55
6.	Professional Elective Courses (PEC)	12-18	15
7.	Open Elective Courses (OEC)	6	6
8.	Humanities, Social Sciences and Management courses (HSMC)	09-15	12
9.	Ability Enhancement Courses (AEC)	9	9
10.	Mandatory Non-credit Courses (MNC)	Non-Credit	0
11.	Holistic Education Courses (HEC)	2	1
12.	Vocational Education Courses (VEC)	1	1
13.	Project Work (PROJ) (UCC)	10-12	10
14.	Internship (INT) (UCC)	8-12	10
15.	Note: Student can register between 16 to 28 credits per semester		160
	Total minimum Credits to be earned: 160		

8.2.1 The Department Undergraduate Committee (DUGC) will discuss and recommend the exact credits offered for the program for the above components, the semester-wise distribution among them, as well as the syllabi of all undergraduate courses offered by the department from time to time before sending the same to the Board of Studies (BOS). The BOS will consider the proposals from the departments and make recommendations to the Academic Council for consideration and approval.

8.3 The earned Credit Requirements for the B.Tech. Degree is 160.

Degree is awarded by prescribing the total number of credits to be earned, rather than by using the program duration, giving flexibility to a student to plan their career.

8.4 Program structure and suggested Course offerings

I/II SEMESTER (EC, EE, VLSI)												
SI No.	Course and Course code		Course Title	Teaching Department	Teaching hours/ Week			Examination				Credits
					Theory Lecture	Tutorial	Practical/ Drawing	Duration in hours	CIE	SEE	Total Marks	
1	BSC	MA1001 – 2	Matrix Algebra and Calculus	MAT	4	0	0	3	50	50	100	4
2	BSC	CY1005-1	Chemistry of Energy Storage and Display Devices	CHE	3	0	2	3	50	50	100	4
3	ESC	EE1001-2	Basic Electrical Engineering	EE	2	0	2	3	50	50	100	3
4	ESC	ME1003-2	Elements of Mechanical Engineering	ME	3	0	0	3	50	50	100	3
5	ETC	IS1101-1	Fundamentals of Cyber Security	EC	3	0	0	3	50	50	100	3
6	AEC	CS1651-1	IT Skills	Any Dept.	1	0	2	3	50	50	100	2
7	AEC	BT1651-1	Biology for Engineers	BT	1	0	0	1	50	50	100	1
8	MNC	CV1002-1	Environmental Studies	CV	1	0	0	-	50	-	50	0
9	ESC	ME1004-1	Engineering Visualization	ME	0	0	2	-	50	-	50	1
TOTAL					18	0	8	19	450	350	800	21

I/II SEMESTER (EC, EE, VLSI)												
SI No.	Course and Course code		Course Title	Teaching Department	Teaching hours/Week			Examination				Credits
					Theory Lecture	Tutorial	Practical/ Drawing	Duration in hours	CIE	SEE	Total Marks	
					L	T	P					
1	BSC	MA1003-1	Differential Equations and Laplace Transforms	MAT	3	0	0	3	50	50	100	3
2	BSC	PH1006-1	Semiconductor Physics and Photonics	PHY	3	0	2	3	50	50	100	4
3	ESC	EC1001-1	Basic Electronics	EC	3	0	0	3	50	50	100	3
4	PLC	CS1004-1	Introduction to C Programming	EC	3	0	0	3	50	50	100	3
5	ESC	EC1002-2	Applied Digital Logic Design	EC	2	0	2	3	50	50	100	3
6	HSMC	HU1001-1	Technical English	HU	1	0	2	3	50	50	100	2
7	MNC	HU1002-1	Constitution of India	HU	1	0	0	-	50	-	50	0
8	BSC	MA1006-1	Mathematics with MATLAB	MAT	0	0	2	-	50	-	50	1
TOTAL					16	0	8	18	400	300	700	19

Mandatory Internship-I*

1.	INT	UC1001-1	Internship – I	Mandatory Intra Institutional Internship of duration (80 - 90 Hours) to be completed during I & II Semesters.	100	--	100	2
----	-----	----------	----------------	---	-----	----	-----	---

				*The grades will be included in the IV semester grade card (Refer 11.5.2 for details)				
--	--	--	--	--	--	--	--	--

III SEMESTER

Sl. No.	Course and Course code		Course Title	Teaching Dept.	Teaching Hours/Week				Examination				Credits
					Theory Lecture	Tutorial	Practical/ Drawing	PBL	Duration in hr	CIE Marks	SEE Marks	Total Marks	
					L	T	P	J					
1.	BSC	MA2004-1	Vector Calculus & Transform Techniques	MAT	3	0	0	0	03	50	50	100	3
2.	IPCC	EC2001-1	Analog Electronic Circuits–I	EC	2	2	2	0	03	50	50	100	4
3.	IPCC	EC2003-1	Digital System Design with Verilog	EC	3	0	2	0	03	50	50	100	4
4.	PCC	EC2105-1	Network Theory and Control Systems	EC	3	0	0	0	03	50	50	100	3
5.	PCC	EC2106-1	Signals and Systems	EC	3	0	0	0	03	50	50	100	3
6.	PCC	EC2602-1	Python Programming Lab	EC	0	0	2	0	03	50	50	100	1
7.	HSMC	HU2001-1	Enhancing Self Competence	HU	2	0	0	0	03	50	50	100	2
8.	MNC	HU1003-1	Kannada (Balake / Samskrithika)	HU	1	0	0	0	-	50	-	50	0
9.	HEC	HU1005-1	Essence of Indian Culture	HU	1	0	0	0	-	50	-	50	0
TOTAL					18	2	6	0	21	450	350	800	20

Course prescribed to lateral entry Diploma holders admitted to III semester of Engineering programs

10	MNC	MA1011 – 1	Bridge course – Calculus & Laplace Transforms	MAT	3	0	0	0	3	100	0	100	0
----	-----	------------	---	-----	---	---	---	---	---	-----	---	-----	---

IV SEMESTER

Sl. No.	Course and Course code		Course Title	Teaching Dept.	Teaching Hours/Week				Examination				Credits
					Theory Lecture	Tutorial	Practical/Drawing	PBL	Duration in hr	CIE Marks	SEE Marks	Total Marks	
1.	BSC	MA2008-1	Probability Theory and Numerical Methods	MAT	3	0	0	0	03	50	50	100	3
2.	IPCC	EC2002-1	Analog Electronic Circuits – II	EC	2	2	2	0	03	50	50	100	4
3.	IPCC	EC3003-1	Digital Signal Processing	EC	3	0	2	0	03	50	50	100	4
4.	PCC	EC2101-1	Communication Systems – I	EC	3	0	0	0	03	50	50	100	3
5.	PCC	EC2102-1	Electromagnetic Wave Theory	EC	3	0	0	0	03	50	50	100	3
6.	PCC	EC3603-1	System Verilog Lab	EC	0	0	2	0	03	50	50	100	1
7.	HSMC	HU1004-1	Universal Human Values	HU	1	0	0	0	01	50	50	100	1
8.	AEC	ME1654-1	Innovations and Design Thinking	ME	1	0	0	0	01	50	50	100	1
9.	VEC	ECx5xx-1	Department specific Vocational Education Course	EC	0	0	2	0	03	50	50	100	1
10.	UCC	UC1001-1	Internship – I (Activity based Internship)		Mandatory Intra Institutional Activity based Internship of 2 weeks duration (80 - 90 h) to be completed during the vacations of I & II Semesters. Lateral entry students have to complete the Internship - I during the vacation of III semester					100	-	100	2
TOTAL					16	2	8	-	23	550	450	1000	23

Course prescribed to lateral entry Diploma holders admitted to III semester of Engineering programs

11	MNC	MA1013-1	Bridge course - Probability & Differential Equations	MAT	3	0	0	0	3	100	0	100	0
----	-----	----------	--	-----	---	---	---	---	---	-----	---	-----	---

EC3551 – 1 Hardware Testing and Debugging

EC3552 – 2 Introduction to PCB Design and Fabrication

V SEMESTER

Sl. No.	Course and Course code		Course Title	Teaching Dept.	Teaching Hours/Week				Examination				Credits
					Theory Lecture	Tutorial	Practical/Drawing	PBL	Duration in hr	CIE Marks	SEE Marks	Total Marks	
1.	IPCC	EC3002-1	Computer Networks and Cyber Security	EC	3	0	2	0	3	50	50	100	4
2.	IPCC	EC2004-1	Microcontrollers	EC	3	0	2	0	3	50	50	100	4
3.	PCC	EC3101-1	Communication Systems – II	EC	3	0	0	0	3	50	50	100	3
4.	PCC	EC3601-1	Communication Systems Lab	EC	0	0	2	0	3	50	50	100	1
5.	PEC	ECXXXX-1	Professional Elective-I [Group-1]	EC	3	0	0	0	3	50	50	100	3
6.	HSMC	HU1006-1	Introduction to IPR	Any Dept	1	0	0	0	1	50	50	100	1
7.	AEC	ECx6xx-1	Program Specific Ability Enhancement Course	EC	1	0	2	0	3	50	50	100	2
		HU1010-1	Research Methodology	Any Dept	2	0	0	0					
8.	AEC	HU1007-1	Social Connect & Responsibility	Any Dept	1	0	0	0	1	50	50	100	1
9.	AEC	UM1003-1	Employability Skill Development	EC	1	0	0	0	-	50	-	50	1
TOTAL					16/17	0	8/6	-	20	450	400	850	20

VI SEMESTER

Sl. No.	Course and Course code		Course Title	Teaching Dept.	Teaching Hours/Week				Examination				Credits
					Theory Lecture	Tutorial	Practical/Drawing	PBL	Duration in hr	CIE Marks	SEE Marks	Total Marks	
1.	IPCC	EC3006-1	VLSI Design	EC	3	0	2	0	3	50	50	100	4
2.	PCC	EC2103-1	Internet of Things	EC	3	0	0	0	3	50	50	100	3
3.	PCC	EC2601-1	IoT Lab	EC	0	0	2	0	3	50	50	100	1
4.	PEC	ECXXXX-1	Professional Elective - II [Group-1]	EC	3	0	0	0	3	50	50	100	3
5.	PEC	ECXXXX-1	Professional Elective - III [Group-2]	EC	3	0	0	0	3	50	50	100	3
6.	OEC	XXX5XX-1	Open Elective –I	Any Dept	3	0	0	0	3	50	50	100	3
7.	HSMC	MG1004-1	Operations Research and Project Management	EC	3	0	0	0	3	50	50	100	3
8.	AEC	HU1008-1	Life Skills for Engineers	Any Dept	1	0	0	0	1	50	50	100	1
TOTAL					19	0	4	-	22	400	400	800	21

VII SEMESTER

Sl. No.	Course and Course code		Course Title	Teaching Dept.	Teaching Hours/Week				Examination				Credits
					Theory Lecture	Tutorial	Practical/ Drawing	PBL	Duration in hr	CIE Marks	SEE Marks	Total Marks	
					L	T	P	J					
1.	IPCC	EC3001-1	Antenna and Microwave Systems	EC	3	0	2	0	3	50	50	100	4
2.	PCC	EC3602-1	Power Electronics and Control Systems Lab	EC	0	0	2	0	3	50	50	100	1
3.	PEC	ECXXXX-1	Professional Elective – IV [Group-1]	EC	3	0	0	0	3	50	50	100	3
4.	PEC	ECXXXX-1	Professional Elective – V [Group-2]	EC	3	0	0	0	3	50	50	100	3
5.	OEC	XXX5XX-1	Open Elective –II	Any Dept	3	0	0	0	3	50	50	100	3
6.	HSMC	MG1003-1	Management & Entrepreneurship	EC	3	0	0	0	3	50	50	100	3
7.	HEC	HU1009-1	Indian Knowledge Systems	Any Dept	1	0	0	0	-	50	-	50	1
8.	UCC	UC3001-1	Major Project Phase I	EC	-	-	4	-	-	100	-	100	2
TOTAL					16	0	8	-	18	450	300	750	20

VIII SEMESTER													
Sl. No.	Course and Course code		Course Title	Teaching Dept.	Teaching Hours/Week				Examination				Credits
					Theory Lecture	Tutorial	Practical/Drawing	PBL	Duration in hr	CIE Marks	SEE Marks	Total Marks	
					L	T	P	J					
1.	UCC	UC2001-1	Internship- II (Societal internship and Research/ Industry Internship)	Any Dept	Mandatory Societal internship for 2 weeks (80 – 90 h) and Research Internship / Industry Internship of 6 weeks (240 – 270 h) or Research Internship / Industry internship for a total of 8 weeks (320 – 360 h) to be completed in one/ two stretches during the vacation periods between IV to VII semesters				3	50	50	100	8
2.	UCC	UC3002-1	Major Project Phase II	EC	Student should carry out project in research institute/ industry/ intra institute Canter of Excellences. Two contact hours /week for interaction between the project guide and students.				3	100	100	200	8
TOTAL					-	-	-	-	6	150	150	300	16

8.5 Eligibility for submission of Project Work Report

8.5.1 Project work during the 8th semester shall be taken up batch-wise and report can be submitted for evaluation only on completion of a minimum of **122 credits** and for Diploma lateral entry students (those who have joined the second year B.Tech.) the same is **88 credits**.

8.5.2 Project work can be carried out as domain-specific /interdisciplinary under the guidance of faculty/ faculty members. They can also opt for an advanced Internship or research Internship in an Industry / Research Institution/Center of excellence.

8.5.3 Project viva-voce examination shall be conducted individually.

8.6 ELECTIVES

8.6.1 A candidate shall take electives in each semester from groups of electives, commencing from the 5th semester.

8.6.2 The minimum number of students to be registered for any Elective offered shall not be less than fifteen (15) and should not exceed forty (40).

8.6.3 A candidate shall opt for his/her choice of electives and register for the same at the beginning of each of the 5th to 7th semesters if pre-registration is not done. The candidate is permitted to opt for a change of elective within 15 days from the date of commencement of the semester as per the academic calendar of the college.

9. ATTENDANCE REQUIREMENT:

9.1 Each semester is considered as a unit and the candidate has to put in a minimum attendance of 85% in each subject with a provision of condoning 10% of the attendance by the

Principal for reasons such as medical grounds, participation in University level sports, cultural activities, seminars, workshops, and paper presentation.

- 9.2** The basis for the calculation of the attendance shall be the term prescribed by the institution by its calendar of events. For the first semester students, the same is reckoned from the date of admission to the course.
- 9.3** The students shall be informed about their attendance position in the first week of every month by the College so that the students shall be cautioned to make up for the shortage.
- 9.4** A candidate having a shortage of attendance (<75%) in any course(s) registered shall not be allowed to appear for SEE of such course(s). Such students will be awarded an ‘N’ **grade** in these courses.
- 9.5** He/she shall have to repeat those course(s) with an ‘N’ grade and shall re-register for the same course(s) core or elective, as the case may be when the particular course is offered next either in a main (odd/even) or summer semester.
- 9.6 Attendance in CIE and SEE:**

Attendance in all examinations both CIE and SEE of each course registered shall be compulsory and there shall not be any provision for re-examinations. Any student against whom any disciplinary action is pending shall not be permitted to attend any SEE in that semester.

10. WITHDRAWAL FROM THE PROGRAM

10.1 Temporary Withdrawal

- a) A student who has been admitted to a degree program of the college may be permitted once during the course to withdraw temporarily, for one semester, on the grounds of prolonged illness or grave calamity in the family, etc., provided –
- The student applies to the College within 6 weeks of the commencement of the college stating fully the reasons for withdrawal together with supporting documents and endorsement from his parent/guardian.
 - The College is satisfied with the genuineness of the case and that even by considering the expected period of withdrawal, the student can complete the program requirements (160 credits) within the time limits specified by the university.
 - The student does not have any dues or demands at the College / University including tuition and other fees as well as library material.
 - A student availing of temporary withdrawal shall be required to pay such fees and/or charges as may be fixed by the college until his/her name appears on the student’s roll list. The fees/charges once paid shall not be refunded.
 - A student will be entitled to avail of the temporary withdrawal facility only once during his/her studentship. However, any other concession for the concerned student shall have to be approved by the academic council.

10.2 Permanent Withdrawal

Any student who withdraws the admission before the closing date of admission for the Academic Session is eligible for the refund of the deposits only. Fees once paid will not be refunded on any account.

Once the admission for the year is closed, the following conditions govern withdrawal of

admissions.

- i) A student who wants to leave the College for good will be permitted to do so (and take a Transfer Certificate from the College, if needed), only after clearing all other dues if any.
- ii) Those students who have received any scholarship, stipend, or other forms of assistance from the College shall repay all such amounts.
- iii) The decision of the Principal of the College regarding the withdrawal of a student is final and binding.

11. EVALUATION SYSTEM

- 11.1** The Academic Performance Evaluation of a student shall be according to a Letter Grading System, based on the Class Performance Distribution.
- 11.2** The Letter grades O, A+, A, B+, B, C, P, and F indicate the level of academic achievement, assessed on a decimal (0-10) scale.
- 11.3** The Letter grade awarded to a student in a course, for which he has registered shall be based on his performance in quizzes, tutorials, assignments, etc., as applicable, in addition to two mid-semester examinations and one semester-end examination. The distribution of weightage among these components may be as follows.

Semester End Examination (SEE)		:	50% (50 marks)
Continuous Internal Evaluation (CIE)		:	50% (50 marks)
CIE for Non-PBL Courses			
i)	Quizzes, Tutorials, Assignments, Seminars, etc.	:	10 marks
ii)	Mid-semester Examinations	:	40 marks
CIE for PBL/IPCC Courses			
i)	Project Based Learning (PBL)	:	50 marks
ii)	Mid-semester Examinations	:	40 marks
iii)	Quizzes, Tutorials, Assignments, Seminars, etc.	:	10 marks
<i>60% weightage for theory + 40% weightage for PBL/Practical</i>			

Any variation, other than the above distribution, requires the approval of the pertinent DUGC and Academic Council.

- 11.4** The letter grade awarded to a student in a 0-0-P (Practical) course, is based on an appropriate continuous evaluation scheme that the course instructor shall evolve, with the approval of the pertinent DUGC and the performance in SEE held on the specified period in a semester.
- 11.5 Evaluation Scheme** (*Refer to Appendix-B for detailed evaluation guidelines*): The course Instructor shall announce in the class and/or display at the Notice board/faculty door/website the details of the Evaluation Scheme, including the distribution of the weightage for each of the components and method of conversion from the raw scores to the letter-grades within the first week of the semester in which the course is offered so that there are no ambiguities in communicating the same to all the students concerned.
- 11.5.1 Internship:** Mandatory Internship is in two parts. Internship-I (2 weeks) and Internship-II (8 weeks)

11.5.2 Internship-I

- i. All the students admitted to the 1st semester of engineering programs shall have to undergo Internship-I of 02 weeks (or 80 to 90 hrs duration) during the first year. The internship shall include Inter / Intra Institutional activities. A viva – voce examination (Presentation followed by question-answer session) shall be conducted during the 2nd semester (for lateral entry students, during the 3rd semester) and the prescribed credit shall be included in the 4th-semester grade card.
- ii. All the students admitted to the 3rd semester of Engineering programs (Lateral Entry Category) shall have to undergo a mandatory internship of 02 weeks (during the 3rd semester or the intervening period of the 3rd and 4th semesters). The internship shall include Inter/Intra Institutional activities.
- iii. The internship shall be considered as a head of passing and shall be considered for the award of a degree. Those, who do not take up / complete the internship shall be declared to fail and shall have to complete it during subsequent University examinations after satisfying the internship requirements. (The faculty coordinator or mentor has to monitor the student's internship progress and interact to guide them for the successful completion of the internship).
- iv. Procedure for the Evaluation of Internship-I
 - a) Students should submit the reports immediately on completion of the Internship to the respective mentors.
 - b) The Examination of the internship will be carried out by the mentor.
 - c) The Internship-I shall be slated for 100 marks CIE only and will not have SEE.
 - d) Internship-I marks are based on CIE marks (25 marks for the first presentation, 25 marks for the second presentation, and 50 marks for the report and final presentation).
 - e) A Viva-Voce examination is conducted during I/II/III Semesters (Presentation followed by question-answer session) and the prescribed credit shall be included in the IV semester grade card.

11.5.3 Internship-II

- i. All the students admitted to engineering programs shall have to undergo Internship-II of 08 weeks during the second and third year of their Engineering studies.
- ii. During the intervening period of the IV & V semesters and VI & VII semesters, students shall be ready for industrial experience. Therefore, they shall choose to undergo 8 weeks Internship involving Innovation / Entrepreneurship/ or short-term (about 2 weeks) societal-related activities and 6 weeks Industry Internship.

11.5.4 Project work evaluation: The evaluation of CIE of the project work shall be based on the progress of the student in the work assigned by the project supervisor, periodically evaluated by him/her together with a department committee constituted for this purpose. Seminar presentation, project report,

and final oral examination conducted by the project evaluation committee at the department level shall form the SEE of the project work.

11.5.5 In the case of other requirements, such as seminar, field work, or comprehensive viva voce, if any, the assessment shall be made as laid down by the DUGC/Academic council.

11.5.6 There shall be no re-examination for any course in the credit system.

However, students

- who have abstained from attending CIE or SEE without valid reasons (“N” grade), or
- who have failed (F grade) to meet the minimum passing standards prescribed for CIE and/or SEE or
- who have been detained for shortage of attendance or who have withdrawn (W grade) who have dropped any course shall be required to re-register for such course(s) and go through CIE and SEE again and obtain a grade equal to or better than “P” Grade in each case.
- While such students should re-register for the same course(s) if core, they can re-register for the alternative course(s) from among the elective courses, as the case may be. The re-registration shall be possible when the particular course is offered again either in a main (Odd/Even) or summer semester.

11.6 Qualifying standards

Evaluation Method	Qualifying Standard
Sessional (CIE)	Score: $\geq 40\%$ (≥ 20 marks)
Terminal (SEE)	Score: $\geq 40\%$ (≥ 20 marks)
For securing a final Pass	Total 40 % of the Course maximum marks (100) i.e., the sum of the CIE and SEE marks prescribed for the Course is desired.

11.7 Grading System

The letter grade awarded to a student for his/her performance in a course is based on Absolute Grading.

11.7.1 Absolute Grading – Letter Grade and its range

The grade point scale for absolute grading

Marks Range (%)	Grade Point	Letter Grade	Descriptor
90 & above	10	O	Outstanding
80-89	9	A+	Excellent
70-79	8	A	Very Good
60-69	7	B+	Good
55-59	6	B	Above Average
50-54	5	C	Average
40-49	4	P	Pass
00-39	0	F	Fails
Absent	0	AB	Absent

CGPA	Classification
7.00-& above	First Class with Distinction
6.00-6.99	First Class
5.00-5.99	Second Class
CGPA < 5.00*	Academic Probation / Non-compliance

* If a student secures CGPA < 5.0 at any point time during his/her studies, he/she will be on Academic Probation/Noncompliance (refer to sections 14.2 and 17.3 for more details.)

- Grade “N”:** A candidate having a shortage of attendance (<75%) in any course(s) or CIE marks less than 40% shall not be allowed to appear for SEE of such course(s). Such students will be awarded an ‘N’ grade in these courses with a grade point of 0.
- The grade points are given above help in the evaluation of credit points earned by the student in a course as the credit points are equal to the number of credits assigned to the course multiplied by the grade points awarded to the student in that course. This shall be used in Arriving at the credit index of the student for that semester, as it is the total of all the credit points earned by the student for all the courses registered in that semester.

11.8 Earning of Credits

A student shall be considered to have completed a course successfully and earned the credits if he/she secures an acceptable letter grade in the range of O-P. The letter grade “F” in any course implies the failure of the student in that course and no credits earned.

11.8.1 The Transitional Grades “I”, “W” and “X” would be awarded by the teachers in the following cases. These would be converted into one or the other of the letter grades (O-F) after the student completes the course requirements.

11.8.2 Grade “I”: To a student having attendance $\geq 85\%$ and CIE $\geq 70\%$, in a course, but remained absent from SEE for valid & convincing reasons acceptable to the College, like:

- i) Illness or accident, which disabled him/her from attending SEE.
- ii) A calamity in the family at the time of SEE required the student to be away from the College.
- iii) However, the committee chaired by the Principal is authorized to relax the requirement of CIE $\geq 70\%$ if the student is hospitalized or advised long-term rest after discharge from the hospital by the Doctor.
- iv) Students who remain absent for Semester End Examinations due to valid reasons and those who are absent due to health reasons are required to submit the necessary documents along with their request to the Controller of Examinations to write Makeup Examinations within 2 working days of that examination for which he or she is absent, failing which they will not be given permission.

11.8.3 Grade “W”: To a student having satisfactory attendance at classes, but withdrawing from that course before the prescribed date in a semester under Faculty Advice

11.8.4 Grade “X”: To a student having attendance $\geq 85\%$ and CIE $\geq 70\%$, in a course but SEE performance could result in an F grade in the course. **(No “F” grade will be awarded in this case, but the student’s performance record is maintained separately).**

11.9 Summer / Fast Track semester

11.9.1 The students who have satisfied CIE and Attendance requirements for the course/s and obtained an F grade in SEE are permitted to appear directly in ensuing examination/s as backlog paper/s. The students need not re-register for such course/s in the summer / fast track semester. In case the student wishes to improve CIE/ he/she has to re-register for the summer / regular semester as and when offered next.

11.9.2 The student who obtains required attendance and CIE in the summer semester, but obtains an 'F' grade in SEE; is permitted to appear for SEE subsequently as backlog course/s. The student need not repeat the course for Attendance and CIE.

11.9.3 The course/s for which the student does not possess satisfactory attendance and CIE score shall be marked as ‘N’ on the Grade sheet. Such students are not permitted to SEE for the Courses marked as ‘N’ on the Grade sheet. The students have to re-register only for course/s marked as ‘N’ in the summer/ subsequent semester whenever that course is offered and obtain the required CIE and attendance. Subsequently, they are eligible to appear for SEE in such course/s.

11.9.4 Courses with Transitional Grades viz "W", "I", and "X" are also eligible to register in the summer semester in case they wish to improve their score in CIE.

11.9.5 All courses may not be offered in the summer semester. It is the discretion of the University to offer the courses based on the availability of resources. The Institutes shall notify timetable for the summer semester well in advance.

11.9.6 Summer Semester is optional; it is for the student to make the best use of the

opportunity.

11.9.7 A student is permitted to register for a maximum of 16 credits in the Summer / fast track semester.

11.9.8 A student has to choose those courses which are offered by the Institution in a given summer Semester.

11.9.9 In the summer semester, each course needs to be offered for the required number of lectures/ tutorial/ laboratory hours as prescribed in the syllabus.

11.10 Grade Card

Each student shall be issued a Grade Card at the end of each semester. This will have a list of all the courses registered by a student in the semester, together with their credits, the letter grades with grade points awarded. Only those courses registered for credit and having grade points shall be included in the computation of the students' performance like SGPA and CGPA and the courses are taken for audit will not form part of this computation. The results of mandatory courses, which are of the non-credit type shall also be reflected in the Grade card as PP (for Passed) or NP (for not passed). **Each UG student shall have to obtain the grade PP in each mandatory course to qualify for the Degree awarded by the university.**

11.11 Re-evaluation and paper seeing.

Re-evaluation is permitted only for theory papers. The University, on receiving application within the stipulated time and remittance of a prescribed fee for re-evaluation, shall permit re-evaluation for the course/s applied. The marks obtained after re-evaluation shall be the final marks awarded.

11.12 The Make-Up Examination

The Make-Up Examination facility would be available to students who may have missed attending the SEE of one or more course(s) in a semester for valid reasons and given the "I" grade; Also, students having the "X" grade shall be eligible to take advantage of this facility. **The makeup examination would be held as per dates notified in the Academic Calendar during the summer semester.** However, it would be possible to hold a makeup examination at any other time in the semester with the permission of the Academic Council of the College. In all these cases, the standard of makeup examinations shall be the same as the regular SEE for the course(s).

- a) All the "I" and "X" grades awarded to the students would be converted to appropriate letter grades after the make-up examinations. Any outstanding "I" and "X" grades after the last scheduled make-up examinations shall be automatically converted to "F" grades.
- b) All the "W" grades awarded to the students would be eligible for conversion to the appropriate letter grades only after the concerned students re-register for these courses in a main/ Summer semester and fulfill the passing standards for their CIE and (CIE+SEE).

11.13 Rules for grace marks

11.13.1 Grace marks up to 1% of the maximum total marks of the courses for which he/she is eligible and have registered (non-credit courses excluded) in the examination or 10 marks whichever is less shall be awarded to the failed course(s), (with a restriction of a maximum of 5 marks per course) provided on the award of such grace marks the candidate passes in that course(s).

12. EVALUATION OF PERFORMANCE

The overall performance of a student will be indicated by two indices:

SGPA; which is the Semester Grade Point Average, and CGPA which is the Cumulative Grade Point Average.

SGPA for a semester is computed as follows.

$$SGPA = \frac{\sum[(Course\ Credits) \times (Grade\ Point)] \text{ (for all courses in that semester)}}{\sum[Course\ Credits]}$$

CGPA is computed as follows:

$$CGPA = \frac{\sum[(Course\ Credits) \times (Grade\ Point)] \text{ (for all courses excluding those with F grades until that semester)}}{\sum[Course\ Credits] \text{ (for all courses excluding those with F grades until that semester)}}$$

13. COMMUNICATION OF GRADES

The SGPA and CGPA respectively, facilitates the declaration of academic performance of a student at the end of a semester and the end of successive semesters. Both would be normally calculated to the second decimal position.

14. REQUIREMENTS FOR VERTICAL PROGRESSION (PROMOTION / ELIGIBILITY TO HIGHER SEMESTERS)

14.1 All students are promoted to the next semester or year of their program, irrespective of their academic performance.

14.2 However, at any stage of his/her study, if a student reaches a CGPA below 5.00, the student will be on **Academic Probation** and is permitted to register for a maximum of 16 credits during odd semester of an academic year. However, the student has the choice to re-register for the courses/courses in which he/she has obtained an 'F' / 'N' grade.

14.3 A Student shall be declared fail if he/she

- (i) Has not satisfied the CIE requirements of any Course/s.
- (ii) Has not appeared for the SEE even after satisfying the attendance and CIE requirements.

14.4 Vertical Progression for regular students who have taken admission to the first year: Normally a student is expected to complete a minimum of 85% of credits by the end of the 7th semester. However, **for submission of B.Tech. Major Project in 8th semester, the student should have completed at least 122 credits.**

14.5 Vertical Progression in case of Diploma students admitted to Second year (lateral entry):

14.5.1 Lateral entry students should complete at least 85% of credits by the end of the 7th semester. However, for **submission of B.Tech. Major Project in 8th semester, the student should have completed at least 88 credits.**

14.5.2 Diploma students should register for mandatory non-credit Mathematics Courses Bridge Courses (i) Calculus and Laplace Transforms and (ii) Probability and Differential Equations prescribed during III and IV semesters respectively. They shall attend these bridge course classes during the respective semesters to satisfy attendance and CIE requirements.

14.5.3 Completion of Mathematics Courses Bridge Courses (i) Calculus and Laplace Transforms and (ii) Probability and Differential Equations shall be mandatory for the award of the degree.

14.6 Termination from the program

A student shall be required to withdraw (discontinue) from the program and leave the college on the following grounds.

- i) Failure to secure a minimum CGPA of 5.0 at the end of the 8 years (6 years for lateral entry students).
- ii) Failure to earn 160 credits (120 for lateral entry students) in 8 years (6 years for lateral entry students) of duration from the year of admission including the duration of temporary withdrawal (leave of absence).
- iii) Absence from classes for more than **six weeks at a time** in a semester without leave of absence being granted by competent authorities.
- iv) Failure to meet the standards of discipline as prescribed by the college from time to time.

15. AWARD OF CLASS

Sometimes, it would be necessary to provide equivalence of these averages, viz., SGPA and CGPA with the percentages and/or classes awarded as in the conventional system of declaring the results of university examinations. This can be done by prescribing certain specific thresholds in these averages for Distinction, First Class and Second Class. This can be seen in the following Table.

Percentage Equivalence of Grade Points (For a 10-Point Scale)

Grade Point	Percentage of Marks*	Class
≥ 7.00	$\geq 70\%$	First class with Distinction
≥ 6.00	$\geq 60\%$	First Class
$5.0 \geq \text{CGPA} < 6.00$	$50 \geq \text{Percentage} < 60\%$	Second Class

$$\text{Percentage} * = (\text{CGPA}) \times 10$$

16. APPEAL FOR REVIEW OF GRADES

- a. The entire process of evaluation shall be made transparent, and the course instructor shall explain to a student why he/she gets whatever grade he/she is awarded, if and when required. A mechanism for the review of grades is incorporated into the evaluation system. However, before appealing for such review, a student shall first approach the concerned course Instructor and then the concerned DUGC, with the request to do the needful; and only in situations where satisfactory remedial measures have not been taken, the student may then appeal to the Department Academic Appeals Boards (DAAB) before the date specified in Academic Calendar, by paying the prescribed fees.
- b. The fee for such an appeal will be decided by the Senate from time to time. If the appeal is upheld by DAAB, then the fee amount will be refunded to the student.

17. AWARD OF DEGREE

17.1 B.Tech. Degree

- a) Students shall be declared to have completed the Program of B.Tech. degree and is eligible for the award of degree provided the students have undergone the stipulated Course work of all the semesters under the Scheme of Teaching and Examinations and have earned the prescribed number of credits (160 credits for regular students registered for 4-year degree programs & 120 for lateral entry students).
- b) For the award of a degree, a $CGPA \geq 5.00$ at the end of the Program shall be mandatory.
- c) Completion of Additional Mathematics I and II shall be mandatory for the award of degree to lateral entry diploma students.
- d) **Earning of Activity Points:**
 - i. Every student entering 4-year degree program should earn 100 activity points & every student entering 4-year degree program through Lateral Entry should earn 75 activity points as per the AICTE Activity Point Program for the award of an Engineering degree.
 - ii. The activities can be spread over the years (duration of the program) at any time during the semester weekends and holidays, as per the interest & convenience of the students from the year of entry to the program.
 - iii. The Activity Points earned shall be reflected on the student's eighth-semester Grade Card.
 - iv. Activity Points (non-credit) do not affect SGPA/CGPA and shall not be considered for vertical progression.
 - v. In case students fail to earn the prescribed activity Points before the commencement of 8th-semester examinations, the eighth-semester Grade Card shall be issued only after earning the required activity Points. Students shall be admitted for the award of a degree only after the release of the Eighth semester Grade Card.

17.2 Honours/ Minors Degree

17.2.1 B.Tech. (Honours) Degree

- i. Students must earn a minimum of 18 additional credits in his/her major program discipline entitles a student to get an 'Honours' credential.
- ii. Students have to pay additional fees for all the courses registered for

- ‘Honours’.
- iii. Students with a minimum of 7.5 CGPA and no backlog at the end of the 4th semester will qualify for registering for courses under the ‘Honours credential’.
 - iv. Students shall register for ‘Honours’ courses from the 5th semester onwards.
 - v. Students should register for additional courses and plan to take courses that are prescribed under that ‘Honours’ list as per ‘pre-requisite’ courses to earn the ‘Honours’ credential.
 - vi. Students who wish to acquire an ‘Honours’ credential need to carry out ‘Honours’ course registration along with their regular semester course registration.
 - vii. He/she accumulates credits by registering for the required courses, and if the requirements for ‘Honours’ are met within the prescribed minimum time limit of the program, the ‘Honours’ will be awarded along with the degree.
 - viii. Also, the student should meet the following **requirements to become eligible for the ‘Honours award’**.
 - Minimum CGPA of 7.5 in this major discipline at the end of the 8th semester
 - Minimum CGPA of 7.0 in the registered ‘Honours’ courses
 - ix. In case a student withdraws from the ‘Honours’ registration in the middle of the program, the ‘Honours’ courses completed will be converted to ‘Audit’ courses and indicated accordingly in subsequent Grade Sheets and Consolidated Grade Sheets.
 - x. It must be noted that the ‘Honours’ award will be mentioned in the Degree Certificate as **“Bachelor of Technology in (specialization) with Honours”**.
 - xi. This fact will also be reflected in the Consolidated Grade Sheet under a separate heading ‘Honours’ with similar details shown for other credited courses and the CGPA for ‘Honours’ will be indicated at the end of the list of courses under ‘Honours’.
 - xii. The grades obtained in the courses credited towards the ‘Honours’ award are not counted and shall not influence the GPA/ CGPA of the ‘program’ student has registered.

17.2.2 Minor Degree

- i. Students have to earn a min of 18 additional credits from the courses focused on discipline other than his/her major program discipline entitles a student to get a ‘Minor’ credential.
- ii. Students have to pay additional fees for all the courses registered for ‘Minor’.
- iii. Students with a minimum of 5.0 CGPA and no backlog at the end of the 3rd semester will only qualify for registering for the course under the ‘Minor’ credential.
- iv. Students shall register for ‘Minor’ degree courses from the 4th semester onwards.
- v. All Departments will offer ‘Minors’ in their varied disciplines and will prescribe what set of courses and/or projects is necessary for earning a minor

in that discipline.

- vi. Students should register for additional courses and plan to take courses that are prescribed under that 'Minors' list as per 'pre-requisite' courses to earn the 'Minor' credential.
- vii. If any of the courses listed under the 'minor' option is a course listed under his/her curriculum as PCC then the student cannot opt for that 'Minor', since all minor courses need to be earned as additional courses to his/her program curriculum and depts decision is final and binding.
- viii. Students who wish to acquire a 'Minor' can register for 'Minor' courses along with their regular semester course registration.
- ix. Also, the student should have a minimum **CGPA of 5.0 in the 'Minor' courses registered to become eligible for the Minor credential**. This fact will also be reflected in the Consolidated Grade Sheet under a separate heading 'Minor in (specialization)'.
- x. If the course requirements for a particular 'Minor' are met within the prescribed minimum time limit of the program, the minor will be awarded along with the degree, and it will be mentioned in the **Degree Certificate as "Bachelor of Technology in (Major discipline) with Minor in (specialization)."**
- xi. In case a student withdraws from the 'Minor', the 'Minor' courses completed, will be converted to 'Audit' courses and indicated accordingly in subsequent Grade Sheets and Consolidated Grade Sheets.
- xii. The grades obtained in the courses credited towards the 'Minor' award are not counted and shall not influence the GPA/ CGPA of the program the student has registered for.

17.2.3 Additional norms for Honours/Minors

- i. Students shall register for additional courses to earn Honours/Minors in consultation with their Class Advisor from the list of courses suggested by the DUGC.
- ii. DUGC may recommend Massive Open Online Courses (MOOCs)/ SWAYAM/ NPTEL courses to students who wish to register for Honours/Minors after justifying and establishing the equivalence of the curriculum. The decision of DUGC should be communicated to the Dean of Academics and Controller of Examinations for seeking approval.
- iii. A maximum of 40% credits prescribed for Honors/Minors may be earned through MOOCs/ SWAYAM/NPTEL
- iv. Students may choose to take up additional course work, from the MOOCs courses list suggested by various departments (which can be from SWAYAM/NPTEL) with proctored examinations as approved by the University and complete the same before the last working day of the VIII semester with a final score (online assignments: 25 % + Proctored examination: 75 %) leading to the following certificates: Completed the course (40-59)– ELITE (60 to 75 %) or ELITE + SILVER (76 to 89 %) or ELITE + GOLD (≥ 90 %)
- v. In case, in MOOCs (ex: Coursera), there is no proctored examination, the University will conduct a SEE as deemed to be fit for the award of Credits.
- vi. The Credit equivalence for online courses shall be as follows –

- 4 weeks of online course duration – 1 credit (approx. 13-14 hours)
- 8 weeks of online course duration – 2 credits (approx. 26-28 hours) and
- 12 weeks of online course duration – 3 credits (approx. 39-42 Hours)

17.3 Noncompliance

17.3.1 Noncompliance of CGPA ≥ 5.00 at the end of the Program

- a) Students, who have completed all the courses of the Program but do not have a CGPA ≥ 5.00 at the end of the Program, shall not be eligible for the award of the degree.
- b) In the cases of 17.3 (1), a student shall be permitted to appear again for SEE in course/s (other than Internship, Technical seminar, Project (Mini and Major), and Laboratories) of any Semester/s without the rejection of CIE marks for any number of times, subject to the provision of a maximum duration of the Program to make up the CGPA equal to or greater than 5.00 for the award of the Degree.
- c) Students shall obtain written permission from the Controller of Examinations to reappear in SEE to make up the CGPA equal to or greater than 5.00.
- d) In case, the students earn improved grade/s in all the reappeared course/s, the CGPA shall be calculated considering the improved grade/s. If it is ≥ 5.00 , the students shall become eligible for the award of the degree. If CGPA < 5.00 , the students shall follow the procedure laid in 17.3.1 (b).
- e) In case, the students earn improved grade/s in some course/s and the same or lesser than the previously earned pass grade/s in the other reappeared course/s, the CGPA shall be calculated considering the improved grade/s and the pass grades earned before the reappearance. If it is ≥ 5.00 , the students shall become eligible for the award of the degree. If CGPA < 5.00 , the students shall follow the procedure laid in 17.3.1 (b).
- f) In case, the students earn improved grade/s in some courses and fail in the other reappeared course/s, the CGPA shall be calculated by considering the improved grade/s and the previously earned pass grade/s of the reappeared course/s in which the students have failed. If it is ≥ 5.00 , the students shall become eligible for the award of the degree. If CGPA < 5.00 , the students shall follow the procedure laid in 17.3.1 (b).
- g) In case, the students fail (i.e., earns an F grade) in all the reappeared course/s, pass grade/s of the course/s earned by the students before reappearance shall be retained. In such cases, the students shall follow the procedure laid in 17.3.1 (b).

17.3.2 Noncompliance with Project/ Mini project

The project/mini project shall be considered as a head of passing and shall be considered for the award of degree. Those, who do not take up/complete the mini-project shall be declared to fail in that course and shall have to complete the same during subsequent University examinations after satisfying the Mini-project requirements.

17.3.3 Noncompliance of Internship

All the students of B. Tech shall have to undergo mandatory Internship-I and Internship-II for a total of 10 weeks to earn a total of 10 credits in parts during the

vacations at the end of the 1/2/3 academic year. The evaluation of Internship shall be during IV and VIII semesters. The internship shall be considered mandatory for the award of a degree. Those, who do not take up/complete the internship shall be declared to fail in that Course and shall have to complete the same during subsequent University examinations after satisfying the internship requirements. The maximum duration for a student for complying with the Degree requirements is 16 – semesters from the date of first registration for his/ her first semester (8 years from the date of admission to the first year, (12 semesters / 6 years from the date of admission for lateral entry student)).

18. GRADUATION REQUIREMENTS AND CONVOCATION

18.1 A student shall be declared to be eligible for the award of the degree if he/she has

- a) Fulfilled “Award of Degree” Requirements
- b) No Dues to the College, Departments, Hostels, Library, Central Computer Centre and any other centers.
- c) No disciplinary action is pending against him/her.

18.2 The award of the degree must be recommended by the Governing council.

18.3 Convocation: Degree will be awarded to the students who have graduated during the preceding academic year. Students are required to apply for the Convocation along with the prescribed fees, after having satisfactorily completed all the degree requirements (refer to “Award of Degree”) within the specified date to arrange for the award of the degree during convocation.

19. AWARD OF PRIZES, MEDALS, CLASS & RANKS

19.1 For the award of Prizes and Medals, the conditions stipulated by the Donor may be considered as per the statutes framed by the University for such awards. Sometimes, it would be necessary to provide equivalence of these averages, viz., SGPA and CGPA with the percentages and/or Class awarded as in the conventional system of declaring the results of University examinations. This can be done by prescribing certain specific thresholds in these averages for Distinction, First Class, and Second Class as described in Section 15.

19.2 An attempt means the appearance/registration of a candidate for an examination in one or more courses either in part or failing a particular examination.

19.2.1 A candidate who fails/remains absent (after submitting exam application) in the main examination and passes one or more subjects/courses or all subjects/courses in the supplementary/ Make-up examination such candidates shall be considered as taken more than an attempt.

19.3 Merit Certificates and University Medals/ will be awarded based on overall CGPA, governed by the specific selection criteria that may be formulated by the University for such Medals / Awards

19.3.1 Only those candidates who have completed the Program and fulfilled all the requirements in the minimum number of years prescribed (i.e., 3 years for Diploma lateral entry students or 4 years for students who joined after the 12th standard) and who have passed each semester in the **first attempt** are eligible for the award of Merit Certificates and /or University Medals.

19.3.2 Candidates with W, N, I, X & F grades and who passes the courses in the subsequent/ supplementary/ make up examinations are not eligible for the award of Gold Medal or Merit Certificate.

20. CONDUCT AND DISCIPLINE

20.1 Students shall conduct themselves within and outside the premises of the College in a manner befitting the students of an Institution of National Importance.

20.2 **As per the order of the Honorable Supreme Court of India, ragging in any form is considered a criminal offense and is banned. Any form of ragging will be severely dealt with.**

20.3 The following acts of omission/ or commission shall constitute a gross violation of the Code of Conduct and are liable to invoke disciplinary measures:

- i. Ragging.
- ii. Lack of courtesy and decorum; indecent behavior anywhere within or outside the campus.
- iii. Willful damage or stealthy removal of any property/belongings of the College/Hostel or fellow students/citizens.
- iv. Possession, consumption, or distribution of alcoholic drinks or any kind of hallucinogenic drugs.
- v. Mutilation or unauthorized possession of Library books.
- vi. Noisy and unseemly behavior, disturbing studies of fellow students.
- vii. Hacking in computer systems (such as entering into another Person's area without prior permission, manipulation and/or Damage of computer hardware and software, or any other Cybercrime, etc.).
- viii. Plagiarism of any nature.
- ix. Any other act of gross indiscipline as decided by the Senate from time to time.
- x. Use of Mobile in the college Academic area.
- xi. Smoking in College Campus and supari chewing.
- xii. Unauthorized fundraising and promoting sales.
- xiii. Commensurate with the gravity of the offense the punishment may be: reprimand, expulsion from the hostel, debarring from an examination, disallowing the use of certain facilities of the College, rustication for a specified period or even outright expulsion from the College, or even handing over the case to appropriate law enforcement authorities or the judiciary, as required by the circumstances.

20.4 For an offense committed in (i) a hostel (ii) a department or a classroom and (iii) elsewhere, the Chief Warden, the Head of the Department, and the Dean (Academics), respectively, shall have the authority to reprimand or impose fine.

20.5 All cases involving punishment other than reprimand shall be reported to the principal.

20.6 Cases of adoption of unfair means and/or any malpractice in an examination shall be reported to the Controller of Examinations for taking appropriate action.

20.7 **Note:** Students are required to be inside the examination hall 20 minutes before the commencement of the examination. This is applicable for all examinations (Semester end/Supplementary/makeup) henceforth. Students will not be allowed inside the examination hall after the commencement, under any circumstances.

APPENDIX - A

Definitions, terminology, and abbreviations

1. Nitte DU / University

- a. Refers to Nitte (Deemed to be University)

2. BoM

- a. Refers to Board of Management of Nitte (Deemed to be University)

3. BoS

- a. Refers to the Board of Studies in Mechanical Engineering

4. Institute/Institution

- a. Refers to NMAM Institute of Technology, Nitte

5. Program

- a. A range of learning experiences over a specified period, leading to the award of a degree/diploma/certificate. A program is completed when the courses that make up the program are completed, and other requirements as specified in the program regulations are met.

6. Course

- a. A unit of learning that typically lasts one semester, led by one or more teachers, for a fixed roster of students. Often referred to as a “subject”. A course has identified course outcomes, modules/units of study, specified teaching-learning methods, and assessment schemes. A course may be designed to include lectures, tutorials, practical, laboratory work fieldwork, project work, internship experiences, seminars, self-study components, online learning modules, etc. in any combination.

7. Semester

- a. An academic session, usually of 16 weeks duration, with a minimum of 90 working days during which coursework and assessments are to be completed. Typically, two semesters make up an academic year, with the first of these referred to as the Odd Semester and the second as the Even Semester.
- b. An additional short semester (usually 8 weeks) may be offered between an even semester and subsequent odd semester (in the interval between two academic years) and is termed a summer semester. The summer semester is offered to enable students to register for:
 - i. Fast-tracked courses required for clearing backlog courses.
 - ii. Fast-tracked courses for earning additional credit / completing non-credit mandatory requirement.
 - iii. Value added courses.
 - iv. The courses offered in summer semesters are bound by the same regulations as that of regular semesters, except that they are run at an accelerated pace to provide the required contact hours and conduct assessments within the 8 weeks.

8. Credit

- a. A unit by which the course work is measured. It determines the number of hours of formal learning (contact hours) required per week. Credits are calculated based on the

concept of “notional learning time”. Notional learning time is the number of hours that a learner is expected to spend, on average, to achieve the specified learning outcomes of the course. This may comprise a variable combination of scheduled learning activities, (lectures, seminars, labs, etc.) and self-directed learning time (reading required before classes, working on assignments, examination preparation, and completion of assessments).

9. Credit equivalence of notional learning time for different types of activities

a. The credit values assigned to various teaching-learning activities are as follows:

Type of teaching-learning	Nature of activity	No. of contact hours per week equivalent to one credit	The total number of contact hours over a 16-week semester is equivalent to one credit
Lectures / Seminars / synchronous virtual classes / synchronous webinars	Scheduled instruction	1:1	16
Tutorials	Scheduled instruction	2:1	32
Supervised Demonstrations / Laboratory sessions / Studio / Workshops / Workplace simulation / Skill Practice Sessions	Scheduled instruction	2:1	32
Supervised Field visits/community visits/Internships	Scheduled instruction	3:1	48
Scheduled self-directed study (individual or group)	Scheduled instruction	2:1	32
Asynchronous E-Learning modules (structured self-directed study)	Independent learning	2:1	32
Student Seminar	Independent /small group learning	2:1	32
Project work/dissertation	Independent /small group learning	3:1	48
Internship for credit	Industry placement/ Research Internship	3:1	48

10. Choice-based credit system (CBCS)

A program structure for higher education requires students to earn a minimum of credits by completing various types of courses, including electives, which facilitate a student to have some freedom in selecting his/her own choices, within as well as across disciplines.

11. Course Registration

Refers to formal registration of the Courses in the study every semester (Credits and Audit) by every student under the supervision of a faculty advisor. The institution will maintain records of the same and communicate them to the University.

12. Learning outcomes

- a. Program Outcomes (PO) - Statements defining the skills, knowledge, and attitude that graduates of a program will be able to demonstrate upon completing the program
- b. Course Outcomes (CO) - Statements defining the skills, knowledge, and attitude that students will be able to demonstrate upon completing the course. COs are mapped to the POs such that attaining the course outcomes leads to the attainment of program outcomes.
- c. Attainment of POs-COs is mapped to the POs such that attaining the course outcomes leads to the attainment of program outcomes.

13. Evaluation

For all courses, the evaluation will be based on both formative assessment (Continuous Internal Evaluation, CIE) and summative assessment (Semester End Evaluation, SEE). Weightage for CIE and SEE will be 50% each

13.1 Continuous Internal Evaluation (CIE)

Refers to the periodic and continuous *formative assessment* of students' performance during the semester by the teacher(s) of the course to provide timely feedback to students and for guiding "course corrections" by the teachers. The assessment methods may include tests, quizzes, assignments, project evaluations, portfolio evaluations, seminar assessments, etc. CIE will have a weightage of 50% in the determination of the final grading of the course.

13.2 Semester End Evaluation (SEE)

Refers to a *summative assessment* that covers the entire course syllabus, conducted by the University, at the end of the semester. Appropriate assessment methods aligned with the learning domain and teaching-learning methods are to be used. CIE will have a weightage of 50% in the determination of the final grading of the course.

14. Grading

Course Grade refers to a qualitative measure of performance of a student in each course, based on the percentage of marks secured in Continuous Internal Evaluation (CIE) and Semester End Evaluation (SEE). A Letter grade is awarded for each course.

15. Semester Grade Point Average (SGPA)

Refers to the measure of a student's academic performance in a semester. It is calculated based on the credits and the grades obtained in the courses offered in the semester.

16. Cumulative Grade Point Average (CGPA)

Refers to the measure of the cumulative performance of a student in all the previous semesters and is computed from the 2nd semester onwards. It is calculated based on the credits and the grades obtained in all the courses taken.

17. Academic Bank of Credits (ABC)

The Academic Bank of Credits is a national-level facility for “credit transfer”. It is provided by the Ministry of Education, Govt. of India, to promote the flexibility of the curriculum framework and interdisciplinary/multidisciplinary academic mobility of students across the Higher Education Institutions in the country. The banking and redemption of credits through ABC will be governed by the University’s guidelines.

APPENDIX-B

Evaluation Guidelines

CIE and SEE details for various types of courses

1. Theory: PCC/IPCC/PEC/OEC

1.1. Scheme of examinations: CIE+SEE =50+50=100 marks

1.2. Continuous internal evaluation (CIE):

1.2.1. CIE (PCC/PEC/OEC)

Type of Questions	Questions to be set (Can have sub-questions a and b)	Questions to Be answered	Marks per question	Total marks
Mid Sem Exam-1				
40% of the total syllabus (Unit-1) (15 Teaching hours)				
Descriptive Part-1	2	1	10	10
Descriptive Part-2	2	1	10	10
Mid Sem Exam-2				
40% of the total syllabus (Unit-2) (15 Teaching hours)				
Descriptive Part-1	2	1	10	10
Descriptive Part-1	2	1	10	10
TASKS				
TASK	The task comprises 5 class tests/quizzes/assignments conducted for each unit for a max mark of 10. All tests/quizzes/Assignments are compulsory			10
Maximum Marks				50

1.2.2 CIE (IPCC/PBL)

Type of Questions	Questions to be set (Can have sub-questions a and b)	Questions to be answered	Marks per question	Total marks
Mid Sem Exam-1				
40% of the total syllabus (Unit-1) (15 Teaching hours)				
Descriptive Part-1	2	1	10	10
Descriptive Part-2	2	1	10	10
Mid Sem Exam-2				
40% of the total syllabus (Unit-2) (15 Teaching hours)				
Descriptive Part-1	2	1	10	10
Descriptive Part-1	2	1	10	10
Task	The task comprises 5 class tests/quizzes/assignments conducted for each unit for a max mark of 10. All tests/quizzes/Assignments are compulsory.			10
Maximum Marks				50
60% weightage, converted to 30 marks				
Practical/Project Based Learning (PBL)				
Practical/PBL	Practical/PBL (comprises of implementation of theoretical concepts through projects/problem solving)			50
40% weightage, converted to 20 marks				
Maximum Marks [30 (Theory)+ 20 (Practical/PBL)]				50

1.2.3 Semester End Evaluation (SEE): 3 Hours Duration

Type of Questions	Module & Teaching hours	Questions to be set (Can have sub-questions a, b, and c)	Questions to be answered	Marks per question	Total marks
MCQ	Entire Syllabus	10 or 20	All Questions	2 or 1	20
Descriptive	• Unit-1 • 15 teaching hours	3	2	16	32
Descriptive	• Unit-2 • 15 teaching hours	3	2	16	32
Descriptive	• Unit-3 • 10 teaching hours	2	1	16	16
				Maximum Marks	100
SEE Marks with 50% Weightage					50

1.2.4 CIE & SEE for various types of courses

Sl. No.	Courses		Evaluation scheme			
			CIE (Minimum 40% eligibility marks of Max marks)		SEE (Minimum 40% Passing marks of Max marks)	
			Max Marks	Min eligibility marks required	Max Marks	Minimum passing marks required
1	Integrated Professional Core Course (IPCC)	Theory	30	12	50	20
		Practical	20	08	---	---
		Total	50	20	50	20
2	PCC with PBL component	Theory	30	12	50	20
		PBL component	20	08	--	--
		Total	50	20	50	20
3	PCC/PEC/OEC		50	20	50	20
4	Laboratory		50	20	50	20
5	Drafting		50	20	50	20
6	Mini Project		100	40	---	---
7	Inter/Intra Institutional Internship (2 weeks)		100	40	---	---
8	Industrial/Govt./ NGO/MSME/ Rural Internship/ Innovation / Entrepreneurship (In single or two stretches =Total of 8 weeks)		100	40	100	40
9	Research Internship/ Advanced Industry Internship/Project work		100	40	100	40
10	Seminar		100	40	---	---

All university examinations (SEE) shall be conducted for a maximum of 100 marks. For assigning the letter grade the university examination marks secured by a student, except in the case of serial

no. 06, 07, and 10 shall be reduced to 50 marks and added to CIE marks. If the total marks result in a fraction during reduction, it shall be rounded off to the nearest higher value.

2 Laboratory/Practical Course

2.1 Split-up of Marks for evaluation of Practical for 50 CIE marks and 50 SEE marks.

2.2 Split-up of Marks for evaluation of Laboratory work:

- 2.2.1** Laboratory in-charge faculty will follow rubrics given in the Tables below for an evaluation of laboratory courses
- 2.2.2** In the case of Practical, the IA marks shall be based on laboratory observation, records, viva, and at least one practical test.
- 2.2.3** Continuous Evaluation in every lab session will be done using the format mentioned in the Table to evaluate PO9 (Individual and teamwork) and PO10 (Communication).
- 2.2.4** Rubrics used for continuous Evaluation of **laboratory courses involving experiments with hardware**

Lab conduction and Record			Lab Internal Assessment		
Split-up: 60% (30 Marks) of Maximum CIE marks (50). Each experiment is to be evaluated for conduction with an observation book and record write-up (30 marks per experiment). The final marks for conduction and record are the average of all the specified experiments in the syllabus.			Split-up: 40% (20 Marks) of Maximum CIE marks (50). One test of 20 Marks In the test, conduction of the experiment and acceptable result with viva-voce will carry a weightage of 60% per experiment, with the rest 40% for procedural knowledge and regularity of the student.		
Rubrics per experiment	Marks Distribution	Remarks	Rubrics	Marks distribution	Remarks
Circuit	02	Evaluation of Record write-up to include weightage for submission on time, neatness, etc.	Write-up	04	
Design	02		Conduction	10	
Procedure	02				
Conduction	06				
Viva	06				
Record write-up	12		Results	06	
Total Marks	30		Total Marks	20	

2.2.5 Split-up of Marks used for continuous Evaluation of laboratory involving experiments with software

Rubrics for Split up of Marks	Methodology / Process Steps per Experiment	Marks
#R1	Observation, Write up of Procedure / Algorithm/ Program execution, and Conduction of experiment	12
#R2	Viva – Voce	06
#R3	Record writing	12
	Total Marks for each experiment	30
#R4	Internal Test: Lab Internal Assessment	
	(i) Write-up of Procedure/Program/Algorithm	04
	(ii) Conduction/Execution	10
	(iii) Viva-Voce	06
	Total Marks	20

3. Internship and Evaluation

3.1 Introduction

The rise in global competition has prompted organizations to devise strategies to have a talented and innovative workforce to gain a competitive edge. Developing an internship policy is an impactful strategy for creating a future talent pool for the industry. The internship (a form of experiential learning) program not only helps fresh pass-outs in gaining professional know-how but also benefits corporate sectors. The internship also enhances the employability skills of the student passing out from Technical Institutions.

The following list provides a brief illustrative overview of the knowledge, skills, work habits, and character traits commonly associated with 21st-century skills and to be acquired by graduates:

- Critical thinking, problem solving, reasoning, analysis, interpretation, and synthesizing information.
- Scientific literacy and reasoning, the scientific method.
- Research skills and practices, interrogative questioning.
- Creativity, artistry, curiosity, imagination, innovation, and personal expression.
- Information and communication technology (ICT) literacy, media and internet literacy, data interpretation and analysis, and computer programming.
- Oral and written communication, public speaking and presenting, listening.
- Economic and financial literacy, entrepreneurial skills.
- Global awareness, multicultural literacy, humanitarianism.
- Environmental and conservation literacy, ecosystems understanding.
- Civic, ethical, and social-justice literacy.

- Leadership, teamwork, collaboration, cooperation, and facility in using virtual workspaces.
- Perseverance, self-direction, planning, self-discipline, adaptability, initiative.
- Health and wellness literacy, including nutrition, diet, exercise, and public health and safety.

The internship experience will augment the outcome-based learning process and inculcate various attributes mentioned above in a student in line with the graduate attributes defined by the NBA as well as NEP 2020

Following are the intended objectives of internship training.

- (i) Expose Technical students to the industrial environment, which cannot be simulated in the classroom, and hence create competent professionals in the industry.
- (ii) Provide possible opportunities to learn, understand and sharpen the real-time technical/managerial skills required at the job.
- (iii) Expose to the current technological developments relevant to the subject area of training.
- (iv) Use the experience gained from the industrial internship in discussions held in the classrooms.
- (v) Create conditions conducive to the quest for knowledge and its applicability on the job.
- (vi) Learn to apply technical knowledge in real industrial situations.
- (vii) Gain experience in writing reports on technical works/projects.
- (viii) Expose students to the engineer's responsibilities and ethics.
- (ix) Familiarize with various materials, processes, products, and their applications along with relevant aspects of quality control and safety measures.
- (x) Promote academic, career, and/or personal development.
- (xi) Expose the students to future employers.
- (xii) Make students available to the industry for employment.
- (xiii) Understand the psychology of the workers and their habits, attitudes, and approach to problem-solving.
- (xiv) Understand the social, economic, and administrative considerations that influence the working environment of industrial organizations.

3.2 Academic credit framework for the internship and project work undergone as part of the B.Tech. program.

- A minimum of 20 credits of Internship/ Entrepreneurial activities / Project work/ Seminar and Inter/ Intra Institutional Training may be counted towards B. Tech. degree program
- Here, 1 credit is equivalent to a minimum of 40-45 hours of work. Therefore, a full-time intern is expected to spend 40 - 45 hours per week on Internship, Training, Project work, Seminar activities, etc. This will result in about 800 to 900 hours of total internship and project duration for the B. Tech program.
- To derive the benefits of an internship, it is introduced in two/ three stages of the B.Tech. program.
- Internships may be full-time or part-time; they are full-time during the summer vacation and part-time during the academic session. The curriculum is flexible to adjust internship duration. Therefore, opportunities must be provided for experiences that cannot be anticipated when planning the course.

- The departments have the flexibility to schedule internships, Project work, Seminars, etc. according to the availability of the opportunities. However, the suggested minimum requirement regarding Internship duration and credits are as given in Table -B1.

Table-B1 Suggested Credit Framework for Internship and Project work

Sl. No.	Title	Schedule	Duration	Activities	Credits
1	Internship-I	Ongoing First-year academic session/ Summer vacation after 2nd Semester/ vacation during 3 rd semester (for lateral entry students)	02 weeks	Inter/ Intra Institutional Activities (Evaluation in 4 th semester)	02
2	Internship-II	a) Summer vacation after 4th Semester	02-04 weeks	Industrial/Govt./ NGO/ MSME/ Rural Internship/ Innovation / Entrepreneurship/ social internship	---
		b) Summer vacation after 6th Semester	04-06 weeks	Industrial/Govt./ NGO/ MSME/ Rural Internship/ Innovation / Entrepreneurship	
		c) Total of a) and b) at the beginning of the 8th semester	08 weeks	Evaluation in 8 th Semester	08
3	Project work	6 th Semester	6 hours/week	Mini -Project	02
		8th Semester	16 weeks	Extended Industry Internship /Research Internship/ Project work	10
				Report preparation and writing	
				Seminar	01
Total Credits					23

Table-1 states that during the ongoing/ summer vacations after the 2nd Semester, students are required to be involved in Inter/ Intra Institutional Activities viz; Training with higher Institutions; Soft skill training organized by Training and Placement Cell of the respective institutions; contribution at incubation/ innovation /entrepreneurship cell of the institute; participation in conferences/ workshops/ competitions, etc.; Learning at Departmental Lab/ Tinkering Lab/ Institutional workshop; Working for consultancy/ research project within the institutes and Participation in all the activities of Institute's Innovation Council for eg: IPR workshop/Leadership Talks/ Idea/ Design/ Innovation/ Business Completion/ Technical Expos, etc.

During the summer vacation after the 4th/ 6th semester, students are ready for industrial experience. Therefore, they may choose to undergo Internship / Innovation / Entrepreneurship related activities. Students may choose either to work on innovation or entrepreneurial activities resulting in start-up or undergo internship with industry/NGO/ Government organizations/ Micro/ Small/ Medium enterprises to make themselves ready for the industry.

3.3 Internship Supervision

- i) The internship shall be carried out under the supervision of a faculty mentor. The faculty mentor/guide should,
- ii) Serve as a teacher, mentor, trainer, critic, leader, and boss.
- iii) Provide sufficient time to guide the interns. (Interns are students or a trainee who does a job to gain work experience)
- iv) Play a vital role, along with the Training and Placement Officer, in providing internship opportunities for the students.
- v) Exhibit qualities such as leadership, strong communication skills, and patience.
- vi) Provide a letter of recommendation in due consultation with students and the industrial organization (if possible) where the internship is intended to be carried out, endorsed by the authority (Principal/Institution Internship Coordinator).

- 3.3.1 Each faculty mentor shall supervise the students/Student batches allotted to them. Often, the supervision may be by an external expert. In such cases, the faculty mentor shall jointly guide the student/s without causing miscommunications/embarrassment to either side.
- 3.3.2 Depending on the activity taken up by the students, the internship shall be carried out individually or in batches having not more than three students.
- 3.3.3 Faculty Mentor, along with the external expert, shall scrupulously evaluate the work of an individual student or students of a batch and maintain the relevant documents.
- 3.3.4 For allotment of CIE marks, the institutions shall prepare the rubrics for each activity offered by the institution as given in Table - B2. The marks shall be allotted by the Internship committee designated by HOD in consultation with the mentors.
- 3.3.5 For all activities conducted by the institution, the attendance of the students shall be maintained by the faculty and maintained in their respective departments.

3.4 Internship-I (Activity based Internship)

While intra-activities are within the institution, inter-activities shall be between the concerned institution and neighboring institutions. Intra and Inter activities are the activities that are the impetus to learning techniques. It adds to the comprehensive growth of the mind and associated activities.

As the students are on the verge of learning technical aspects and have a limited period of internship, it is preferable to expose students to polygonal activities instead of one type of activity. Therefore, activities completed by the students shall not be one type of activity but can be few within the period of the internship. In this regard, Intra and Inter-Institutional activities shall be completed under the supervision of a faculty on a self-learning basis.

The faculty have to kindle the latent abilities of the students, encourage, guide, supervise and shape them to achieve the desired result. Therefore, a learning agenda in the form of specific learning objectives and outcomes shall be prepared before the start of the internship.

Whatever the activity/activities that are/are done under Intra and Inter-Institutional activities, should ignite the inquisitiveness to learn, enhance the knowledge, thinking ability and imagination, planning, application of mind, execution ability, innovation attitude, listening and understanding, vocabulary, personal expression, public speaking, written communication, oral presentation of the subject matter, acquire leadership qualities and teamwork requirements, responsiveness, ethics, etc.

3.4.1 List of proposed activities

- a. Activities concerned with the works of Indian scholars like Charaka and Susruta, Aryabhata, Bhaskaracharya, Chanakya, Madhava, Patanjali, Panini, and Thiruvalluvar, among numerous others
- b. Activities such as training with higher Institutions or Soft skill training
- c. Contribution at incubation/ innovation /entrepreneurship cell of the institute.
- d. Learning at Departmental Lab/Tinkering Lab/ Institutional workshop.
- e. Working for consultancy/ research projects within the institute.
- f. Learning MS Word, Excel, Microsoft equations, MS drawing tools, MS Powerpoint, etc.
- g. Coding.
- h. Mini projects using commercially available assembled electronic products.
- i. Debates, quizzes, and group discussions: On technical topics already studied (both in Kannada and English).
- j. Essay competitions: Both in Kannada and English on technical topics already studied.
- k. Survey and study of published literature on the assigned topic: Technical paper survey, Preparation of synopsis. Exposure to technical paper publications.
- l. Photography.
- m. Short film production: Contemporary aspects, technical aspects, etc.
- n. Internship in Disaster Management.
- o. Solar energy connected activities that help the common man.
- p. Working with Smart City Administration.
- q. Hackathon (it is a design sprint-like event in which computer programs and others involved in software development, including graphic designers, interface designers, project managers, and others, often including domain experts collaborate intensively on software projects).
- r. Industrial Safety, Fire Safety, Electrical Safety, Chemical Process Safety, Food Safety, etc.
- s. Internship and project work in Indian Knowledge System related Areas/Topics.
- t. Industrial visits to Small Scale Industries/ Factories/ Cottage Industries/substation visits etc., and submission of the report.

3.5 Documents to be submitted by Students for Internship Evaluation

3.5.1 Student's Diary

The main purpose of writing a daily diary is to cultivate the habit of documenting and to encourage the students to search for details. It develops the student's thought process and reasoning abilities. The students shall record in the daily training diary the day-to-day account of the observations, impressions, information gathered, suggestions given, if any, and activities carried out. It should contain sketches and drawings related to the observations made by the students. The daily training diary should be signed after every day or at least twice a week by the faculty/ in charge of the section (external expert) where the student has been working.

Student's Diary should be submitted by the students along with attendance records. It shall be evaluated based on the following criteria:

- i) Regularity in the maintenance of the diary.
- ii) Adequacy and quality of information recorded.
- iii) Drawings, sketches, and data were recorded.
- iv) Thought processes and recording techniques were used.

v) Organization of the information

3.5.2 Internship report

After completion of the Internship, the student shall prepare, with a daily diary as a reference, a comprehensive report in consultation with the mentor/s to indicate what he/she has observed and learned in the training period along with the internship outcomes. The training report should be signed by the mentor. The Internship report shall be evaluated based on the following criteria and/or other relevant criteria about the activity completed.

- i) Originality.
- ii) Adequacy and purposeful write-up.
- iii) Organization, format, drawings, sketches, style, language, etc.
- iv) Practical applications, relationships with basic theory, and concepts taught in the appropriate course.
- v) Variety and relevance of learning experience.

Procedure for the Evaluation of Internship-I

- a) Students should submit the reports immediately on completion of the Internship to the respective mentors
- b) The Examination of the internship will be carried out by the mentor
- c) The Internship-I shall be slated for 100 marks CIE only and will not have SEE.
- d) Internship-I marks are based on CIE marks (25 marks for the first presentation, 25 marks for the second presentation, and 50 marks for the report and final presentation).
- e) A Viva-Voce examination conducted during the I/II/III Semesters (Presentation followed by question-answer session) and the prescribed credit shall be included in the IV semester grade card.

3.5.3 Assessment Rubrics for evaluation of Internship-I (Intra and Inter-Institutional Activities)

Table – B2 Internship-I Assessment Rubrics Scheduled during the first year (Prescribed Period 02 weeks and Prescribed credits: 02)					
Sl No	Sub Activity Head	Performance/ Appraisal	Assessment Rubrics (Allotted marks decide the letter)	Proposed Document as Evidence	Evaluated by
1	Inter/ Intra Institutional Workshop/ Training.	Excellent	80 to 100	(i) Student's Diary and (ii) Internship Report along with the certificate issued from the relevant authorized Authority	Institute Faculty (mentor) together with External Expert, if any.
		Good	60 to 79		
		Satisfactory	40 to 59		
		Unsatisfactory and fail	< 39		
2	Working for consultancy/ Research project.	Excellent	80 to 100		
		Good	60 to 79		
		Satisfactory	40 to 59		
		Unsatisfactory and fail	< 39		
3	Festival (Technical / Business / Others) Events.	Excellent	80 to 100		
		Good	60 to 79		
		Satisfactory	40 to 59		
		Unsatisfactory and fail	< 39		

4	Contribution in Incubation/ Innovation/ Entrepreneurship Cell.	Excellent	80 to 100		
		Good	60 to 79		
		Satisfactory	40 to 59		
		Unsatisfactory and fail	< 39		
5	Learning at Departmental Lab/Tinkering Lab/Institutional workshop.	Excellent	80 to 100		
		Good	60 to 79		
		Satisfactory	40 to 59		
		Unsatisfactory and fail	< 39		
6	Other than the above five activities	Excellent	80 to 100		
		Good	60 to 79		
		Satisfactory	40 to 59		
		Unsatisfactory and fail	< 39		
Note: The total CIE marks shall be the sum of marks allotted to completed activities by the student.					

3.6 Internship-II: (Societal internship and Research/Industry Internship) (08 weeks) [Scheduled during the intervening period of IV & V semester and VI & VII semester]

During the intervening period of the IV & V semesters and VI & VII semesters, students shall be ready for industrial experience. Therefore, they shall choose to undergo an Internship involving Innovation / Entrepreneurship/short-term (about 2 weeks) societal-related activities. Students may choose to work on innovation or entrepreneurial activities, or both resulting in start-up or undergo internship with industry/NGO/ Government organizations/ Micro/ Small/ Medium enterprises to make themselves ready for the industry.

3.6.1 Innovation

Innovation refers to a new or improved product or process or a combination thereof that differs marginally or significantly from the unit's previous product. An innovation center is a place where students are encouraged to implement the innovative ideas formed through imagination, brainstorming sessions, design thinking, and associated activities to bring them to reality. It is a place, where creative minds are shaped.

3.6.2 Entrepreneurship

Entrepreneurship refers to setting up a new business or business and taking on financial risks in the hope of profit. It involves investment to undertake production along with arranging inputs like land, labour, material, and capital, introducing new techniques and products, identifying new sources for the enterprise, etc.

3.6.3 Incubation Center

An organized unit designed for innovation as well as to accelerate the growth and success of new entrepreneurial companies through mentorship and an array of business support resources and services that could include physical space, capital, coaching, common services, and networking connections.

3.6.4 Startup

An entity that develops a business model based on either product innovation or service innovation and makes it scalable, replicable, and self-reliant.

An entity shall be considered a Startup

- i) Up to ten years from the date of incorporation/ registration, if it is incorporated as a private limited company (as defined in the Companies Act, 2013) or registered as a partnership firm (registered under section 59 of the Partnership Act, 1932) or a limited liability partnership (under the Limited Liability Partnership Act, 2008) in India.
- ii) Turnover of the entity for any of the financial years since incorporation/ registration has not exceeded one hundred crore rupees.
- iii) The entity is working towards innovation, development, or improvement of products or processes, or services, or if it is a scalable business model with a high potential for employment generation or wealth creation.
- iv) Provided that an entity formed by splitting up or reconstruction of an existing business shall not be considered a Startup.

3.6.5 Societal (Social) related activities

Short-term internships (about 2 weeks) in villages, slums, or urban areas can be under social internship. The internship will be more fruitful if students work in teams. The teams can select one or more fields to do their best in the field of agriculture, watershed management, wastelands development, non-conventional energy, low-cost housing, sanitation, nutrition and personal hygiene, schemes for skill development, income generation, blood bank, government schemes such as

- i) (Swachh Bharat: Swachh Bharat Mission, Swachh Bharat Abhiyan, or Clean India Mission is a country-wide campaign to eliminate open defecation and improve solid waste management.
- ii) Accessible India: Accessible India Campaign or Sugamya Bharat Abhiyan is a program to serve the differently able community of the country.
- iii) Digital India: A campaign to ensure the Government's services are made available to citizens electronically by improved online infrastructure and by increasing Internet connectivity or making the country digitally empowered in the field of technology.
- iv) Beti Bachao and Beti Padhao: A campaign of the Government of India that aims to generate awareness and improve the efficiency of welfare services intended for girls in India.
- v) Environment and Energy Conservation and Education, legal aid, consumer protection, and allied field including Indian Red Cross Society, National Cadet Corps, Bharat Scouts, and Guides.

Societal activities are one of the NBA graduate attributes that are part of PO6 and PO7, which are reproduced below.

- vi) PO-6: The engineer and society: Apply reasoning informed by the contextual knowledge to assess societal, health, safety, legal, and cultural issues and the consequent responsibilities relevant to the professional engineering practice.
- vii) PO-7: Environment and Sustainability: Understand the impact of the professional engineering solution in societal and environmental contexts and demonstrate the knowledge of and need for sustainable development. The long-term goal under Societal (social work) related activities, particularly in a rural area, results in a rural internship. In urban areas, the student may adopt slum/ economically weaker section areas for short duration social internship to uplift the living conditions.

Given the above, internship coordinators should encourage students to take up a societal internship as far as possible.

3.6.6 Places for Innovation/Entrepreneurial Activities

Students shall carry out Innovation or Entrepreneurial activities or both at the Incubation Center and Entrepreneurship Cell of the parent institution or elsewhere such as ATAL Incubation Centers [A flagship of Atal Innovation Mission (AIM), NITI Aayog for promoting the culture of innovation and entrepreneurship in India], institutes of national importance, public sector units, IT companies, government organizations, and non-governmental organizations, industries including MSME, etc.

- **Institutes should deter students to opt for internships at places established for commercial benefits.**

3.6.7 Industrial Internships

The gap between the theoretical knowledge obtained in the classrooms and the practical skills required in the actual workplace scenarios is fast growing. This has put forth varied challenges to graduating students when it comes to job placements. As institutes cannot have a relevant facility to expose students to a real-time industrial environment, an industrial internship is an appropriate solution.

The main objective of the industry internship is to ensure that the intern is exposed to a real job world environment and gains practical experience. Often, it may be a practical exposure to the theory that has been learned during the academic period. The industry internship helps students understand analytical concepts and tools, hone their skills in real-life situations, and build confidence in applying the skills learned.

3.6.7.1 Industry Internship Benefits

- Have ample opportunities to attend seminars, symposiums, workshops, etc. This in turn provides an opportunity to establish rapport with professionals and pioneers in their respective fields for further growth.
- Have wide scope to publish paper/s in journals.
- Good recommendation letter/s that increase the prospectus for further internships, higher studies, and placements.
- Helps to acquire team spirit, motivated acts, techniques to resolve conflicts, etc.
- Helps to develop a lot of leadership skills.
- Increases the prospect of placement in the same concern, provided the intern has exhibited a clear understanding of basics and completed the internship.
- Fosters to substantiate the issues with facts and figures.

For AICTE Internship opportunities refer to <https://internship.aicte-india.org/>

3.6.8 Assessment Rubrics for Innovation / entrepreneurship/ Societal Internship Activities

Once the internship begins, the students are required to maintain a diary/journal and submit a report regularly to the guide. These reports should summarize the activities in which the student was involved during the previous week's period. At the end of the internship, each student is required to submit a hard copy of the consolidated diary/journal and report for evaluation. The report should indicate the learning and achievements of the internship.

Table – B3 Innovation/entrepreneurship/ Societal Internship Activities and Assessment Rubrics				
Scheduled during the intervening period of IV & V semester and VI & VII Sem (Prescribed Period 08 weeks: Credits 08)				
Sub Activity Head	Performance/ Appraisal	Assessment Rubrics	Proposed Document as Evidence	Evaluated by
(1) Development of new product/ Business Plan/ registration of start-up/societal internship	Excellent	80 to 100	(i) Student’s Diary and (ii) Internship Report or the activity report along with Certificate or Declaration from relevant Authorized Authority. Wherever only Certificate is issued, Assessment shall be at the institute as per (i) and (ii) to decide the letter grade.	(i)Institute Faculty (mentor) together with External Expert if any.
	Good	60 to 79		
	Satisfactory	40 to 59		
	Unsatisfactory and fail	< 39		
(2) Internship with Industry/ Govt. / NGO/ PSU/ Any Micro/ Small/Medium Enterprise.	Excellent	80 to 100	(i) and (ii) to decide the letter grade.	(i)Institute Faculty (mentor) together with External Expert if any.
	Good	60 to 79		
	Satisfactory	40 to 59		
	Unsatisfactory and fail	< 39		
Note: (i) The total CIE marks shall be the sum of marks allotted to successfully completed activities by the student.				

3.7 Research Internships / Extended Industry Internships

- 3.7.1 Research Internship /Extended Industry Internship of sufficient duration encourages students early on in their careers. Its main goal is to allow improving their analytical and technical skills in an international environment. An internship can be in an industry or at an appropriate workplace.
- 3.7.2 Research internships and industrial internships have different purposes and come with a set of benefits. A prior experience in any field is always preferred over a fresh start. Therefore, one of them can be selected depending on the interest the students have. Internships pose unexpected challenges and make students think appropriately, tackle difficulties with ease, and act in a scholarly way to get past the hurdles and practical constraints. An internship is always beneficial however good or bad it is.
- 3.7.3 Internships not only enhance one's learning but also identifies him/her as someone who commits to approaching a project and completing it with or without guidance. Internship learning is an impetus for professional development.
- 3.7.4 While a research internship is a stepping stone to higher studies, an industry internship is a pathway to a placement. Those who are self-motivated and interested in searching for new things that are original and unique can choose a research internship. Those who are interested in real industry- experience and aspire to get a job soon after graduation can choose an industry internship.
- 3.7.5 Research Internships (Also known as dissertation internships) are focused research projects that push students' intellectual abilities beyond those driven by the classroom. Often, a research internship typically helps solve problems that are usually part of major research projects. It involves a short theoretical or experimental research project supervised by a researcher.

- 3.7.6 The research internships, under the advice of a faculty supervisor, can be one's own selected project or a project on which a Researcher is researching, or a new project/real-world project offered by an organization. The research area may be about single or multidisciplinary fields such as science, technology, engineering, mathematics, management, and business studies. Research internships can be carried out either individually or in teams (not exceeding 3 or 4 students).
- 3.7.7 Research internship opportunities, before graduation, maybe in a laboratory of college, a research institute, or a company's R & D department. Apart from fixed working hours of the day of an organization, the researcher can devote sufficient time to other research-related activities for early and successful completion of the Research Internship.

3.7.8 Necessary Skills for Research Internship and Industrial Internship

For the internships to progress without hurdles and for successful completion, the Researchers should maintain a harmonious relationship with the guide/s, administrators, co-workers, and others, and strictly adhere to the rules and regulations of the workplace. The other skills required or acquirable during the Internship are,

1. Good Communication skills.
2. Attention to detail.
3. Planning and scheduling.
4. Documentation.
5. Critical thinking.
6. Data collection.
7. Data analysis.
8. Ability to maintain quality, safety, and/or infection control standards.
9. Appreciating and practicing ethical issues.

3.7.9 Responsibilities of an Intern

Interns,

1. If working with a researcher, shall assist the researcher in an ongoing research project or work collaboratively in designing a new project of mutual interest.
2. Shall engage in literature survey and get an insight of the research work at the initial stages.
3. Shall compile data, sort, file, implement ideas with minimal guidance and assist write papers.
4. Shall become familiar with several tools [meters (Electrical and Electronics, mechanical, computer, etc.)] used in data collection, software, graphic software, Statistical Package for the Social Sciences (SPSS) software [IBM's statistical software platform], etc.
5. Shall attain skills with Microsoft Word Office, Excel, PowerPoint, Outlook, etc.
6. Shall give a mid-term oral presentation to a committee for review and feedback.
7. Shall attend discussions, meetings, symposiums, classroom lectures, etc., to learn new scientific techniques, design experiments, analyze results, and formulate different hypotheses.
8. Shall learn to write reports and be able to correspond independently.
9. Shall manage time effectively.
10. Shall keep a track of the progress of the project.
11. Shall develop integrative thinking.

3.7.10 Research internship Outcomes

1. Generating technical paper/s and publishing in refereed journal/s.
2. Possibility of acquiring intellectual ownership and patent.
3. Build a prototype for an idea on which the research was carried out.
4. File patent/s.
5. Add academic knowledge to the field.
6. Enhanced ability in arranging meetings, presentations, seminars, training, etc.
7. Improved conscientiousness and ethics.

3.7.11 Research internships Benefits

1. Are a great way to pursue an academic career in teaching and research, as a Research Scientist at a Research Organization, Company, Industry sector, etc.
2. Establish professional networks for a future career.
3. Pave the way to join a research team and work alongside leading experts in the field.
4. Introduced to new ideas through interaction with like-minded students and others.
5. Develop research skills and knowledge in a specific area of interest.
6. Provide opportunities for growth, achievement, and personal development.
Offer an opportunity to publish a research paper that will boost the resume while applying for Post Graduate Studies

4. Evaluation Procedure of UC3001-1 Research Internship /Extended Industry Project/Internship/Project work (16 weeks)

- 4.1** The students pursuing the course UC3001-1 shall submit the diary recordings of day-to-day activities to the concerned guide, reporting progress achieved in the course and seeking guidance to proceed with the internship. The interns should provide all the details to the guide so that he/she can discuss with the employer to make the internship successful.
- 4.2** The intern should constantly update the guide about the progress of the internship. The guide should know the intern's internship tasks, duties, responsibilities, and potential projects. The evaluation of interns and their internship progress should be honest and constructive.
- 4.3** The hardcopy or softcopy of the diary maintained by the interns must be signed at regular intervals by the guide.
- 4.4** Regarding the intern's feedback, the guides should propose changes in internship activities so that they are helpful to the internship.
- 4.5** Illustrations, drawings, photos, forms, samples, classified materials, etc., are to be included in the report only after obtaining the consent of the concerned authorities and should indicate the source of all such material. The final report should also be submitted to the place where the internship was carried out. The report should avoid a tone that is predominantly cynical or unduly critical of the employer or of those with whom the student intern has worked. The content of the report must be based on interns' own work.

4.6 Continuous Internal Evaluation (CIE)

The guides should evaluate the interns using the following as well as any other appropriate methods;

- a) Punctuality of intern.
- b) Conduct and character.
- c) Tactfulness and politeness with colleagues and the public.
- d) Attitude regarding professionalism.

- e) Inquisitiveness and eagerness to learn.
- f) Research attitude.
- g) Problem-solving techniques.
- h) Innovation mindset.
- i) Time management and meeting deadlines.
- j) Receptiveness to feedback and critiques.
- k) Ability to work in a team as a member.
- l) Ability to work without supervision.
- m) Supervisory skills and leadership skills.
- n) Judgment and decision-making skills.
- o) Writing skills, oral communication skills, technical communication skills, computer skills, analysis skills, and business writing skills.
- p) Appropriateness of technical skills.
- q) Familiarization with writing technical papers, standards, codes, etc.
- r) Reading Behavioural attitude.
- s) Outcomes.
- t) Successes and failures experienced

4.7 Recommendation letter

The guide must state whether the intern,

- a) Exceeded the expectations of the internship.
- b) Met the expectations of the internship.
- c) Did not meet the expectations of the internship.
- d) Did work to a satisfactory level.
- e) Did an unsatisfactory internship.

In the end, the guide should issue a recommendation letter.

4.8 Assessment of CIE marks

- 4.8.1 **Single discipline:** The CIE marks shall be awarded by a committee consisting of the Head of the concerned Department and two faculty members of the Department, one of whom shall be the Guide. The CIE marks awarded for the internship, shall be based on the evaluation of the diary, presentation skill, and viva-voce in the ratio of 50:25:25.
- 4.8.2 **Interdisciplinary:** The CIE marks awarded for the internship, shall be group-wise at the institution level with the participation of all guides of the internship. Participation of external guide/s, if any, is desirable.
- 4.8.3 The CIE marks awarded for the internship, shall be based on the evaluation of the diary, presentation skill, and viva-voce in the ratio of 50:25:25.

4.9 Assessment of SEE marks

- 4.9.1 **Single discipline:** Contribution to the internship and the performance of each group member shall be assessed individually in the semester-end examination (SEE) conducted at the department. Marks shall be awarded based on the evaluation of the report, presentation skill, and viva-voce in the ratio of 50:25:25.
- 4.9.2 **Interdisciplinary:** Contribution to the internship and the performance of each group member shall be assessed individually in the semester-end examination (SEE) conducted separately at the departments to which the student/s belongs. Marks shall be awarded based on the evaluation of the report, presentation skill, and viva-voce in the ratio of 50:25:25.

4.10 Evaluation of research Internship/Extended Industry Internship/Project Work:

Split-up of marks for evaluation of Project work for 100 CIE marks and 100 SEE marks

Split up	Rubrics		Marks
Report (50 Marks)	Content Development	Abstract/ Synopsis Write-up	10
		Selection of Topic/ Relevance of the subject to the concerned discipline	05
		Problem Identification	05
		Objectives and Methodology	05
	Problem-Oriented Exposition	Literature Survey (Papers/Sites/Sources Surveyed)	10
		Documentation/ Systematic Approach	10
		Results (with inferences, Conclusions, etc.)	05
Project Presentation Skill (25 Marks)		Quality of preparation of presentation	05
		Communication Skills	05
		Technical knowledge and awareness	05
		Individual involvement	10
Viva- Voce (25 Marks)		The clarity in answering questions relating to fundamentals and concepts	10
		The clarity in answering the questions related to the project	05
		The understanding ability of the questions asked	05
		The confidence in answering the questions asked.	05
		Total Marks	100

B.Tech. Syllabus

Effective from
Academic Year
2023 – 2024

Curriculum for Acquiring Professional Skills (CAPS)

With Scheme of Teaching & Examination

Scheme & Syllabus for B. Tech. (Electronics and Communication)

**DEPARTMENT OF ELECTRONICS AND COMMUNICATION
ENGINEERING
2023-24**

B. Tech. in Electronics and Communication

Vision:

Empowering people, Partnering in Community Development by achieving expertise requiring the knowledge of state-of-the-art technology in the field of Electronics and Communication.

Mission:

To impart specialized education in the field of Electronics & Communication that contributes to the socio-economic development of the region and to generate technical manpower with high degree of credibility, integrity and ethical standards by providing vibrant learning environment.

Program Educational Objectives (PEOs):

PEO1: The graduate should have effective foundation in mathematics, science as well as other relevant disciplines and a strong foundation in Electronics and Communication Engineering.

PEO2: The graduate will inculcate effective communication skills, teamwork, lifelong learning and leadership in preparation for a successful career in industry and academia with credibility, integrity and ethics.

PEO3: The graduate will be able to design and develop innovative systems that contribute to socio-economic development.

Program Outcomes (POs):

Engineering Graduates will be able to:

PO1: Engineering knowledge: Apply the knowledge of mathematics, science, engineering fundamentals, and an engineering specialization to the solution of complex engineering problems.

PO2: Problem analysis: Identify, formulate, review research literature, and analyze complex engineering problems reaching substantiated conclusions using first principles of mathematics, natural sciences, and engineering sciences.

PO3: Design/development of solutions: Design solutions for complex engineering problems and design system components or processes that meet the specified needs with appropriate consideration for the public health and safety, and the cultural, societal, and environmental considerations.

PO4: Conduct investigations of complex problems: Use research-based knowledge and research methods including design of experiments, analysis and interpretation of data, and synthesis of the information to provide valid conclusions.

PO5: Modern tool usage: Create, select, and apply appropriate techniques, resources, and modern engineering and IT tools including prediction and modeling to complex engineering activities with an understanding of the limitations.

PO6: The engineer and society: Apply reasoning informed by the contextual knowledge to assess societal, health, safety, legal and cultural issues and the consequent responsibilities relevant to the professional engineering practice.

PO7: Environment and sustainability: Understand the impact of the professional engineering solutions in societal and environmental contexts, and demonstrate the knowledge of, and need for sustainable development.

PO8: Ethics: Apply ethical principles and commit to professional ethics and responsibilities and norms of the engineering practice.

PO9: Individual and team work: Function effectively as an individual, and as a member or leader in diverse teams, and in multidisciplinary settings.

PO10: Communication: Communicate effectively on complex engineering activities with the engineering community and with society at large, such as, being able to comprehend and write effective reports and design documentation, make effective presentations, and give and receive clear instructions.

PO11: Project management and finance: Demonstrate knowledge and understanding of the engineering and management principles and apply these to one's own work, as a member and leader in a team, to manage projects and in multidisciplinary environments.

PO12: Life-long learning: Recognize the need for and have the preparation and ability to engage in independent and life-long learning in the broadest context of technological change.

Program Specific Outcomes (PSOs):

PSO1: Understand the concepts and applications in the field of communication, signal processing, VLSI, embedded systems, power electronics and control systems.

PSO2: Effectively apply the domain knowledge to arrive at optimum solutions to real time applications.

PSO3: Apply acquired skills in project management and execution to Electronics and Communication systems.

B. Tech. in Electronics and Communication Engineering

CREDIT DISTRIBUTION

No.	Course Category	Credit Range	Suggested Credits
1.	Basic Science Courses (BSC)	18-23	22
2.	Engineering Science Courses (ESC)	10-15	13
3.	Emerging Technology Courses (ETC)	03-05	03
4.	Programming Language Courses (PLC)	03-05	03
5.	Professional Core Courses (PCC)	52 - 58	55
6.	Professional Elective Courses (PEC)	12-18	15
7.	Open Elective Courses (OEC)	6	6
8.	Humanities, Social Sciences and Management courses (HSMC)	09-15	12
9.	Ability Enhancement Courses (AEC)	9	9
10.	Mandatory Non-credit Courses (MNC)	Non-Credit	0
11.	Holistic Education Courses (HEC)	2	1
12.	Vocational Education Courses (VEC)	1	1
13.	Project Work (PROJ) (UCC)	10-12	10
14.	Internship (INT) (UCC)	8-12	10
	Note: Student can register between 16 to 28 credits per semester		160
	Total minimum Credits to be earned: 160		

Course Numbering Scheme

Branch Code		Course Level	Course Code			Separator	Version
Letter	Letter	Number	Number	Number	Number	-	Number
Branch Code	ME is 2 Letter code for the Department of Mechanical Engineering						
Course Level	<p>Course Level is a 1-digit number that can have a value between 1-4 and indicates the prerequisite of a course.</p> <p>Level-1 courses are basic courses with no courses as pre-requisites</p> <p>Level-2 course(s) have Level-1 course(s) as prerequisites</p> <p>Level-3 course(s) have Level-2 course(s) as prerequisites</p> <p>Level-4 course(s) have Level-3 course(s) as prerequisites</p>						
Course Code	<p>Course Code is a 3 Digit number that can have a value between 001-999 and indicates the number assigned to a course based on the following guidelines</p> <p>001-199 is assigned to Professional Core Courses</p> <p>001-099 for Integrated Professional Core Courses [4 Credit]</p> <p>101-199 for Professional Core Theory Courses [3 Credit]</p> <p>201-499 for Professional Elective Courses</p> <p>201-299 Electives under Group I</p> <p>301-399 Electives under Group II</p> <p>401-499 for future use</p> <p>501-550 for Open Elective Courses</p> <p>551 – 599 for Vocational Education Courses</p> <p>601-650 for Professional Core Lab Courses [1 Credit]</p> <p>651-699 for Ability Enhancement Courses</p> <p>701-799 for Courses offered to Honours Program</p>						
Separator	“ _ ” is used as a separator between the Course code and the version						
Version	Version is a 1-digit number that can have a value between 1-9 and indicates minor revisions of the same course.						

Scheme & Syllabus (I Year)

B. Tech. (EC): Scheme of Teaching and Examinations 2023-27
Outcome Based Education (OBE) and Choice Based Credit System (CBCS)
(Effective from the academic year 2023 - 24)

I/II SEMESTER (EC, EE, VLSI)

SI No.	Course and Course code		Course Title	Teaching Department	Teaching hours/Week			Examination				Credits
					Theory Lecture	Tutorial	Practical/ Drawing	Duration in hours	CIE	SEE	Total Marks	
1	BSC	MA1001 – 2	Matrix Algebra and Calculus	MAT	4	0	0	3	50	50	100	4
2	BSC	CY1005-1	Chemistry of Energy Storage and Display Devices	CHE	3	0	2	3	50	50	100	4
3	ESC	EE1001-2	Basic Electrical Engineering	EE	1	2	2	3	50	50	100	3
4	ESC	ME1003-2	Elements of Mechanical Engineering	ME	3	0	0	3	50	50	100	3
5	ETC	IS1101-1	Fundamentals of Cyber Security	EC	3	0	0	3	50	50	100	3
6	AEC	CS1651-1	IT Skills	CS/ME	1	0	2	3	50	50	100	2
7	AEC	BT1651-1	Biology for Engineers	BT	1	0	0	1	50	50	100	1
8	MNC	CV1002-1	Environmental Studies	CV	1	0	0	-	50	-	50	0
9	ESC	ME1004-1	Engineering Visualization	ME	0	0	2	-	50	-	50	1
TOTAL					18	0	8	19	450	350	800	21

Note:

BSC: Basic Science Course, **ESC:** Engineering Science Course, **HSMC:** Humanity and Social Science & Management Courses, **AEC** –Ability Enhancement Courses, **MNC:** Mandatory Non credited course **UM:** University Mandatory

MATRIX ALGEBRA & CALCULUS			
Course Code:		MA1001 - 2	Course Type: BSC
Teaching Hours/Week (L: T: P: S):		4:0:0:0	Credits: 04
Total Teaching Hours:		50+0+0	CIE + SEE Marks: 50+50
Teaching Department: Mathematics			
Course Objectives:			
1.	This course will enable the students to master the basic tools of differential calculus, infinite series, elementary linear algebra, partial differentiation, multiple integration and become skilled for solving problems in science and engineering.		
UNIT-I			
Matrices			10 Hours
Elementary transformation of a matrix, Echelon form and rank of a matrix. Consistency and solution of system of linear equations; Gauss elimination method and approximate solution by Gauss Seidel method. Eigen values and eigen vectors of square matrices, Rayleigh's power method to find the largest eigen values and eigen vectors of square matrices. Applications: Network Analysis, Markov Analysis, critical point of a network system, optimum solution.			
UNIT-II			
Sequences and Series			10 Hours
Convergence and divergence of infinite series. Tests for convergence of positive term series- comparison test, D-Alembert's ratio test and Cauchy's root test. Power series- Taylor's theorem for a function of single variable with remainder (without proof), expansion of functions into Taylor's and Maclaurin's series. Applications: Series expansion in communication signals.			
UNIT-III			
Differential Calculus			10 Hours
Polar curves, angle between the radius vector and the tangent, angle of intersection of two curves. derivatives of arcs, radius of curvature - cartesian, parametric and polar forms. Rolle's Theorem (without proof), mean value theorems and applications to simple problems. Applications: Communication signals, Manufacturing of microphones, and Image processing.			
UNIT-IV			
Partial Differentiation			10 Hours
Partial derivatives of simple functions, total differentiation - differentiation of composite and implicit functions, Jacobians. Taylor's theorem for functions of two variables, maxima and minima for functions of two variables, Lagrange's method of undetermined multipliers (with one subsidiary condition). Applications: Estimating the critical points and extreme values.			
UNIT-V			
Multiple Integrals			10 Hours
Double integrals and triple integrals, evaluation by change of order of integration, change of variables and applications to area and volume. Beta and Gamma functions and their properties. Applications: Antenna and wave propagation, Calculation of optimum power in electrical circuits, field theory.			
Course Outcomes: At the end of the course student will be able to			

1.	Solve the system of linear equations and find eigen values and eigen vectors of the given matrix.
2.	Develop the power series of the given function and understand the concept of convergence and divergence of series.
3.	Apply the concept of radius of curvature and mean value theorems.
4.	Learn the concept of partial differentiation of a function with two or more independent variables, apply them to solve engineering problems and examine the given function for its extrema.
5.	Apply the notion of multiple integrals to find areas and volumes.

Course Outcomes Mapping with Program Outcomes & PSO

Program Outcomes→ ↓ Course Outcomes	1	2	3	4	5	6	7	8	9	10	11	12	PSO↓	
													1	2
MA1001 - 2.1	3	2	-	-	-	-	-	-	-	-	-	-	-	-
MA1001 - 2.2	2	2	-	-	-	-	-	-	-	-	-	-	-	-
MA1001 - 2.3	3	1	-	-	-	-	-	-	-	-	-	-	-	-
MA1001 - 2.4	3	2	-	-	-	-	-	-	-	-	-	-	-	-
MA1001 - 2.5	3	2	-	-	-	-	-	-	-	-	-	-	-	-

1: Low 2: Medium 3: High
TEXTBOOKS:

1. Erwin Kreyszig, “Advanced Engineering Mathematics”, John Wiley and Sons, 10th Edition (Reprint), 2016.
2. B.S. Grewal, “Higher Engineering Mathematics”, Khanna Publications, 43rd Edition, 2015.

REFERENCE BOOKS:

1. G.B. Thomas and R. L. Finney, “Calculus and Analytic geometry”, Pearson, 2002.
2. T. Veerarajan, “Engineering Mathematics”, McGraw-Hill, New Delhi, 2008.
3. B. V. Ramana, “Higher Engineering Mathematics”, Tata Mc Graw –Hill, New Delhi, 2010.
4. N.P. Bali and M.Goyal, “A text book of Engineering Mathematics”, Laxmi Publications, 2010.

E Books / MOOCs/ NPTEL

1. <http://nptel.ac.in/courses/111107108/>
2. <https://nptel.ac.in/courses/122101003>

CHEMISTRY OF ENERGY STORAGE AND DISPLAY DEVICES			
Course Code:	CY1005-1	Course Type:	BSC
Teaching Hours/Week (L: T:P: S):	3:0:2:0	Credits:	04
Total Teaching Hours:	40+0+26	CIE + SEE Marks:	50+50
Teaching Department: Chemistry			
Course Objectives:			
1.	To enable students to acquire knowledge on principles of chemistry for engineering applications.		
2.	To develop an intuitive understanding of chemistry by emphasizing the related branches of engineering.		
3.	To provide students with a solid foundation in analytical reasoning required to solve societal problems.		
UNIT-I			
Energy Conversion and Storage			8 Hours
Batteries: Introduction, classification of batteries. Components, construction, working and applications of modern batteries; Na-ion battery, Li-ion battery, and flow battery (Vanadium redox flow battery).			
Fuel Cells: Introduction, construction, working and applications of methanol–oxygen and polymer electrolyte membrane (PEM) fuel cell.			
Solar Energy: Introduction, importance of solar PV cell, construction and working of solar PV cell, Advantages and disadvantages.			
Polymers			7 Hours
Polymers: Introduction, Molecular weight- Number average, Weight average and numerical problems. Elastomers – Definition, Synthesis, and applications of Butyl rubber and Silicone rubbers. Adhesives- Synthesis and applications of Epoxy resins. Polymer Composites: Introduction, synthesis, properties, and applications of carbon fiber. Conducting polymers– synthesis and conducting mechanism of polyacetylene. Preparation, properties, and commercial applications of graphene oxide.			
PCB: Electroless plating – Introduction, Electroless plating of copper in the manufacture of double-sided PCB.			
UNIT-II			
Electrode System and Sensors			9 Hours
Electrode System: Introduction, types of electrodes. Reference electrode- Introduction, calomel electrode– construction, working and applications of calomel electrode. Concentration cell– Definition, construction, and Numerical problems. Ion selective electrode – definition, construction, working and applications of glass electrode. Determination of pH using glass electrode.			
Sensors: Introduction, working principle and applications of Conductometric sensors, Electro chemical sensors, Thermometric sensors, and Optical sensors.			
Corrosion chemistry and Analytical techniques			6 Hours
Corrosion Chemistry: Introduction, electrochemical theory of corrosion, types of corrosion- differential metal and differential aeration. Corrosion control-galvanization, anodization, and sacrificial anode method. Corrosion Penetration Rate (CPR) – Introduction and numerical problems.			
Analytical techniques: Principle and instrumentation of Conductometry; its application in the estimation of weak acid and strong acid. Principle and instrumentation of Potentiometry; its application in the estimation of iron.			
UNIT-III			
Nanomaterials and Display Systems			10 Hours
Nanomaterials: Introduction, size dependent properties of nanomaterials (Surface area, Catalytic, Conducting), preparation of nanomaterials by sol-gel and co-precipitation method with example. Introduction, properties, synthesis, and applications carbon nano tubes.			
Display Systems: Liquid crystals (LC's)-Introduction, classification, properties, and application in			

Liquid Crystal Displays (LCD's). Properties and application of Organic Light Emitting Diodes (OLED's) and Quantum Light emitting diodes (QLED's).

Perovskite Materials: Introduction, properties, and applications in opto-electronic devices.

E-waste Management: Introduction, sources, types, effects of e-waste on environment and human health, methods of disposal, advantages of recycling. Extraction of copper and gold from e-waste.

Suggested List of Experiments

1.	Determination of strength of an acid in Pb-acid battery (Demonstration).
2.	Determination of Total Hardness of a sample of water using disodium salt of EDTA.
3.	Estimation of iron in TMT bar by diphenyl amine/external indicator method.
4.	Synthesis of polyurethane (Demonstration).
5.	Conductometric estimation of strong acid with standard NaOH solution.
6.	Potentiometric estimation of FAS using standard $K_2Cr_2O_7$ solution.
7.	Determination of pKa of vinegar using pH sensor (Glass electrode).
8.	Determination of the viscosity coefficient of a given liquid using Ostwald's viscometer.
9.	Estimation of Copper present in electroplating effluent by optical sensor (colorimetry).
10.	Colorimetric determination of iron.
11.	Conductometric estimation of a weak acid using standard NaOH solution.
12.	Estimation of Sodium present in soil/effluent sample using flame photometer.
13.	Synthesis of biodiesel (Demonstration).
14.	Synthesis of Iron-oxide Nano particles (Demonstration).

Course Outcomes: At the end of the course student will be able to

1.	Identify the terms processes involved in scientific and engineering and applications.
2.	Explain the phenomena of chemistry to describe the methods of engineering processes.
3.	Solve the problems in chemistry that are pertinent in engineering applications.
4.	Apply the basic concepts of chemistry to explain the chemical properties and processes.
5.	Analyze properties and multi processes associated with chemical substances in disciplinary situations.

Course Outcomes Mapping with Program Outcomes & PSO

Program Outcomes→	1	2	3	4	5	6	7	8	9	10	11	12	PSO↓		
↓ Course Outcomes													1	2	3
CY1005-1.1	3	1	-	-	-	-	-	-	-	-	-	-	-	-	-
CY1005-1.2	3	2	-	-	-	-	-	-	-	-	-	-	-	-	-
CY1005-1.3	3	3	-	-	-	-	-	-	-	-	-	-	-	-	-
CY1005-1.4	2	1	-	-	-	-	-	-	-	-	-	-	-	-	-
CY1005-1.5	2	1	-	-	-	-	-	-	-	-	-	-	-	-	-

1: Low 2: Medium 3: High

TEXTBOOKS:

1.	P. C. Jain & Monica Jain, "Engineering Chemistry", Dhanpat Rai Publications, New Delhi, 2015.
2.	R. V. Gadag and Nityananda Shetty, "A Text Book of Engineering Chemistry", 2 nd Edition, I. K. International Publishing house, 2016.
3.	S. S. Dara & S. S. Umare, "A Textbook of Engineering Chemistry", 12 th Edition, S. Chand & Company Ltd., 2011.

REFERENCE BOOKS:

1.	Baskar, "Wiley Engineering Chemistry", 2 nd Edition, Wiley India Pvt. Ltd, New Delhi, 2013.
2.	Satya Prakash & Manisha Agrawal, "Engineering Chemistry", Khanna Book Publishing,

	Delhi.
3.	Bahl & Tuli, “Essentials of Physical Chemistry”, S. Chand Publishing.
4.	Sunita Rattan, “Applied Chemistry”, Kataria.
5.	D. Groun Krishana, “Engineering Chemistry – I”, Vikas Publishing.
6	F. W. Billmeyer, “Text Book of Polymer Science”, John Wiley & Sons, 4 th Edition, 1999.
7	G. A. Ozin & A. C. Arsenault, “Nanotechnology A Chemical Approach to Nanomaterials”, RSC Publishing, 2005.
8	Kirby W. Beard, “Linden's Handbook of Batteries”, Fifth Edition, Mc GrawHill, 2019.
9	Takatoshi Tsujimura, “OLED Display Fundamentals and Applications”, Wiley–Blackwell, 2012.
10	MaxLu, Francois Beguin, Elzbieta Frackowiak, “Super capacitors: Materials, Systems, and Applications”, Wiley-VCH;1stedition, 2013.
11	H. Panda, “Handbook on Electroplating with Manufacture of Electro-chemicals”, ASIAPACIFIC BUSINESS PRESS Inc., 2017.
12	Sudharani, “Laboratory manual in Engineering Chemistry”, Dhanpat Rai Publishing Company, New Delhi.
13	“Expanding the Vision of Sensor Materials”, National Research Council 1995, Washington, DC: The National Academies Press. doi:10.17226/4782.
14	Mahesh B and Roopa Shree B, “Engineering Chemistry”, Sunstar Publisher, Bengaluru, ISBN978-93-85155-70-3, 2022
15	F. H. Froes, et al., “High Performance Metallic Materials for Cost Sensitive Applications”, John Wiley & Sons, 2010.
16	K. R. Mahadik and L. Satyanarayana, “Instrumental Methods of Analysis”, Nirali Prakashan, 2020.
17	Douglas A. Skoog, F. James Holler, Stanley R. Crouch, “Principles of Instrumental Analysis”, Seventh Edition, Cengage Learning, 2020.
18	V R Gowariker, N V Viswanathan, Jayadev, Sreedhar, “Polymer Science”, NewageInt. Publishers, 4 th Edition, 2021.
19	Hari Singh, “Nanostructure materials and nanotechnology”, Nalwa, Academic press, 1 st Edition, 2002.
20	O. G. Palanna, “Engineering Chemistry”, Tata McGraw Hill Education Pvt. Ltd. New Delhi, Fourth Reprint, 2015.
E Books / MOOCs/ NPTEL	
1.	http://libgen.rs/ • https://nptel.ac.in/downloads/122101001/
2.	https://nptel.ac.in/courses/104/103/104103019/ • https://ndl.iitkgp.ac.in/ .
3.	https://www.youtube.com/watch?v=faESCxAWR9k

BASIC ELECTRICAL ENGINEERING

Course Code:	EE1001-2	Course Type:	BSC
Teaching Hours/Week (L: T: P: S):	1:2:2:0	Credits:	03
Total Teaching Hours:	15+30+26	CIE + SEE Marks:	50+50

Teaching Department: Electrical & Electronics Engineering

Course Objectives:

1.	To familiarize the student with the DC circuit analyses.
2.	To analyze single and three-phase AC circuits.
3.	To understand the working principle of electrical machines.
4.	To introduce fundamental concepts in EV, basic converters and special motors, electrical wiring protective devices and safety measures

UNIT-I

Circuit Fundamentals	04 Hours
Introduction to DC circuits, Basic nodal and mesh analysis excited by independent DC voltage sources, Power and Energy.	
	11 Hours

AC Fundamentals: Generation of sinusoidal voltage, frequency of generated voltage, definition and numerical values of average value, root mean square value, form factor and peak factor of sinusoidally varying voltage and current, phasor representation of alternating quantities.

A.C. Circuits: Analysis of R, L, C, R-L, R-C and R-L-C series. Phasor Diagrams. Real power, reactive power, apparent power and power factor. Three-phase balanced circuits, voltage and current relations in star and delta connections. Measurement of three phase power using two wattmeter.

UNIT-II

DC Machines	05 Hours
Faradays Laws, self and mutually induced emfs. Constructional details, Principle of operation of generator and motor, Expression for back emf, Types of dc motors, Characteristic of dc motors (shunt and series motors only) and Applications.	

Single-Phase Transformers	05 Hours
Necessity of transformer, Principle of operation. Types of Transformers, Emf equation, losses, efficiency, problems on emf equation and efficiency, Autotransformer, Applications.	

Induction Motors	05 Hours
Concept of rotating magnetic field, Construction and working of a three-phase Induction Motor, Slip and its significance, Torque slip characteristics (qualitative). Necessity of a starter, Principle of operation Single Phase Induction Motor. Applications	

UNIT-III

Electric Vehicles	06 Hours
Fundamentals, Block diagram of EV and its components. Motors used in EV – BLDC, Permanent Magnet Synchronous Machine (PMSM) -Working principle SMPS: Concept of step up and step-down converter (Basic equation and Block diagram representation), Applications. Block diagram of UPS and applications.	

Domestic Wiring	04 Hours
Types of wiring. Two-way and Three-way control of lamp. Elementary discussion on Circuit protective devices: Fuse and Miniature Circuit Breaker (MCB's).	

Personal safety measures: Electric Shock and Precautions against shock. Potential between neutral and ground. Necessity of Earthing, Earthing types- Pipe and Plate earthing.

Suggested List of Experiments

1.	Verification of KVL and KCL for DC circuits.
2.	Measurement of current, power and power factor of incandescent lamp, fluorescent lamp, CFL and LED lamp.
3.	Sinusoidal steady state response of R-L, and R-C circuits- impedance calculation and verification
4.	Voltage and Current relationships of three phase star/delta circuits.
5.	Measurement of three-phase power using two wattmeter method
6.	Load test on a single-phase Transformer.
7.	Speed load characteristic of a 3-phase Induction Motor.
8.	Time characteristic of fuse

Demonstration Experiments

1.	Demonstration of fuse, MCB by creating a fault.
2.	Two-way and Three-way Control of lamp and formation of truth table.
3.	Demonstration of cut out sections of electrical machines (DC machines, Induction machines and Synchronous machines).
4.	Demonstration of EV and its Components.

Course Outcomes: At the end of the course student will be able to

1.	Analyze the DC Circuits using mesh & node methods to compute power and energy.
2.	Analyze voltage & current phasor relationships in single phase & three phase AC circuits to compute circuit parameters.
3.	Describe the fundamentals of electromagnetism, construction, operating principle of DC & Induction motor to study performance characteristics.
4.	Apply principle of single-phase transformer to compute transformer efficiency.
5.	Describe fundamental concepts in EV, converters, domestic wiring, protection and safety schemes

Course Outcomes Mapping with Program Outcomes & PSO

Program Outcomes→	1	2	3	4	5	6	7	8	9	10	11	12	PSO↓	
↓ Course Outcomes													1	2
EE1001-2.1	2	3	-	-	-	-	-	-	-	-	-	-	-	-
EE1001-2.2	2	3	-	-	-	-	-	-	-	-	-	-	-	-
EE1001-2.3	2	3	-	-	-	-	-	-	-	-	-	-	-	-
EE1001-2.4	2	3	-	-	-	-	-	-	-	-	-	-	-	-
EE1001-2.5	2	3	-	-	-	-	-	-	-	-	-	-	-	-

1: Low 2: Medium 3: High

TEXTBOOKS:

1.	D. P. Kothari and I. J. Nagrath, "Basic Electrical Engineering", Tata McGraw Hill, 2010.
2.	S. K. Sahdev, "Basic Electrical Engineering (with Lab Manual)", January 2022
3.	Lecture Notes on Basic Electrical Engineering, Department of E&E, NMAMIT, Nitte. (New version)
4.	Hughes, Edward, "Electrical Technology", Pearson Education Publications, 10 th Edition, 2010.
5.	A. Chakarbarti, M. L. Soni and P. V. Gupta, U. S. Bhatnagar, "Power system engineering",

	Gagan Kanur, Dhanapat Rai and Co Pvt. Ltd, 2013.
REFERENCE BOOKS:	
1.	Vincent Del Toro, “Electrical Engineering Fundamentals”, 2 nd Edition, Pearson, 2015.
2.	H. Cotton, “Electrical Technology”, CBS, 7 th Edition, 2005.
3.	A. Mittle and V. N. Mittle, “Basic Electrical Engineering”, Tata McGraw Hill, 2005.
4.	Debashisha Jena, “Basic Electrical Engineering”, Wiley India Private Limited, 2012.
5.	M.V. Deshpande, “Elements of Power Station Design”, 1 st edition, PHI learning, 2009.
E Books / MOOCs/ NPTEL	
1.	http://nptel.ac.in/downloads/108105053/
2.	http://www.textbooksonline.tn.nic.in/books/11/stdxi-voc-ema-em-1.pdf
3.	Basic Electrical Technology Lectures by Dr. L Umanand Department of Power Electronics Group, CEDT IISC Bangalore available at http://www.nptelvideos.in/2012/11/basic-elerical-technology.html

ELEMENTS OF MECHANICAL ENGINEERING			
Course Code:	ME1003-2	Course Type:	ESC
Teaching Hours/Week (L: T: P):	3:0:0:0	Credits:	03
Total Teaching Hours:	40	CIE + SEE Marks:	50+50
Teaching Department: Mechanical Engineering			
Course Objectives:			
Students belonging to all branches of Engineering are made to learn certain fundamental topics related to mechanical engineering so that they will have a minimum understanding of mechanical systems, equipment and processes.			
1.	Understand the principles of energy sources, formation of steam and boilers.		
2.	Know the working principles of pumps, compressors, and turbines.		
3.	Understand basic principles of I. C. Engines, Refrigeration and Airconditioning.		
4.	Understand the basic principles of power transmission and metal joining processes.		
5.	Understand the different machining operations, automation, and robotics.		
UNIT-I			
			09 Hours
Introduction to Mechanical Engineering (Overview only):			
Role of Mechanical Engineering in Industries and Society- Emerging Trends and Technologies in different sectors such as Energy, Manufacturing, Automotive, Aerospace, and Marine sectors. Biomaterials, Biomedical applications, implants, Additive manufacturing.			
Simple stress and strain			
Introduction, stress, strain, Mechanical properties of materials, Linear elasticity, Hook's Law and Poisson's ratio, Stress-Strain relation - behavior in Tension for Mild steel and nonferrous metals. Modes of heat transfer, Laws of Thermodynamics, Steam Formation and its application.			
Energy Sources and Power Plants:			
Basic working principles of Hydel power plant, Thermal power plant, nuclear power plant, Solar power plant, Tidal power plant and Wind power plant.			
			06 Hours
Pumps and compressors: Introduction, Working principles of Centrifugal Pump and Single Stage Reciprocating Compressor.			
Turbines: Working principles of Impulse and Reaction steam turbines (De Laval and Parson's turbines), Water turbines (Pelton wheel, Kaplan, and Francis turbines), Gas turbines (Open and Closed cycles).			
UNIT-II			
			09 Hours
Introduction to IC Engines: Components and working principles, 4-Stroke Petrol and Diesel engines, Application of IC Engines, performance of IC engines (Simple numericals).			
Insight into future mobility technology; Electric and Hybrid Vehicles, Components of Electric and Hybrid Vehicles. Advantages and disadvantages of Electric Vehicles (EVs) and Hybrid vehicles.			
Introduction to Refrigeration and Air Conditioning: Principle of refrigeration, Refrigerants and their desirable properties. Working principle of VCR refrigeration system, working principle of room air conditioner & Applications of air Conditioners.			
			06 Hours
Mechanical Power Transmission:			
Gear Drives: Types - spur, helical, bevel, worm and rack and pinion, velocity ratio, simple and compound gear trains (simple numerical problems)			

Belt Drives: Introduction, Types of belt drives (Flat and V-Belt Drive), length of the belt and tensions ratio (simple numerical problems)

Joining Processes: Soldering, Brazing and Welding, Definitions, classification of welding process, Arc welding, Gas welding, (types of flames), TIG welding, MIG welding and Fusion welding.

UNIT-III

10 Hours

Machine Tool Operations:

Lathe: Principle of working of a center lathe, lathe operations: Turning, facing, knurling, thread cutting, taper turning by swivelling the compound rest,

Drilling Machine: Working of simple drilling machine, drilling operations: drilling, boring, reaming, tapping, counter sinking, counter boring,

Milling Machine: Working and types of milling machine, milling operations: plane milling, end milling and slot milling.

(No sketches of machine tools, sketches to be used only for explaining the operations).

Mechatronics and Automation: Meaning, Need for automation, Types - Fixed, Programmable & Flexible automation. Elements of automated systems, Open and Closed loop control systems. Example of a simple pneumatic/ hydraulic/ electro-pneumatic circuit with function of each component.

Robotics: Introduction, Robot Anatomy, Classification based on Robot Configuration, Applications of Robots.

Course Outcomes: At the end of the course student will be able to

1.	Explain the principles of energy sources, formation of steam and Energy sources. And simple stress and strain.
2.	Discuss the working principles of pumps, compressors, and turbines.
3.	Explain basic principles of I. C. Engines, Future mobility and Refrigeration, Air conditioning
4.	Discuss the basic principles of power transmission and metal joining processes.
5.	Explain the different machining operations, automation, and robotics.

Course Outcomes Mapping with Program Outcomes & PSO

Program Outcomes→ ↓ Course Outcomes	1	2	3	4	5	6	7	8	9	10	11	12	PSO↓		
													1	2	3
ME1003-2.1	3	1	-	-	-	1	-	1	-	1	-	-	-	-	-
ME1003-2.2	3	1	-	-	-	-	-	-	-	1	-	-	-	-	-
ME1003-2.3	3	2	-	-	-	-	-	-	-	1	-	-	-	-	-
ME1003-2.4	3	2	-	-	-	-	-	-	1	1	-	-	-	-	-
ME1003-2.5	3	2	-	-	-	-	-	1	1	1	-	-	-	-	-

1: Low 2: Medium 3: High

TEXTBOOKS:

1. K.R.Gopalkrishna, "A text Book of Elements of Mechanical Engineering" Subhash Publishers, Bangalore, 2010
2. Mikell P. Groover, "Automation, Production Systems & CIM", 3rd Edition, PHI, 2012
3. V.K. Manglik, "Elements of Mechanical Engineering", PHI Publications, 2013.

REFERENCE BOOKS

1. S. Trymbaka Murthy, "A Text Book of Elements of Mechanical Engineering", 4th Edition 2006, Universities Press (India) Pvt. Ltd, Hyderabad.
2. K.P. Roy, S.K. Hajra Choudhury, Nirjhar Roy, "Elements of Mechanical Engineering", Media Promoters & Publishers Pvt Ltd, Mumbai, 7th Edition, 2012.

3.	Pravin Kumar, “Basic Mechanical Engineering”, 2013 Edition, Pearson.
E Books / MOOCs/ NPTEL	
1.	https://nidm.gov.in/iec.asp (Study material of National Institute of Disaster management)

FUNDAMENTALS OF CYBER SECURITY			
Course Code:	IS1101-1	Course Type:	ETC
Teaching Hours/Week (L: T: P: S):	3:0:0:0	Credits:	03
Total Teaching Hours:	40	CIE + SEE Marks:	50+50
Teaching Department: Information Science & Engineering			
Course Objectives:			
1.	Define the area of cybercrime and forensics.		
2.	Explain the motive and causes for cybercrime, detection, and handling.		
3.	Investigate Areas affected by cybercrime.		
4.	Illustrate tools used in cyber forensic		
UNIT-I			
Introduction to Cybercrime			15 Hours
Cybercrime - Definition and Origins of the Word, Cybercrime and Information Security, Who are Cybercriminals? Classifications of Cyber Crimes. [T1: 1.1-1.5]			
Cyber offenses: How Criminals Plan Them			
How Criminals Plan the Attacks, Social Engineering, Cyberstalking, Cybercafe and Cybercrimes, Botnets: The Fuel for Cybercrime, Attack Vector, Cloud Computing. [T1: 2.1-2.8]			
Mobile and Wireless Devices			
Introduction, Proliferation of Mobile and Wireless Devices, Trends in Mobility, Credit Card Frauds in Mobile and Wireless Computing Era, Security Challenges Posed by Mobile Devices, Registry Settings for Mobile Devices, Authentication Service Security, Attacks on Mobile/Cell Phones, Mobile Devices: Security Implications for organizations, Organizational Measures for Handling Mobile, Organizational Security Policies and Measures in Mobile Computing Era, Laptops. [T1: 3.1-3.12]			
UNIT-II			
Tools and methods used in Cybercrime			14 Hours
Introduction, Proxy Servers and Anonymizers, Phishing, Password Cracking, Keyloggers and Spywares, Virus and Worms, Trojan-horses and Backdoors, Steganography, DoS and DDoS Attacks, SQL Injection, Buffer Overflow, Attacks on Wireless Networks. [T1: 4.1-4.12]			
Phishing and Identity Theft			
Introduction to Phishing, Identity Theft (ID Theft). [T1: 5.1-5.3]			
UNIT-III			
Understanding Computer Forensics			11 Hours
Introduction, Digital Forensics Science, The Need for Computer Forensics, Cyberforensics and Digital Evidence, Forensics Analysis of E-Mail, Digital Forensics Life Cycle, Chain of Custody Concept, Network Forensics, Approaching a Computer Forensics Investigation, Setting up a Computer Forensics Laboratory: Understanding the Requirements, Computer Forensics and Steganography, Relevance of the OSI 7 Layer Model to Computer Forensics, Forensics and Social Networking Sites: The Security/Privacy Threats, Computer Forensics from Compliance Perspective, Challenges in Computer Forensics, Special Tools and Techniques, Forensics Auditing, Antiforensics. [T1: 7.1-7.19]			

Course Outcomes: At the end of the course student will be able to	
1.	Comprehend the Cybercrime and its origin
2.	Analyse the cybercrimes in mobile and wireless devices
3.	Apply tools and methods used in Cyber crimes
4.	Analyse Phishing and ID Theft
5.	Comprehend Digital Forensics

Course Outcomes Mapping with Program Outcomes & PSO

Program Outcomes→ ↓ Course Outcomes	1	2	3	4	5	6	7	8	9	10	11	12	PSO↓		
													1	2	3
IS1101-1.1	2	-	-	-	-	1	-	3	-	-	-	-	-	-	-
IS1101-1.2	-	3	-	1	-	2	-	-	2	-	-	-	-	-	-
IS1101-1.3	-	3	2	-	-	-	-	-	-	-	-	-	-	-	-
IS1101-1.4	2	-	-	-	-	2	-	-	-	-	-	-	-	-	-
IS1101-1.5	-	-	-	-	-	-	-	3	-	-	-	-	-	-	-

1: Low 2: Medium 3: High

TEXTBOOKS:

1. Sunit Belapure and Nina Godbole, "Cyber Security: Understanding Cyber Crimes, Computer Forensics and Legal Perspectives", Wiley India Pvt Ltd, ISBN: 978-81-265-21791, Publish Date 2013.

REFERENCE BOOKS:

1. Thomas J. Mowbray, "Cybersecurity: Managing Systems, Conducting Testing, and Investigating Intrusions", John Wiley & Sons, Inc, ISBN: 978 -1-118 -84965 -1, 2014.
2. James Graham, Ryan Olson, Rick Howard, "Cyber Security Essentials", CRC Press, 15-Dec 2010. Anti- Hacker Tool Kit (Indian Edition) by Mike Shema, Publication Mc Graw-Hill.
3. Mr. Santosh BJ, Dr. K.V. S.S.S.S. Sairam, Mr. Shubham Kumar, Mr. Chandu Jagan Sekhar M, "Information and Cyber Security", Scientific International Publishing House, ISBN- 978-93-5625-694-1.

IT SKILLS				
Course Code:		CS1651-1	Course Type:	AEC
Teaching Hours/Week (L: T: P: S):		1:0:2	Credits:	02
Total Teaching Hours:		13+0+26	CIE + SEE Marks:	50+50
Teaching Department: Computer Science & Engineering				
Course Objectives:				
1.	Demonstrate the basics of Android Programming.			
2.	Design and develop effective static web pages.			
3.	Describe the basic concepts of Cloud.			
4.	Analyse data using Microsoft Excel.			
5.	Create interactive gaming applications through Scratch coding.			
Suggested List of Experiments				
1.	Design and create simple game using MIT-scratch/Code.org <ul style="list-style-type: none">Design and create catch game using MIT scratch coding.Design and create a Jumping game using MIT scratch coding.Design and create pong game using MIT scratch coding.			
2.	Design and create simple android applications using MIT app inventor. <ul style="list-style-type: none">Create an application to display a “Hello, World!” message on screen. Application should also display the current time and date.Implement an application to change the background colour and image of the screen.Create a simple calculator which can perform basic arithmetic operations like addition, subtraction, multiplication, or division depending upon the user input.Build a bouncing ball app or make a ball bounce around on the screen (on a Canvas).Write an application to send SMS using MIT app inventor and also implement a text-to-speech application by passing text from the user.			
3.	HTML and CSS HTML: Basic Tags - paragraph, headings, Hyperlinks, image, tables, HTML forms.			
4.	HTML Lists: Unordered Lists, Ordered Lists and Definition list.			
5.	Create a form for a survey on the topic of your choice. Include a variety of answer options, including text fields, dropdowns, radio buttons, checkboxes, and a submit button. Use CSS to improve the look of your form.			
6.	Design and create web page for a travel book /recipe book with more than 3 pages, add table to list places /recipes (iframe, hyperlink)			
7.	Create user account and demonstrate use of Google drive, Google docs, Google Form. <ul style="list-style-type: none">Upload and share any files and folders in google drive using different file permissions.Creation of google forms for applications such as a registration form, feedback form, quiz etc.Creation of google docs with citation from websites.			
8.	Data Analysis using Microsoft Excel. <ul style="list-style-type: none">Basic Excel Formulas: Concatenate(), Len(), Days(), Net workdays(), Count(), Counta(), If(), Iferror(), Find(), Search(), Left(), Right() and Rank().Conditional Math: Learn to use SUMIF(), SUMIFS(), AVERAGE(), AVERAGEIF(), AVERAGEIFS(), COUNTIF(), COUNTIFS() to add cells only when certain conditions are met.			

- VLOOKUP with Approximate or Exact Match: Learn to use VLOOKUP to find an approximate or exact match and return the corresponding value, work with INDEX, MATCH, and HLOOKUP as alternatives to the VLOOKUP function.
- Conditional Formatting: Apply the different rules to the values of the cell in sheets to carry out the analysis of data.
- Optimizing Data: Sorting, Filtering, Excel PivotTables
- Data Validation: Use Data Validation to ensure that users enter valid data in input cells, o restrict users' ability to enter invalid data in cells by providing them with a drop-down list of valid options.
- Data Visualization in Excel-Charts by generating various types of charts.

Course Outcomes: At the end of the course student will be able to

1. Develop Gaming Applications using Scratch Coding.
2. Understand the basics of Android Programming.
3. Design attractive and effective Static Web pages.
4. Analyse the basic concepts of Cloud.
5. Utilize Microsoft Excel to conduct data analysis.

Course Outcomes Mapping with Program Outcomes & PSO

Program Outcomes→	1	2	3	4	5	6	7	8	9	10	11	12	PSO↓		
↓ Course Outcomes													1	2	3
CS1651-1.1	3	-	-	-	-	-	-	-	-	-	-	-	-	-	-
CS1651-1.2	3	1	-	-	-	-	-	-	-	-	-	-	-	-	-
CS1651-1.3	3	2	-	-	-	-	-	-	-	-	-	-	-	-	-
CS1651-1.4	2	-	-	-	-	-	-	-	-	-	-	-	-	-	-
CS1651-1.5	3	-	-	-	-	-	-	-	-	-	-	-	-	-	-

1: Low 2: Medium 3: High

TEXTBOOKS:

1. Suman M, Chinmaya Dash, R Sreenivas Rao "Digital Fluency", Himalaya Publishing House Pvt. Ltd., 2021.
2. Melwyn Amrithraj, Prem Sagar, Pradeep, "Digital Fluency", Himalaya Publishing House Pvt. Ltd., 2021.
3. R G Saha, Dr. Kantesha S, Niha Asif, "Digital Fluency", Himalaya Publishing House Pvt. Ltd., 2021.

REFERENCE BOOKS:

1. Randy Connolly and Ricardo Hoar, "Fundamentals of Web Development", 1st Edition, Pearson Education India.

E Books / MOOCs/ NPTEL

1. https://www.sas.com/en_in/insights/analytics/machine-learning.html
2. <https://www.aig.com/IoT>
3. 14 Types of Phishing Attacks That IT Administrators Should Watch For (syscloud.com)
4. 6 Common Phishing Attacks and How to Protect Against Them (tripwire.com)
5. Important Applications of Cloud Computing (jigsawacademy.com)

6.

Phishing Attack Prevention: How to Identify & Avoid Phishing Scams in 2021 | Digital GuardianIT Security FAQ (udel.edu)

BIOLOGY FOR ENGINEERS															
Course Code:				BT1651-1			Course Type:				AEC				
Teaching Hours/Week (L: T: P):				1:0:0			Credits:				01				
Total Teaching Hours:				15+0+0			CIE + SEE Marks:				50+50				
Teaching Department: Biotechnology															
Course Objectives:															
1.		To learn the types of cells, biomolecules, and life processes													
2.		To know the applications inspired by nature in various streams													
3.		To be updated application of biology in real life scenarios.													
UNIT-I															
Introduction For Biology for Engineers												05 Hours			
Why Biology for Engineers? Cell Types & Properties: Prokaryotes - Bacteria, Viruses and Fungi, Eukaryotes - Plant and Animal Cells, Biomolecules, Life Processes at Cellular Level.															
UNIT-II															
Applications Inspired by Nature												05 Hours			
Composites in Construction, Termite Mound architecture, Counter current heat exchangers, Design of aeroplane, helicopter and submarine, Information Theory and Biology, SONAR, Medical Devices.															
UNIT-III															
Real Life Scenarios												05 Hours			
Recent scenarios in Environment, Agriculture and Medical Technology.															
Course Outcomes: At the end of the course student will be able to															
1.		Ascertain the importance of Biology to be applied in various engineering streams													
2.		Interpret the basics of cell and life processes													
3.		Draw inspiration nature in design of machinery and construction													
4.		Analyze the significance of mimicry of nature in design of electrical, electronic, and medical devices													
5.		Judge knowledge on recent advances in application of biology to Environment, Agriculture and Medical Technology													
Course Outcomes Mapping with Program Outcomes & PSO															
		Program Outcomes→		1	2	3	4	5	6	7	8	9	10	11	12
		↓ Course Outcomes													
		BT1651-1.1		3	-	-	-	-	-	-	-	1	-	-	1
		BT1651-1.2		3	-	-	-	-	-	-	-	1	-	-	1
		BT1651-1.3		3	3	-	-	-	-	2	-	1	-	-	1
		BT1651-1.4		3	3	-	-	-	-	2	-	1	-	-	1
		BT1651-1.5		3	3	-	-	-	-	2	-	1	-	-	1
1: Low 2: Medium 3: High															
TEXTBOOKS:															
1.		Suraishkumar, G.K. <i>Biology for Engineers</i> , Oxford University Press India, 2019.													
2.		Chakraborty, T, Akthar, N <i>Biology for Engineers</i> , PHI learning Print Book ISBN: 9789391818142 eBook ISBN: 9789391818197													
REFERENCE BOOKS:															
1.		Rao C.V., <i>Biology for Engineers</i> , 2021													
2.		Raven, P. H. and Johnson, G. B. <i>Biology</i> . 4th Ed. WCB publishers, 2010.													
3.		Ethier, R. S. and Simmons, C. A. <i>Introductory biomechanics-</i> From cells to organisms. Cambridge University Press, 2012													

ENVIRONMENTAL STUDIES				
Course Code:		CV1002-1	Course Type	MNC
Teaching Hours/Week (L: T: P)		1:0:0	Credits	00
Total Teaching Hours		15+0+0	CIE + SEE Marks	50+00
Teaching Department: Civil Engineering				
Course Objectives:				
1.	To raise consciousness about environmental conditions and to imbibe environmentally appropriate behaviour.			
2.	To equip the engineering undergraduates to identify the significance of environmental practice in their daily life and in the engineering practices.			
3.	To make them conscious of understanding the environment where we live and act up on.			
UNIT-I				
				03 Hours
Environment				
Definition, significance of environmental studies- current scenario, local, regional, national and global problems				
Components of environment: atmosphere, hydrosphere, lithosphere, and biosphere. Layers of atmosphere and its role.				
Parts of Earth- lithosphere and its role; hydrological cycle				
Eco system - Definition, ecology and environment, ecosystem components: biotic and abiotic components; ecological balance; elements of ecosystem: biotic, abiotic; producers, consumers and decomposers.				
Habitat, range of life, Biome, balanced eco- system, food chain, food web and ecological pyramids				
Human activities - The Anthropogenic System- human activities like growing food, building shelter and other activities for economy and social security. Soil erosion, water logging -definition. Organic farming- definition.				
Natural resources				03 Hours
Resources - Natural resources, water, minerals, Fossil fuels and energy				
Water resources - Global water resources: distribution, uses of water for irrigation, domestic and industrial purposes in India.				
Quality aspects - Water quality parameters, drinking water standards for turbidity, pH value, total hardness, iron, fluoride, lead, arsenic, nitrate				
Mineral resources- Metallic minerals, non-metallic minerals Fossil fuels - Coal and petroleum				
Forest Wealth - Components of the forest, key benefits of forests. Deforestation-environmental effects of deforestation and remedies Sustainable development- definition, objectives				
Material cycles - Carbon, Nitrogen, and Sulphur cycles.				
UNIT-II				
Environmental pollution: Definition, harmful effects related to public health				03 Hours
Water pollution:				
Definition, types, and sources – agriculture (pesticides and fertilizers), industry, domestic and mining, harmful effects, water borne and water induced diseases- definition, common diseases and their causatives, Fluoride problem in drinking water				
Land pollution:				
Definition, sources_ agriculture, housing, industry, mining, transportation. Types of municipal Solid waste Disposal (Sanitary landfills, composting, incineration (in brief) and effects				
Air Pollution:				
Definition, types, and sources: industry, mining, agriculture, transportation, and effects				
Noise pollution:				
Definition, sources, mining, industries, rail-roads, aviation, effects and control measures				
Energy				02 Hours
Different types of energy-				
Non-renewable energy; fossil fuels- coal, oil, and natural gas- brief description only. Nuclear energy- nuclear power plants,				
Renewable energy: solar energy- Photovoltaic systems for street and domestic lighting, solar water heating- brief description only				

Wind energy- definition, merits and demerits, Hydro power- definition, merits, and demerits.
 Biomass energy- definition, sources of bioenergy, biogas, biofuels, India's position in renewable energy
 Hydrogen as an alternative future source of energy- brief scope, fuel cells.

UNIT-III

Current environmental issues of importance

04 Hours

Population growth- Definition, growth rate, effects, remedies Urbanization - Definition, environmental impacts and remedies Global warming and climate change-
 Concept of greenhouse effect, sources of greenhouse gases, effects, and remedial measures of greenhouse gases
 Acid rain: Definition, causes and effects, control measures. Ozone Depletion: Definition, causes, effects, and control measures.
 Environmental Impact Assessment- EIA definition, objectives, and benefits of EIA.

Course Outcomes: At the end of the course student will be able to

- | | |
|----|---|
| 1. | Identify the significance of environmental practice in their daily life and in the Engineering practices. |
| 2. | Create awareness about environmental conditions. |
| 3. | Follow environmentally appropriate behaviour. |
| 4. | Understand the importance of their surroundings. |
| 5. | Understand Current environmental issues of importance |

Course Outcomes Mapping with Program Outcomes & PSO

Program Outcomes→	1	2	3	4	5	6	7	8	9	10	11	12	PSO↓		
↓ Course Outcomes													1	2	3
CV1002-1.1	-	2	-	-	-	-	-	2	-	-	-	-	1	-	-
CV1002-1.2	-	-	-	1	-	-	-	-	-	1	-	-	1	-	-
CV1002-1.3	1	-	-		1	-	-	-	-	-	-	-	1	-	-
CV1002-1.4	1	-	-	1	-	-	-	-	-	-	-	-	1	-	-
CV1002-1.5	-	-	3	-	-	-	-	-	-	-	3	-	1	-	-

1: Low 2: Medium 3: High

TEXTBOOKS:

- Benny Joseph, "Environmental Studies", Tata McGraw Hill Publ. Co., New Delhi, 2005.
- Rajagopalan, R., "Environmental Studies: From Crisis to Cure", Oxford University Press, London, 2005.

REFERENCE BOOKS:

- Balasubramanya, N and Chatwal, Gurdeep R., "Environmental Studies", Himalaya Publishing House, Mumbai, 2007.
- Barucha, E., "Environmental Studies", University Grants Commission, New Delhi, 2004.
- Bhatia, S. C., "Environmental Chemistry", CBS Publishers, New Delhi, 2005.
- De, A.K. and De, A. K., "Environmental Studies", 2006.
- Keller, Edward A., "Environmental Geology", CBS Publishers and Distributors, Delhi, 1985.

ENGINEERING VISUALIZATION

Course Code:	ME1004-1	Course Type:	ESC
Teaching Hours/Week (L: T: P):	0:0:2	Credits:	01
Total Teaching Hours:	26	CIE + SEE Marks:	50+50

Teaching Department: Mechanical Engineering

Course Objectives:

1.	To impart and inculcate understanding of the concept of orthographic projection and projection of plane surfaces and solids in different position in first angle projection system.
2.	To develop the lateral surfaces of solid objects and to draw the isometric projection of simple solids.

UNIT-I

02 Hours

Chapter 1: Orthographic Projection: Introduction to orthographic projection, Quadrants, principal planes, principal views, Difference between First angle and third angle projection, Dimensioning, Conventions employed for drawing.

06 Hours

Chapter 2: Projection of plane surface: Triangle, Square, Rectangle, Pentagon, Hexagon and Circle in simple position (Resting on HP with inclination to HP and VP, true length with true inclination only)

UNIT-II

06 Hours

Chapter 3: Projection of Solids: Prisms, Pyramids, Cones and Cylinders in simple position (Resting on HP with inclination to HP and VP, true length with true inclination only)
Orthographic projection of simple machine components using their isometric projection.

UNIT-III

06 Hours

Chapter 4: Development of Lateral surfaces of solids: Right regular Prisms, Pyramids, Cylinders and cones (with single section plane)

06 Hours

Chapter 5: Isometric projection: Isometric scale, Isometric dimensions, to draw Isometric views of simple solids and machine components using their orthographic projections.

Course Outcomes: At the end of the course student will be able to

1.	Draw the orthographic projections of a plane for a given position using Solid Edge software.
2.	Draw the orthographic projections of a solids and simple machine parts for a given position using Solid Edge software.
3.	Draw the development of lateral surfaces of standard solid objects. Draw isometric projection of solid objects individually or in combination using Solid Edge software.

Course Outcomes Mapping with Program Outcomes & PSO

Program Outcomes→	1	2	3	4	5	6	7	8	9	10	11	12	PSO↓	
↓ Course Outcomes													1	2
ME1004-1.1	3	1	-	-	-	-	-	-	1	1	-	2	2	1
ME1004-1.2	3	1	-	-	-	-	-	-	1	1	-	2	2	1
ME1004-1.3	3	1	-	-	-	-	-	-	1	1	-	2	2	1

1: Low 2: Medium 3: High

TEXTBOOKS:	
1.	N. D. Bhat & V. M. Panchal, Pramod R. Ingle, “Engineering Drawing”, 53 rd Edition, Charotar Publishing House, Gujarat, 2014.
2.	K. R. Gopalakrishna, “Engineering Drawing”, Subhas publishers, Bangalore , 32 nd Edition, 2012.
REFERENCE BOOKS	
1.	“A Primer on computer aided Engineering Drawing”, VTU, Belgaum, 8th edition, 2011.
2.	Shah, “Engineering Drawing and Computer Graphics”, Pearson, 2010.
3.	Agarwal & Agarwal, “Engineering Graphics”, TMH, Second edition, 2013.
4.	P. S. Gill, “A Text book of Engineering Graphics and Drafting”, 11 th Edition, S. K. Kataria & sons, New Delhi, 2009.

B. Tech. (EC): Scheme of Teaching and Examinations 2023-27
Outcome Based Education (OBE) and Choice Based Credit System (CBCS)
(Effective from the academic year 2023 - 24)

I/II SEMESTER (EC, EE, VLSI)

SI No.	Course and Course code		Course Title	Teaching Department	Teaching hours/Week			Examination				Credits
					Theory Lecture	Tutorial	Practical/ Drawing	Duration in hours	CIE	SEE	Total Marks	
1	BSC	MA1003-1	Differential Equations and Laplace Transforms	MAT	3	0	0	3	50	50	100	3
2	BSC	PH1006-1	Semiconductor Physics and Photonics	PHY	3	0	2	3	50	50	100	4
3	ESC	EC1001-1	Basic Electronics	EC	3	0	0	3	50	50	100	3
4	PLC	CS1004-1	Introduction to C Programming	EC	3	0	0	3	50	50	100	3
5	ESC	EC1002-2	Applied Digital Logic Design	EC	2	0	2	3	50	50	100	3
6	HSMC	HU1001-1	Technical English	HU	1	0	2	3	50	50	100	2
7	HSMC	HU1002-1	Constitution of India	HU	1	0	0	-	50	-	100	0
8	BSC	MA1006-1	Mathematics with MATLAB	MAT	0	0	2	-	50	-	50	1
TOTAL					16	0	8	18	400	300	700	19

Note:

BSC: Basic Science Course, **ESC:** Engineering Science Course, **HSMC:** Humanity and Social Science & Management Courses, **AEC** –Ability Enhancement Courses, **MNC:** Mandatory Non credited course **UM:** University Mandatory

Mandatory Internship-I*

1.	INT	UC1001-1	Internship – I	Mandatory Intra Institutional Internship of duration (80 - 90 Hours) to be completed during I & II Semesters. *The grades will be included in the IV semester grade card (Refer 11.5.2 for details)	100	--	100	2
----	-----	----------	----------------	--	-----	----	-----	---

DIFFERENTIAL EQUATIONS AND LAPLACE TRANSFORMS			
Course Code:		MA1003 - 1	Course Type: BSC
Teaching Hours/Week (L: T: P: S):		3:0:0:0	Credits: 03
Total Teaching Hours:		40+0+0	CIE + SEE Marks: 50+50
Teaching Department: Mathematics			
Course Objectives:			
1.	This course will enable the students to master the basic tools of Laplace transforms, differential equations, partial differential equations and become skilled for solving problems in science and engineering.		
UNIT-I			
First Order Ordinary Differential Equations			08 Hours
Exact, linear and Bernoulli's differential equations, orthogonal trajectories of cartesian and polar curves. Applications to simple engineering problems. Non-linear differential equations (first order and higher degree) equations solvable for p, equations solvable for y and equations solvable for x, general and singular solutions of Clairaut's equations. Applications: Rate of growth or decay, conduction of heat.			
Ordinary Differential Equations Of Higher Order			08 Hours
Second and higher order linear differential equation with constant coefficients, solution by inverse differential operator, method of variation of parameters, linear differential equation with variable coefficients- Cauchy's linear differential equation. Applications to engineering problems. Applications: Oscillations of spring.			
UNIT-II			
Laplace Transforms			08 Hours
Definitions, transforms of elementary functions, transforms of derivatives and integrals- properties. Periodic functions, unit step functions and unit impulse functions.			
Inverse Laplace Transforms			08 Hours
Inverse Transforms and properties, convolution theorem, initial & final value theorems. Applications to engineering problems. Applications: Signals and systems, Control systems, LR, CR and LCR circuits.			
UNIT-III			
Partial Differential Equations			08 Hours
First and higher order partial differential equations. Formation of partial differential equations by elimination of arbitrary constants/arbitrary functions. Derivation of one-dimensional heat and wave equations, Solution of PDE's by direct integration method, by the method of separation of variables, by Lagrange's Method. Solution of partial differential equations of derivatives involving only one independent variable. Applications: Propagation of heat or sound, fluid flow, elasticity, electrostatics, electrodynamics, thermodynamics.			
Course Outcomes: At the end of the course student will be able to			
1.	Solve first order ordinary differential equations.		
2.	Solve linear ordinary differential equations of higher order.		
3.	Understand the concept of Laplace Transform and apply it to solve engineering problems.		
4.	Make use of Laplace transform method to solve linear ordinary differential equations with constant coefficients		

5.	Understand the derivation of one dimensional heat and wave equations and solve partial differential equations.
----	--

Course Outcomes Mapping with Program Outcomes & PSO

Program Outcomes→	1	2	3	4	5	6	7	8	9	10	11	12	PSO↓	
↓ Course Outcomes													1	2
MA1003 - 1.1	3	2	-	-	-	-	-	-	-	-	-	-	-	-
MA1003 - 1.2	3	2	-	-	-	-	-	-	-	-	-	-	-	-
MA1003 - 1.3	2	2	-	-	-	-	-	-	-	-	-	-	-	-
MA1003 - 1.4	2	2	-	-	-	-	-	-	-	-	-	-	-	-
MA1003 - 1.5	3	2	-	-	-	-	-	-	-	-	-	-	-	-

1: Low 2: Medium 3: High
TEXTBOOKS:

1. Erwin Kreyszig, "Advanced Engineering Mathematics", John Wiley and Sons, 10th Edition (Reprint), 2016.
2. B.S. Grewal, "Higher Engineering Mathematics", Khanna Publications, 43rd Edition, 2015.

REFERENCE BOOKS:

1. T. Veerarajan, "Engineering Mathematics", McGraw-Hill, New Delhi, 2008.
2. B. V. Ramana, "Higher Engineering Mathematics", Tata Mc Graw –Hill, New Delhi, 2010.
3. N.P. Bali and M.Goyal, "A text book of Engineering Mathematics", Laxmi Publications, 2010.
4. W.E. Boyce and R.C. DiPrima, "Elementary Differential Equations and Boundary Value Problems", Wiley India, 2009.
5. E.A. Coddington, "An Introduction to Ordinary Differential Equations", Prentice Hall India, 1995.
6. G.F. Simmons and S.G. Krantz, "Differential Equations", McGraw Hill, 2007.

E Books / MOOCs/ NPTEL

1. <http://nptel.ac.in/courses/111106100>
2. <http://nptel.ac.in/courses/111106139>
3. <http://nptel.ac.in/courses/111107111>

SEMICONDUCTOR PHYSICS AND PHOTONICS

Course Code:	PH1006-1	Course Type:	IPCC
Teaching Hours/Week (L:T:P: S):	3:0:2:0	Credits:	04
Total Teaching Hours:	40+26	CIE + SEE Marks:	50+50

Teaching Department: Physics
Course Objectives:

1. To understand the concepts of wave mechanics
2. To study the concepts of quantum free electron theory.
3. To understand the fundamentals of semiconductors.
4. To study the concept of dielectrics.
5. To understand the principles of lasers and optical fibers

UNIT-I
Wave Mechanics **10 Hours**

Introduction, Matter waves and de Broglie Hypothesis, de Broglie wavelength and derivation of

expression by analogy, Phase Velocity and Group Velocity, Wave Function, Physical significance of a wave function (Born Interpretation), Heisenberg's Uncertainty Principle, Schrodinger wave equation (time dependent and time independent), Eigen functions and Eigen Values, Particle in one dimensional infinite potential well, waveforms and probabilities. Numerical Problems.	
Quantum Free electron theory	05 Hours
Classical free electron theory and its failures, Quantum Free Electron Theory of Metals - Assumptions, Fermi - Dirac Statistics, Fermi level, Fermi-energy, Fermi factor, Variation of Fermi Factor with Temperature and Energy, Numerical problems.	
UNIT-II	
Semiconductors	8 Hours
Introduction to semiconductors- intrinsic and extrinsic semiconductors - carrier generation, Direct and indirect band gap semiconductors. Fermi level in Intrinsic & Extrinsic Semiconductor and its behavior with temperature, Expression for concentration of electrons in conduction band & holes concentration in valance band (mention of the expression), Electrical conductivity of a semiconductor (derivation), Effect of temperature on conductivity of intrinsic and extrinsic semiconductors, Hall effect - theory with derivation for Hall coefficient, carrier concentration, and mobility, applications, Numerical problems.	
p-n junction: Junction formation, Unbiased and biased p-n junction, Devices: LED, Photodiode and solar cell.	
Dielectric materials	7 Hours
Dielectrics, Dipoles, Polar and non-polar dielectrics, Dielectric constant, Electric polarization, Polarizability, Electrical Polarization Mechanisms, Electric susceptibility (relation between P , χ and E - no derivation), Internal fields in solids (theory based on one dimensional atomic array), Clausius-Mossotti equation (Derivation), Temperature dependence of polarization, Frequency dependence of polarization, Dielectric loss (derivation), Dielectric breakdown, Solid, Liquid and Gaseous dielectrics, Application of dielectrics in transformers, Capacitors and Electrical Insulation.	
Ferroelectric materials and Piezoelectric materials, properties and applications, Numerical Problems.	
UNIT-III	
Photonics: Lasers	05 Hours
Introduction to lasers, Characteristics of LASER, Interaction of radiation with matter, Einstein's coefficients, Expression for Energy Density and its significance. Requisites of a Laser System. Conditions for Laser action. Principle, Construction and Working of Nd:YAG and Semiconductor laser. Application of Lasers in Defence (Laser range finder), Barcode scanner and Laser Printer. Numerical Problems.	
Photonics: Optical Fibers	05 Hours
Introduction to optical fibers, Principle of optical fibers (TIR), Propagation mechanism in optical fibers - Angle of Acceptance and Numerical Aperture (N.A.), Expression for NA, Fractional Index Change, Modes of Propagation, Number of Modes and V Number, Types of Optical Fibers, Attenuation in optical fibers, Attenuation Spectrum - Optical Windows. Discussion of Block Diagram of Point-to-Point Communication, Intensity based Fiber Optic Displacement Sensor, Merits and Demerits, Numerical problems.	
List of Experiments (Any Ten experiments)	
1.	Wavelength of LASER using Diffraction Grating.
2.	Numerical aperture of the given Optical Fiber.
3.	Energy gap of semiconductor by Four Probe Method
4.	Dielectric constant by charging and discharging of a capacitor.
5.	Hall effect

6.	Determination of Fermi Energy of Copper.
7.	Ferroelectric phase transition in Barium titanate
8.	Photo-Diode characteristics
9.	Solar cell characteristics
10.	Photo electric effect – Determination of the work function of the material of the emitter of a photocell.
11.	LED characteristics and determination of Planck's Constant using LEDs.

Course Outcomes: At the end of the course student will be able to

1.	Comprehend various properties of sub-atomic particles on the basis of wave mechanics.
2.	Elucidate the concepts of quantum free electron theory.
3.	Explain and analyze the properties of semiconductors.
4.	Describe and apply the concepts of dielectrics.
5.	Understand the principle, working and applications of lasers & optical fibers.

Course Outcomes Mapping with Program Outcomes & PSO

Program Outcomes→	1	2	3	4	5	6	7	8	9	10	11	12	PSO↓		
↓ Course Outcomes															
PH1006-1.1	3	3	-	-	-	-	-	-	-	-	-	-	-	-	-
PH1006-1.2	3	3	-	-	-	-	-	-	-	-	-	-	-	-	-
PH1006-1.3	3	3	-	-	-	-	-	-	-	-	-	-	-	-	-
PH1006-1.4	3	3	-	-	-	-	-	-	-	-	-	-	-	-	-
PH1006-1.5	3	3	-	-	-	-	-	-	-	-	-	-	-	-	-

1: Low 2: Medium 3: High

TEXTBOOKS:

1.	Arthur Beiser, "Concepts of Modern Physics", Tata McGraw Hill Education Private Limited, Special Indian Edition, 2009.
2.	B. G. Streetmann, "Solid State Electronic devices", 6 th edition, Prentice Hall India Learning Private Limited.
3.	A. Ghatak, "Optics", Tata McGraw Hill Pub., 5 th edition, 2012.

REFERENCE BOOKS:

1.	A. J. Dekker, "Electrical Engineering Materials", Prentice Hall India Pub., New Delhi, Reprint 2011.
2.	W. A. Wahab, "Solid State Physics, Structure and Properties of Materials", Narosa Publishing House Pvt. Ltd., New Delhi.
3.	Gupta and Kumar, "Solid State Physics", K. Nath & Co., Meerut
4.	M. Ali. Omar, "Elements of Solid State Physics: Principles and Applications", Pearson Publishers.
5.	S O Kasap, "Principles of electronic materials and device's", 4 th edition, McGraw Hill, 2017.
6.	M N Avadhanulu, P G Kshirsagar and TVS Arun Murthy, "A Textbook of Engineering Physics", S. Chand and Company Limited, New Delhi.
7.	Kenneth Krane "Modern Physics", Wiley International, 3 rd Edition, 2012.
8.	B. P. Pal, "Fundamentals of Fibre Optics in Telecommunication & Sensor Systems", New Age International Publishers

E Books / MOOCs/ NPTEL/ Web links

1.	Laser: https://www.britannica.com/technology/laser,k
2.	Laser: https://nptel.ac.in/courses/115/102/115102124/
3.	Quantum mechanics: https://nptel.ac.in/courses/115/104/115104096/
4.	Physics: http://hyperphysics.phy-astr.gsu.edu/hbase/hframe.html
5.	Numerical Aperture of fiber: https://bop-iitk.vlabs.ac.in/exp/numerical-aperture-measurement

Activity Based Learning (Suggested Activities in Class)/ Practical Based learning	
1.	http://nptel.ac.in
2.	https://swayam.gov.in
3.	https://www.vlab.co.in/participating-institute-amrita-vishwa-vidyapeetham
4.	https://vlab.amrita.edu/index.php?sub=1&brch=189&sim=343&cnt=1
5.	https://virtuallabs.merlot.org/vl_physics.html
6.	https://phet.colorado.edu
7.	https://www.mypysicslab.com

BASIC ELECTRONICS

Course Code:	EC1001-1	Course Type:	ESC
Teaching Hours/Week (L: T: P):	3:0:0	Credits:	03
Total Teaching Hours:	40+0+0	CIE + SEE Marks:	50+50

Teaching Department: Electronics & Communication Engineering

Course Objectives:

1.	To familiarize the student with Semiconductor devices like Diodes, Transistors and their applications
2.	To analyze the working of simple electronic circuits involving Op-amps, 555 Timer and Linear Regulator ICs.
3.	To understand the fundamentals of Modern communication system.
4.	To introduce the fundamentals of Embedded Systems

UNIT-I

Diodes and their Applications	07 Hours
Semiconductor Diode, Diode Equivalent circuits, Load Line analysis, Half Wave Rectifier, Full wave Bridge Rectifier, capacitor, and choke filter circuit (only qualitative approach). Zener Diode and its use in Voltage Regulation	
Transistors and their Applications	09 Hours
Bipolar Junction Transistor: Construction and operation, Common Emitter and Common Base Characteristics, DC load line analysis, RC coupled amplifier (frequency response excluded), BJT as a switch, BJT circuit to switch ON/OFF an LED	
Field Effect Transistor: Construction and Characteristics of JFET, Transfer Characteristics, Enhancement mode MOSFETs, CMOS Inverter.	

UNIT-II

Op-Amp & Linear IC Applications	11 Hours
Introduction, Op-Amp Specifications, Differential & Common-Mode operation, Op-Amp applications: Inverting/Non-Inverting Amplifier, Summing, Integrator, Differentiator, Comparator. 555 Timer IC in Astable mode. 78XX series IC Voltage Regulators.	
Feedback and Oscillator Circuits	05 Hours
Feedback– Principle and advantages of negative feedback, Voltage series feedback amplifier. Concept of positive feedback, Op-Amp Oscillators – RC phase shift, Hartley and Colpitts's Oscillator	

UNIT-III

Fundamentals of Communication and Embedded Systems	08 Hours
Modern communication system scheme (Block scheme), Information source, Input Transducers, Transmitter, Channels, Receivers, Noise, Fundamentals of Cellular communication.	
Embedded system definition, Embedded System v/s General Computing Systems, Classification of Embedded systems, Elements of Embedded systems, Core of Embedded systems, Microprocessor v/s	

Microcontroller, RISC v/s CISC, Hardware v/s Von Neumann Architecture, Sensors and Actuators with examples

Course Outcomes: At the end of the course student will be able to

1. Explain the operation of Rectifiers; Design a rectifier circuit, given the specification for output Voltage, PIV, and ripple factor; Design a Zener voltage regulator for the given specification of output voltage and Power;
2. Explain the construction and operation of Bipolar transistor in CE or CB Mode; Explain the use of BJT in Amplification as well as switching operations; Explain the construction and operation of JFET or MOSFET; Explain the operation of a CMOS Inverter;
3. List the ideal and practical parameters for an Op-Amp; Define Op-amp Specifications; Explain the use of Op-Amp in Amplification, Summing, Integration, Differentiation and comparison; Design an Astable Multivibrator, using 555 Timer IC, for the given frequency and duty cycle;
4. List the advantages and disadvantage of Negative Feedback; Explain the impact of negative feedback on Amplifier gain, Input and Output Impedance for a Series Voltage Negative feedback; Explain the operation of Op-Amp based RC Phase-shift, Hartley, and Colpitts Oscillator
5. Explain the scheme of a Modern Communication System; List the differences between a general computing system and Embedded System; Describe the differences between Harvard and Von-Neuman, RISC and CISC system architectures

Course Outcomes Mapping with Program Outcomes & PSO

Program Outcomes→	1	2	3	4	5	6	7	8	9	10	11	12
↓ Course Outcomes												
EC1001-1.1	3	-	-	-	-	-	-	-	-	-	-	-
EC1001-1.2	3	-	-	-	-	-	-	-	-	-	-	-
EC1001-1.3	3	-	-	-	-	-	-	-	-	-	-	-
EC1001-1.4	3	-	-	-	-	-	-	-	-	-	-	-
EC1001-1.5	3	-	-	-	-	-	-	-	-	-	-	-

1: Low 2: Medium 3: High

TEXTBOOKS:

1. Robert L. Boylestad, Louis Nashelsky, "Electronic Devices and Circuit Theory", 11th Edition, PHI, 2016
2. Simon Haykin, "Introduction to Analog and Digital Communications", Wiley Publishers, 2nd Edition, 2019
3. Theodore Rappaport, "Wireless Communications: Principles and Practice", Pearson, 2nd Edition, 2016
4. Shibu K V, "Introduction to Embedded Systems", TATA Mc Graw Hill Edu., 2nd Edition, 2016

E Books / MOOCs/ NPTEL

1. <https://nptel.ac.in/courses/117107095>
2. <https://nptel.ac.in/courses/117103063>
3. <https://www.coursera.org/learn/electronics?#syllabus>
4. <https://www.coursera.org/learn/diode-pn-junction-metal-semiconductor-contact?specialization=semiconductor-devices#syllabus>
5. <https://www.coursera.org/learn/transistor-field-effect-transistor-bipolar-junction-transistor?specialization=semiconductor-devices>

INTRODUCTION TO C PROGRAMMING				
Course Code:		CS1004-1	Course Type:	PLC
Teaching Hours/Week (L: T: P: S):		2:0:2	Credits:	03
Total Teaching Hours:		26+0+26	CIE + SEE Marks:	50+50
Teaching Department: Computer Science & Engineering				
Course Objectives:				
1.	Make students learn the basics of C programming language including the basic data types, Operators and Evaluating expressions in C.			
2.	Apply the concepts of decision making and looping in problem solving to demonstrate its usage using simple programs.			
3.	Apply the concepts of Arrays, User-defined functions and code reusability in problem solving along with parameter passing and returning with the help of user defined functions.			
4.	Demonstrate the usage of Strings and Structures			
5.	Demonstrate the usage of Pointers, and File handling that are essential for understanding the concepts with simple examples.			
UNIT-I				
Introduction To C Programming Language				10 Hours
Basic C DataTypes, operators, Operator precedence, Arithmetic expressions and type conversion.				
Decision Making and Branching:				
Decision making with if statement, Nesting of if...else statements, ternary operator, the switch statement, the go to statement, break and continue statements.,				
Decision Making and Looping:				
The while statement, the do...while statement, the for statement, Jumps in Loops.				
UNIT-II				
Arrays				10 Hours
Arrays (1-D, 2-D) Initialization and Declaration.				
User-Defined Functions				
Argument Passing – call by value, call by reference, Category of Functions. Managing Command line arguments				
Examples: Linear Search, Binary Search, Bubble sort, Selection Sort, Trace and Transpose, Matrix Multiplication.				
Strings				
Declaring and Initializing strings, String manipulation functions.				
UNIT-III				
Structures				06 Hours
Structures and Unions: Usage and nesting, Array of Structures				
Pointers and File Handling:				
Accessing of variables using Pointers, array of pointers				
Basic file operations: Open, Close, Read, Write, Append and concatenate				

Suggested List of Experiments

PART A

9. Write a C program to find the roots of a quadratic equation $ax^2+bx+c=0$
10. Write a C program to find the sum of all the digits and occurrence of a digit in the number.
11. Write a C program to find the GCD and LCM of given two numbers using Euclid's method.
12. Write a C program to print the prime numbers in a given range.
13. Write a C program to find if a given string is a palindrome or not using string manipulation functions.
14. Write a C program to input N real numbers in 1-D array. Compute mean, variance and Standard Deviation.
[Mean= sum/N, Variance = $\Sigma (X_i - \text{mean})^2 / N$, STD Deviation= $\sqrt{\text{variance}}$.]
15. Write a C program to read N integers into an array A and find the sum of elements using pointers.
16. Write a C program to copy contents of one file to another file.

PART B

1. Write a C program to perform a binary search for a given key integer in a single dimensional array of numbers in ascending order and report success or failure in the form of a suitable message.
2. Write a C program to input N integer numbers into a single dimension array, sort them in to ascending order using selection sort technique, and then to print both the given array and the sorted array with suitable headings.
3. Write a C program to transpose a matrix of order M x N and find the trace of the resultant matrix.
4. Write a C program using functions to read two matrices A (M x N) and B (P x Q) and to compute the product of A and B if the matrices are compatible for multiplication.
5. Write a C program using functions readmat(), rowsum(), colsum(), totsum() and printmat() to read the values into a two dimensional array A, find the sum of all the elements of a row, sum of all the elements of a column, find the total sum of all the elements of the two dimensional array A and print the results.
6. Write a C program to perform a linear search for a given key integer in a single dimensional array of numbers and report success or failure in the form of a suitable message using functions.
7. Write a C program to enter the information like name, register number, marks in 6 subjects of N students into an array of structures, and find the average & display grade based on average for each student.

Average	Grade
80-100	Distinction
60-79	First Class
40-59	Second Class
<40	Fail
8. Write a C program, to implement a bubble sort technique using function to sort given N integers in ascending/ descending order as per user's preference.
9. Write a program to demonstrate the use of pointers and files.

Course Outcomes: At the end of the course student will be able to

1. Describe the basics of C and the process of problem-solving aspects using algorithmic solution for a given problem. Apply the knowledge of expression solving to evaluate simple expressions and input/output statements to develop a C program.

2.	Develop the C program using control statements such as branching and looping constructs for a given problem.
3.	Apply the knowledge of code re-usability, parameter passing and returning values to develop a maintainable C program using these concepts including arrays and functions.
4.	Identify and describe the use of strings in a C program.
5.	Develop the C program using structures in C

Course Outcomes Mapping with Program Outcomes & PSO

Program Outcomes→	1	2	3	4	5	6	7	8	9	10	11	12	PSO↓		
↓ Course Outcomes													1	2	3
CS1004-1.1	3	-	-	-	-	-	-	-	-	-	-	-	-	2	-
CS1004-1.2	2	3	-	-	-	-	-	-	-	-	-	-	-	3	-
CS1004-1.3	2	3	-	-	-	-	-	-	-	-	-	-	-	3	-
CS1004-1.4	2	2	3	-	-	-	-	-	-	-	-	-	-	3	-
CS1004-1.5	2	3	-	-	-	-	-	-	-	-	-	-	-	3	-

1: Low 2: Medium 3: High

TEXTBOOKS:

1. E. Balaguruswamy, "Programming in ANSI C", Tata McGraw Hill, 3rd Edition, 2004.
2. Jacqueline A. Jones & Keith Harrow, "C Programming with Problem Solving", Pearson,

REFERENCE BOOKS:

1. Kernighan & Ritchie, "The C Programming (ANSI C)", Prentice Hall; 2nd Edition, 1998.
2. Rajiv Khanna, "Computer Concepts and C Programming", New Age International Pvt Ltd Publishers, 1st Edition, 2006.
3. Yashwant Kanetkar, "Let Us C", 5th Edition, BPB Publications, New Delhi, 2004.

E Books / MOOCs/ NPTEL

1. <http://www.lysator.liu.se/c/bwk-tutor.html#introduction>
2. http://www.acm.uiuc.edu/webmonkeys/book/c_guide/
3. C programming Tutorial by Mark Burgers <http://markburgess.org/CTutorial/C-Tut-4.02.pdf>
4. <http://nptel.ac.in/courses/106105085/4>
5. <https://www.lynda.com/C-training-tutorials/1249-0.html>

APPLIED DIGITAL LOGIC DESIGN

Course Code:	EC1002-2	Course Type:	ESC
Teaching Hours/Week (L: T: P)	2:0:2	Credits:	03
Total Teaching Hours:	25+0+26	CIE + SEE Marks:	50+50
Teaching Department: Electronics & Communication Engineering			
Course Objectives:			
1.	To understand the basics of Number Systems, Logic Gates and Boolean Functions.		
2.	To understand simplification of the Boolean Equations using Boolean Algebra, Karnaugh Maps and QM method.		
3.	To design combinational Logic Circuits like Adders/Subtractors, Binary Comparators, Decoders, Encoders, and Multiplexers.		

4.	To understand the operation of Flip-Flops, Master-Slave Flip-Flops and Conversion of Flip Flops.
5.	To design Shift Registers and Counters.

UNIT-I

Fundamentals of Digital Design

10 Hours

Difference between Analog and Digital Signals, Number Systems: Decimal, Binary, Octal and Hexadecimal. Binary Addition and Subtraction, Digital Logic Gates, Boolean Algebra, Boolean Functions: Canonical Forms, Completely and Incompletely Specified Functions, Simplification of Boolean Functions using Boolean Algebra, Karnaugh Map and Quine-McCluskey Method, Realization of Boolean functions using Basic Gates and Universal Gates.

UNIT-II

Combinational Logic and Sequential Logic Circuits

10 Hours

Introduction to Combinational Logic Circuits, Half/Full Adders/Subtractors, Parallel Adders/Subtractors, Binary Comparators, Decoders, Encoders, Multiplexers.

Basic Bistable Element, SR Flip-Flop, D Flip Flop, JK Flip Flop, T Flip Flop, Master Slave JK Flip Flop, Characteristic Equations, Conversion of Flip Flops.

UNIT-III

Applications of Flip Flops

05 Hours

Design of Shift Register using D- flip flop, Design of Counters: Asynchronous counters using T-flip flop, Synchronous Counters using D-flip flop and T Flip Flop.

Suggested List of Experiments

1. Introduction to Digital Circuit Simulation Software.
2. Introduction to Basic gates, Universal gates.
3. Realization of Logic Circuits using Universal gates.
4. Realization of Combinational Logic Circuits.
5. Realization of Sequential Logic Circuits.

Course Outcomes: At the end of the course student will be able to

1. Compare Analog & Digital Signals; Convert the number from one numbering system to another; Analyze Boolean functions.
2. Simplify the logic expressions using Boolean Algebra or K-Map or QM Method; Realize the logic expressions using Basic/Universal Gates.
3. Analyze and Design different Combinational Logic Circuits such as Adders, Subtractors, Binary Comparators, Decoders, Encoders and Multiplexers.
4. Describe the operation of Flip Flops, Master-Slave Flip Flops and Conversion of Flip Flops.
5. Make use of Flip Flops to design Shift Registers and Synchronous/Asynchronous Counters.

Course Outcomes Mapping with Program Outcomes & PSO

Program Outcomes→	1	2	3	4	5	6	7	8	9	10	11	12
↓ Course Outcomes												
EC1002-2.1	3	-	-	-	-	-	-	-	-	-	-	-
EC1002-2.2	3	1	1	-	3	-	-	-	3	1	-	-
EC1002-2.3	3	2	1	-	3	-	-	-	3	1	-	-
EC1002-2.4	3	-	-	-	3	-	-	-	3	1	-	-
EC1002-2.5	3	1	1	-	3	-	-	-	3	1	-	-

1: Low 2: Medium 3: High

TEXTBOOKS:

1.	Morris Mano, “Digital Design”, Prentice Hall of India, 3 rd Edition.
2.	Donald D. Givone, “Digital Principles and Design”, McGraw Hill, 2002.
REFERENCE BOOKS:	
1.	John M Yarbrough, “Digital Logic Applications and Design”, Thomson Learning, 2001.
2.	D. P. Kothari and J. S Dhillon, “Digital Circuits and Design”, Pearson, 2016.
3.	Charles H Roth, “Fundamentals of Logic Design”, Cengage Learning.
E Books / MOOCs/ NPTEL	
1.	https://nptel.ac.in/courses/117106086

TECHNICAL ENGLISH																	
Course Code					HU1001-1			Course Type				HSMC					
Teaching Hours/Week (L: T:P)					1:0:2			Credits				02					
Total Teaching Hours					13+0+26			CIE + SEE Marks				50+50					
Teaching Department: Humanities																	
Course Objectives:																	
1.	Identify the nuances of Phonetics, Intonation and enhance pronunciation skills																
2.	Understand Technical Communication along with the barriers and application of effective Interpersonal Communication Skills																
3.	Enhance basic English grammar and essentials of language skills																
4.	Improve sentence structure with the help of cohesive devices																
5.	Develop spoken and writing skills																
UNIT - I																	
Phonetics & Pronunciation												8 Hours					
Introduction to Phonetics; Word Stress, Rhythm, and Intonation; Weak Forms and Strong Forms, Role of IPA in past tense and plural forms of words, Awareness of Different Accent																	
Communication Skills												8 Hours					
Introduction to Communication, Greeting and Introducing, Making Requests, asking for and Giving Permission, Offering Help. Understanding Telephone Communication, Handling Calls, asking for and Giving Information, Telephone Etiquette																	
UNIT - II																	
Language Skills												15 Hours					
Basic English Grammar, Ability to identify, Analyze, Interpret and Describe the critical ideas, values, and themes through literary works																	
UNIT - III																	
Writing Skills												8 Hours					
Paragraph writing, Refutations, Linkers, Types of Letters																	
Course Outcomes: At the end of the course student will be able to																	
1.	Identify the nuances of phonetics, intonation and pronunciation to appreciate and incorporate Received Pronunciation																
2.	Interpret and assess nuances of oral communication skills and the non-verbal communication for professional usage																
3.	Identify, interpret and describe the critical ideas, values, and themes to appreciate literary pieces for its language and social interpretations																
4.	Implement English vocabulary at command and language proficiency in personal and professional life																
5.	Develop effective writing skills for incorporating them in different forms of writing																
Course Outcomes Mapping with Program Outcomes & PSO																	
Program Outcomes→				1	2	3	4	5	6	7	8	9	10	11	12	PSO↓	
↓ Course Outcomes																1	2

HU1001-1.1	1	1	-	-	-	-	-	2	-	2	-	3	-	-
HU1001-1.2	2	-	-	-	-	2	-	-	-	3	-	3	-	-
HU1001-1.3	-	2	-	-	-		3	2	-	3	-	3	-	-
HU1001-1.4	-	2	-	-	-	2	-	-	2	2	-	2	-	-
HU1001-1.5	-	2	-	-	-	2	-	2	1	2	-	2	-	-
1: Low 2: Medium 3: High														
TEXT BOOK:														
1.	Subhashini, A Textbook of English Language & Communication Skills, R Victor et al.													
REFERENCE MATERIALS:														
1.	English Pronunciation Dictionary, Daniel Jones A Remedial English Grammar for Foreign Students, Woods													
2.	Communication Skills, Sanjay Kumar, Oxford University Press.													
3.	Exercises in Spoken English Part I - CIEFL, Hyderabad, Oxford University Press.													
4.	Exercises in Spoken English Part II - CIEFL, Hyderabad, Oxford University Press.													
5.	Exercises in Spoken English Part III - CIEFL, Hyderabad, Oxford University Press.													
6.	On Writing Well, William Zinsser													
7.	Practical English Usage, Swan, Oxford University Press.													
8.	Study Writing, Liz-Hamp Lyons, Cambridge University Press													
E Resources														
1.	https://www.macmillandictionary.com/dictionary/british/													

CONSTITUTION OF INDIA																	
Course Code				HU1002-1				Course Type				HSMC					
Teaching Hours/Week (L: T:P)				1:0:0				Credits				01					
Total Teaching Hours				13+0+0				CIE + SEE Marks				50+50					
Teaching Department: Humanities																	
Course Objectives:																	
1.	Inculcate Social and Political consciousness of the Indian Polity.																
2.	Understand their Obligations, Responsibilities, Privileges and Rights, Duties, and the Role that they have to play in deciding the Administrative Machinery of the country.																
3.	Develop National and Patriotic Spirit.																
4.	Understand the nature and character of relations between union and state governments.																
5.	Divulge the students about the statutory institutions and policies.																
UNIT - I																	
Evolution of the Indian Constitution														6 Hours			
1909 Act, 1919 Act, 1935 Govt of India Act, Constituent Assembly: Composition and Functions, Basic structure of Indian Constitution, Fundamental features of the Indian Constitution, Salient Features of Indian Constitution																	
UNIT - II																	
Structure of Government														5 Hours			
Union Government: Legislature; Executive-President, Prime Minister, Council of Ministers; Judiciary, Judicial Review, and activism. State Government: Executive: Governor, Chief Minister, Council of Ministers.																	
Local Government: Panchayat Raj Institutions, Urban Governance																	
UNIT - III																	
Statutory Institutions														2 Hours			
Elections - Election Commission of India, National Human Rights Commission, National Commission for Women.																	
Course Outcomes: At the end of the course student will be able to																	
1.	Analyze the legalities and related issues of drafting, adoption, and enforcement of the Indian Constitution as a fundamental law of the nation and the provisions and privileges of Indian Citizenship																
2.	Understand and judiciously use the fundamental rights, fundamental duties and privileges envisaged in the constitution propagating social harmony and equality and respecting the rights and liberties of other people.																
3.	Contribute in protecting and preserving the sovereignty and integrity of India and have a compassion to all living creatures, uphold sense of brotherhood ness among all citizens of the nation and promote peace and harmony																
4.	Respect the Constitutional Institutions and all noble ideals cherished during Indian struggle for freedom																
5.	Develop a Spirit of belongingness to the country.																
Course Outcomes Mapping with Program Outcomes & PSO																	
Program Outcomes→				1	2	3	4	5	6	7	8	9	10	11	12	PSO↓	
↓ Course Outcomes																1	2
HU1002-1.1				-	-	-	-	-	-	-	3	-	-	1	1	-	-

	HU1002-1.2	-	-	-	-	-	-	2	-	-	1	1	-	-	
	HU1002-1.3	-	-	2	-	-	-	1	2	-	-	1	1	-	-
	HU1002-1.4	-	-		-	-	-	-	1	-	-	-	-	-	-
	HU1002-1.5	-	-	1	-	-	-	-	3	-	-	1	1	-	-
1: Low 2: Medium 3: High															
Reference Materials:															
1.	Introduction to the Constitution of India; Dr. Durga Das Basu; Twentieth Edition, LexisNexis Butterworths Wadhwa, Nagpur, Haryana, India, Reprint 2011.														
2.	Introduction to Constitution of India; M.V. Pylee; Fourth Revised Edition, Vikas Publishing House Pvt. Ltd., New Delhi, 2005.														
3.	Introduction to Constitution of India; Brij Kishore Sharma; Second Edition, Prentice Hall of India Pvt. Ltd., New Delhi, 2004.														
4.	An Introduction to Constitution of India and Professional Ethics; Prof. B R Venkatesh and Merunandan K B; Merugu Publications, Bangalore; Second Edition, 2007.														
E Resources															
1.	http://nptel.ac.in/courses/109104032/														
2.	https://pothi.com/pothi/book/ebook-ministry-law-and-justice-constitution-india														
3.	iasplanner.blogspot.com/2010/11/free-ebook-download-constitution-of.html														
4.	www.iasabhiyan.com														
5.	Samvidhaan, Documentary by Prasaar Bharathi														

MATHEMATICS WITH MATLAB																		
Course Code:					MA1006-1			Course Type				BSC						
Teaching Hours/Week (L: T: P: S)					0:0:2:0			Credits				01						
Total Teaching Hours					0+0+26+0			CIE Marks				50						
Prerequisite					MA1001-2 /MA1005-1													
Teaching Department: Mathematics																		
Course Objectives:																		
1.		Understand the use of the basic operators, some built-in functions of MATLAB.																
2.		Create and work with arrays																
3.		Create and display simple plots																
4.		Solve by Symbolic and Numerical computation techniques																
List of Experiments																		
1		Introduction to MATLAB: Basic Operators: Arithmetic, Logical and Relational operators. Elementary math functions such as algebraic, trigonometric, logarithmic, exponential functions, Conditions and Loops.																
2		Symbolic Computation, plotting curves, surfaces and vector fields.																
3		Computation of (a) eigenvalues and eigenvectors of a square matrix; (b) largest eigenvalue and the corresponding eigenvector of a square matrix; (c) rank of a square matrix																
4		Solution of system of linear equations by Gauss elimination method																
5		Solution of system of linear equations by Gauss-Seidel method																
6		Taylor's/ Maclaurin's series expansion of a function of single variable.																
7		Computation of partial derivatives and Jacobians																
8		Evaluation of double/triple integrals with constant/variable limits.																
9		Computation of angle between (a) radius vector and tangent ; (b) two curves																
10		Solution (with solution curve) of first order ordinary differential equation																
11		Solution (with solution curve) of second and higher order linear differential equation with constant coefficients																
12		Compute the roots of algebraic or transcendental equation using Regula-Falsi and Newton Raphson's Method.																
Course Outcomes: At the end of the course student will be able to																		
1.		Write and compile simple MATLAB codes. Implement basic operators and conditions and loops effectively.																
2.		Construct MATLAB programs gradually for the mathematics concept they are studying in theory.																
3.		Appreciate the pictorial representation of the mathematics concept.																
Course Outcomes Mapping with Program Outcomes & PSO																		
Program Outcomes→			1	2	3	4	5	6	7	8	9	10	11	12	PSO↓			
↓ Course Outcomes																1	2	3
EC2602-1.1			3	2	1	-	-	-	-	-	-	-	-	-	-	-	-	-

EC2602-1.2	3	2	1	-	-	-	-	-	-	-	-	-	-	-	-	-
EC2602-1.3	3	2	1	-	-	-	-	-	-	-	-	-	-	-	-	-
1: Low 2: Medium 3: High																
REFERENCE BOOKS:																
1.	Rudra Pratap, “MATLAB”, OXFORD University press, 2010															
2.	Dorothy C. Attaway Ph.D, A practical introduction to prog. And problem solving , 5 th edition															
E Resources																
1.	https://www.mathworks.com › matlab › matlab_prog															
2.	https://www.coursera.org/specializations/mathematics-engineers															
3.	https://www.coursera.org/specializations/matlab-programming-engineers-scientists															
4.	https://www.coursera.org/learn/matlab															

INTERNSHIP-I																			
Course Code					UC1001-1				CIE Marks				100						
Teaching Hours/Week (L: T: P: S)					-				SEE Marks				-						
									Total Marks				100						
Total Hours of Pedagogy					80-90 Hours (During I/II semesters)								(Evaluation in I/II/III Semester and grades earned shall be included in IV Semester grade card)						
Credits					2				Exam Hours				--						
Course objective																			
1. This course is meant to provide students an opportunity to be involved in Inter/ Intra Institutional Activities viz; Training with higher Institutions; Soft skill training organized by Training and Placement Cell of the institution; contribution at incubation/ innovation /entrepreneurship cell of the institution; participation in conferences/ workshops/ competitions etc.; Learning at Departmental Lab/ Tinkering Lab/ Institutional workshop; Working for consultancy/ research projects within the institution and Participation in all the activities of Institute’s Innovation Council.																			
Activities: Refer Appendix B - 3.4 for details																			
Course outcomes																			
1. Experience the working in Inter / Institutional activities																			
2. Work in teams and communicate efficiently both written and oral.																			
3. Develop the ability to do work in different activities, which will provide the necessary understanding and contribute to the same and provide a foundation to undergo higher level training in subsequent internships.																			
Course Outcomes Mapping with Program Outcomes & PSO																			
Program Outcomes→					1	2	3	4	5	6	7	8	9	10	11	12	PSO↓		
↓ Course Outcomes																	1	2	3
UC2001-1.1					3	1	-	-	1	-	-	-	2	3	1	-	-	-	-
UC2001-1.2					3	1	-	-	1	-	-	-	2	3	1	-	-	-	-
UC2001-1.3					3	1	-	-	1	-	-	-	2	3	1	-	-	-	-
1: Low 2: Medium 3: High																			

HOLISTIC COMPONENTS

HUMANITIES

Holistic education is not only about teaching the basic subjects, but it is more about redefining the way a student should be taught. The purpose of holistic language teaching is the development of the learners' ability to handle both their language oral skills as well as maximizing their life skills. The department contributes to educational life and work spaces that are creative and meaningful. Multidisciplinary and holistic learning is an ancient method used in Indian education system as well as the other parts of the world. This is the reason that such type of education system was advocated by scholars like Kautilya, Banabhatta, Plato, and Aristotle among many others. Holistic approach is essentially a student centered strategy rather than a teacher centered one.


Holistic education through courses allied to Humanities is created within the inclusive connections of social and human experience. A curriculum built around such stages is considered holistic if they involve the practices that integrates language acquisition and fills multiple cognitive demands in interlocking activities that spiral learning. Through the applied learning style of a person--mind, body and spirit students will learn more effectively the nuances of language, responsibilities towards social fabrics and ethics.

The approach strives to make a learner construct his own understanding of the text he/she interacts with and converses with others according his understanding. Intensive experiential and group sessions, a co-created learning ambience and hands-on engagement through real-life cases, field trips and internships to make learning exciting, rigorous and transformative. As a part of the holistic approach and its philosophy, a student is educated beyond core academics providing him/her virtuous and holistic education. This helps the students to discover their individuality and comprehend the significance of life purposefully, creatively, and morally in a complex world. Krishnamurti writes If the unity of life and the oneness of its purpose could be clearly taught to the young, how much brighter would be our hopes for the future! (Krishnamurti, J. 1974).

MATHEMATICS

INDIAN MATHEMATICIANS

It is essential to know about the ancient, medieval and modern time Indian mathematicians and their contribution to Science and Mathematics. Ancient Indian mathematicians have contributed immensely to the field of mathematics. The invention of zero is attributed to Indians and this contribution outweighs all other made by any other nation since it is the basis of the decimal number system, without which no advancement in mathematics would have been possible. The number system used today was invented by Indians and it is still called Indo-Arabic numerals because Indians invented them and the Arab merchants took them to the western world.



Here we are introducing some of the important Indian mathematicians from ancient times.

Aryabhata: (500 A. D.) - Studied at the University of Nalanda, which was considered as a great centre of learning. Aryabhata was a great Indian mathematician. He gave the value of " π " as 3.1416, claiming for the 1st time, that it was approximation. Aryabhata also dealt with other aspects of mathematics and Astronomical calculations, namely Geometry, Mensuration, Square root, Cube root, Progression and Celestial sphere. He presented a method to solve an intermediate equation of certain type that are important in astronomy and computer science.



Bhaskara : (1100 A. D.) - was a great Mathematician and Astrologer. He was the first Mathematician to declare confidently that any term divided by ZERO is infinity and the sum of any term and infinity is infinity. His concept of "Tatkalikagati", which means instantaneous motion, used by astronomers to determine the motion of the planet accurately brought credit to him. He explained the solutions of quadratic and cubic equations. He stated the Rolle's theorems in analysis, the mean value theorem.



Srinivas Ramanujan was an Indian Mathematician who made significant contributions to mathematical analysis, Number theory and continued fractions. He made many important contributions in the field of mathematics with his wonderful and unique knowledge. That's why his birthday is celebrated as Mathematics Day.

PHYSICS

The ancient world had considered Physical Sciences, Chemical Sciences, Earth Sciences, Biological Sciences, Mathematical Sciences etc. as study of nature, which were all studied under the banner of Philosophy. Even today, the philosophers are studying Metaphysics which connects physical attributes to mind. Physics is a branch of science which deals with the study of matter and energy. The Physical Science was a matter of interest for all the civilizations including Vedic era of India dating back to over 3000 years. The physical science in ancient India was majorly restricted to Astronomy and Astrology. It was **Kanada**(600 B.C.) who presented holistic approach of physics, by blending science, philosophy and religion through ‘Vaisesika Sutra’. Their essence is the atomic theory of matter. He gave the name ‘Paramanu’ (Atom), to be the indivisible entity of matter. The idea of chemical change was also put forward by Kanada. Bharadwaja is credited with teaching missile technology. Aryabhata(500 A.D.) was a great astronomer. He was the first to state that the earth is round and it rotates on its own axis, creating day and night. He declared that the moon is dark and shines only because of sunlight. Aryabhata contributed greatly to the field of science particularly astronomy. Varaha mihira (500 A.D.) studied astrology and astronomy and declared that the earth was spherical. He also proposed that the moon and planets are lustrous not because of their own light but due to sunlight. Bhaskra (1100 A. D.) was a great scientist his concept of “Tatkalikagati”, which means instantaneous motion, used by astronomers to determine the motion of the planet accurately brought credit to him. Brahmagupta(598 A.D.) calculated the instantaneous motion of a planet, gave correct equations for parallax, and some information related to the computation of eclipses and is widely regarded as one of the most accomplished of the ancient Indian astronomers.

“If you wish to make an apple pie from scratch, you must first invent the universe.” So said astronomer Carl Sagan in an episode of his landmark television series, Cosmos. Embedded in Sagan’s memorable quip is a certain holistic understanding of the universe — a notion that the existence of any one thing is intimately tied to the existence of everything else. There are no apple pies without apples; there are no apples without the proper climate for growing apple trees; there is no proper climate for growing apple trees without a planet on which the apple trees can grow — and so on, all the way back to the Big Bang. Pythagoras and his followers held mathematics in an almost holy regard, and they saw numbers as a basic form of matter. According to their view, all things had numbers, and the objects of the universe — including human societies — were arranged in harmonious mathematical relationships with one another.

All sciences were originated from philosophy. Physics was called natural philosophy until the 19th century, but once it was proven to be correct it was no longer philosophy and became a science. Physics is the science of the natural world, more specifically dealing with the matter, energy, space-time, and fundamental forces that govern the physical world. In physics we study a wide range of physical phenomena from subatomic particles to large galaxies of the material universe, and use empirical data and mathematics to find results and conclusions. Physics is also deeply concerned with arriving at knowledge about the ultimate nature of reality. Since we cannot know whether we have discovered everything which would affect our theories of the universe, all such theories are perpetually subject to modification or change. Mathematics is a language and a tool that we use in physics to explain the universe. Quantum physics is a mathematical description that rules the tiny world of atoms and subatomic particles in our universe. Without quantum physics, much of the information technology that we rely on, from microcircuits to lasers, would not exist. Today many scientists argue that metaphysics plays an important role in quantum mechanics at a deeper level; the nature of reality is all mathematical. This could be an example of how metaphysical assumptions can get in the way of our understanding the paradoxical nature of quantum mechanics. But even when quantum mechanics appears a mystical science of metaphysics, it is not metaphysics but productive science.


Thus, the Physics though has many branches and uses many other branches of science and philosophy, in the past and the present, its aim is to understand the whole universe which is nothing but matter and energy which is seen or unseen.

CHEMISTRY

ANCIENT SEERS OF INDIA – CHEMISTRY

In ancient India, chemistry was called **Rasayan Shastra**, **Rasa-Vidya**, **Rasatantra** and **Rasakriya** all of which roughly mean '*Science of Liquids*'. There also existed chemical laboratories which were called **Rasakriya-nagaram/Rasakriya-shala**, which literally mean '*School where liquids are activated*'. Rigveda (earlier than 1500 BCE) mentions many fermented drinks and methods of fermentation, apart from various metals. Soma juice from the stems of the soma plant was considered a divine drink. The Vedic Indians were acquainted with the art of dyeing with certain natural vegetable colouring matters. A type of pottery, now known as 'Painted Grey Ware', is also associated with the Vedic period.


Ancient chemistry in India grew out of the early efforts to develop an elixir; to turn base metals into gold and on metallurgy. Chemical techniques in India can be traced back all the way to the Indus valley or Harappan civilisation (3rd millennium BCE). Pre-Harappan Indians were acquainted with the art of making baked or burnt clay pottery as well as painting the same with two or more colours (by addition of iron oxide, manganese oxide, etc.). Kautilya's Arthashastra (3rd or 4th century BCE) has a lot of information on prevailing chemical practices. Apart from mines and minerals, it discusses the details of precious stones (pearl, ruby, beryl, etc.); preparation of fermented juices (sugarcane, jaggery, honey, jambu, jackfruit, mango, etc.) and oil extraction.



It is said that **Maharshi Kanada** was the first to propound that the *Parmanu* (atom) was an indestructible particle of matter and that Universe is made up of *Kana*. When matter is divided and subdivided, we reach a stage beyond which no division is possible, the undivisible element of matter is *Parmanu*. Kanada explained that this indivisible, indestructible *y* cannot be sensed through any human organ.



Nagarjuna (931 A.D.) from Somnath in Gujarat was a chemist/chemist, who concentrated his efforts in transforming the base metals into gold. His reputation was such that people believed Nagarjuna to be in communion with gods and goddesses who had blessed him with the power of changing base metals into gold and extracting the 'elixir of life'.



Prafulla Chandra Ray (1861-1944), an Indian chemist, is often referred to as the Father of Chemistry in India. He received his BS in 1882 and his PhD in 1887 from University of Edinburgh. In 1896, he announced a major discovery of a new compound, mercurous nitrite.

Today's Science and Technology has been greatly inspired by the contributions of these wise seers. Indians have continued to show their global impact in the Field of Science.



In the 21st century, biochemist **Har Gobind Khorana** won the Nobel Prize (1968) for demonstrating how the nucleotides in nucleic acids control the synthesis of proteins.

Thus, the seers of ancient India have contributed significantly in the development of Modern Chemistry.

BIOTECHNOLOGY

Biology for Engineers

Science deals with matter. It is based on starting from scratch with what a human can observe, test, and rationalize. Ancient sages have worked hard to be seen as the only reliable providers of knowledge to the world. In 1875, the Vymaanika Shaastra, a 4th Century BC text written by Sage Bharadwaj was discovered in a temple in India. It contains 3000 shlokas in 8 chapters which was physically delivered by the ancient Hindu Sage Bharadwaj. The book greatly deals with the operation of ancient vimanas and included information on steering, precautions for long flights, protection of the airships from storms and lightning and how to switch the drive of solar energy or some other form of energy. One of the chapter will reveal the secrets of constructing aeroplanes that cannot be broken or cut, that is indestructible, that is fire resistant. It also deals with the secret of making planes motionless and invisible. It also describes how to defeat the enemy planes etc. as per the Sage Bharadwaj the vimanas were classified as per the Yugas. During the period of Krita Yuga, Dharma was established firmly. The pushpak Vimana which was used by Ravan was an Aerial vehicle. He used this vehicle to kidnap Sita from jungle and took him to his Kingdom Srilanka. Ramayana was during the Treta Yug in which the Vimanas were highly discovered. During this period "Laghima" gave them the power to lighten their vehicle so they can travel freely in the air.

COMPUTER, INFORMATION SCIENCE & ENGINEERING

The Indians (**Aryabhata**, 476 BC - 550 BC) contributed **Zero (0)** to the number system. So that numeric system and computing world found an ease in solving numerical problems using computer programs.

Acharya **Pingala** was an ancient Indian mathematician who lived around 300 BCE. He wrote the Chandaḥśāstra, where he analysed **Sanskrit poetry mathematically**. It also contained the first known explanations of **digit zero, binary numbers, Fibonacci numbers and Pascal's triangle**.

Baudhayana (8th century BCE) composed the Baudhayana Sulba Sutra, which contains examples of Pythagorean triples, such as: (3,4,5), (5,12,13), (8,15,17), (7,24,25) and (12,35,37) as well as a statement of the Pythagorean theorem for the sides of a square: "The rope which is stretched across the diagonal of a square produces an area double the size of the original square."

In Indian astronomy, the study of **trigonometric functions** flourished in the Gupta period, especially due to **Aryabhata (sixth century CE)**, who discovered the **sine function**.

Quadratic equation of the form $ax^2 + bx + c = 0$, $a \neq 0$ and is given by $x = (-b \pm \sqrt{b^2 - 4ac}) / 2a$. was discovered by **Sridharacharya** in the 11th century.

The largest numbers the Greeks and Romans used were 10⁶. In 5000 BC **Indians used numbers as big as 10⁵³** (10 to the power 53) with specific names. The largest used number today is **Tera 10¹²**.

Kaṭapayadi numerical notation is an ancient Indian system to depict letters to numbers for easy remembrance of numbers as **words or verses**.

For example: क(Ka)=1 ख(Ka)=2 ग(Ga)=3 घ(Ga)=4 ङ(Gny)=5 च(Cha)=6 छ(Cha)=7 ज(Ja)=8 झ(Ja)=9 ञ(Nya)=0. The modern **Hasing technique in computing system** which is resembling was then being used in the **Indian Katapayadi system**. For example, the hashing number based on Katapayadi system would be as follows for '**Gurudev**'
 Gu=Ga(is the consonant)=3, Ru=Ra(is the consonant)=2, De=Da(is the consonant)=8
 Va=Va(is the consonant)=4, So Gurudeva = 4823.

In the recent decades, following are the few of the major contributors to the computing world:

1. In 1996 the USB port invented by the **Ajay Bhatt**, an Indian at Intel Oregon which involved low level **programs delt with embedded C Language** to perform flexible IO transfer and opened up an area to use plug-and-play devices efficiently.
2. The Pentium chip invented by **Vinod Dham**, that **made C compiler to speed up the program execution** and do well with **GUI applications (both System and User Level) that are written in C language**.
3. **Amit Singhal** is an Indian who rewrote (search engine in 2001) the **google algorithm** (C language coding embedded with Assembly Language service routines in Windows and Unix/Linux). Then on the Google processes over 40,000 search queries every second on average which translates to over **3.5 billion searches per day and 1.2 trillion searches per year** worldwide.

Few of the contribution as Author of CP and Educators of C language:

1. **Yashavant Kanetkar** is an Indian computer science author, known for his varieties of C Programming books.
2. **E. Balagurusamy : An Computer scientist** known for **Programming in ANSI C**.

ELECTRONICS AND COMMUNICATION ENGINEERING

The idea of a holistic approach to engineering design and education has been envisioned to meet the perceived and emerging needs for innovation in the 21st century. Many engineering educators, practicing engineers and engineering students have already recognized the gaps and areas of potential improvements in the knowledge acquisition process implemented in current engineering degree programs when compared to current societal and technological issues and developments.

Society and humanity have progressed drastically over the past few generations. Engineers as a network of professional problem solvers have been heavily involved in these global communities and the engineering profession is evolving from one that focuses on targeted, isolated issues, to one that embraces challenges that incorporate physical, economic, environmental, and humanitarian aspects.

Currently, engineering students are required to take classes on ethics, liberal studies and technology and society courses, however engineering students are not prefaced with the importance of rounding out their education with these topics, and while social issues are discussed, they are not related to engineering specifically. That being said, explicitly linking the technical aspects of engineering to society is paramount in training effective problem solvers for the 21st century. With some exposure to multi-disciplinary, inter-disciplinary and trans-disciplinary approaches to engineering and design, students will be better prepared for their future careers in industry or research fields.

The functional requirements for the perceived solution were determined by the expected outcomes and what students should take away after experiencing the new educational product. Some of them are:

- students will be inspired and driven to seek opportunities in engineering for environmental, social, medical, and human development/poverty issues.
- students will be able to identify the issues that are emerging from new technology, how to mitigate the negative aspects and reduce the amount of impact, while leveraging the positive outcomes.
- students will have respect and knowledge of the importance of ethics and policy matters in the field of engineering and be able to determine between unethical and an ethical situation in a proactive manner.

The courses should overcome the challenges of the current engineering educational system. Approaching the degree from a holistic perspective. The integrated system that fosters collaboration among faculty and students. A new organizational and pedagogical model, which emphasizes knowledge integration and interweaves thematic content threads throughout the curriculum should be proposed.

- Foundations thread (math and science) Key mathematical concepts lay the foundation for understanding the anchoring concepts in courses throughout the ECE curriculum. The foundations thread unpacks mathematics and physics concepts to help students learn fundamentals in ECE topics like circuits, signals and systems, and electromagnetics. The foundations thread champion spearheads the collaboration between the math and ECE departments to introduce and promote the value and utility of mathematics in ECE courses, as well as the importance of mathematical thinking.
- Creativity thread (research, design, and optimization tools) The creativity thread is intended to integrate research and design throughout the undergraduate experience. By showing the impact of research, students will see the practical applications and potential breakthroughs of fundamental ECE concepts. Likewise, exposing students to design at every level of the undergraduate experience allows them to experience the excitement of engineering by applying their foundational knowledge to a tangible product.
- Professional formation thread (communications, cultural adaptability, ethics, leadership, and teamwork) Partnering with faculty and industry leaders to ensure students develop professional skills meaningfully and effectively to enhance student-industry interactions.

ELECTRICAL AND ELECTRONICS ENGINEERING

Agastya Samshita available at Prince's Library of Ujjain in India, dates back to the first millennium BC, contains a detailed description construction of an electric battery/cell along with way to utilize the battery to 'split' water into its constituent gasses. The method of generating electricity using modern battery cell resembles Agastya's method. The materials used by Sage Agastya for generating electricity were an earthen pot, copper plate, copper sulphate, wet saw dust, zinc amalgam. As quoted in *Agastya Samhita* the open circuit voltage and short circuit current of the prepared cell are 1.138 volts and 23 mA respectively. He articulates 100 earthen pots on water, has the power to change the form of water to oxygen and hydrogen. If hydrogen is contained in an air tight cloth, it can be used in aerodynamics, i.e. it will fly in air. In an iron vessel and in a strong acidic medium, gold or silver nitrate covers copper with a layer of gold or silver. The copper that is covered by gold is called *Shatakumbha* or artificial gold.

Rao Saheb Krishnaji Vajhe, an engineer from Pune while reading books related to science found the pages of *Agastya Samhita* with Damodar Tryambak Joshi of Ujjain. Dr. M. C. Sahastrabuddhe, the Head of the Sanskrit Department in Nagpur, when reading *Agastya Samhita* found the similarity of it with of Daniel Cell. He requested P.P. Hole, the Professor of Engineering at Nagpur to investigate on the same.

On the basis of the descriptions in *Agastya Samhita* Mr. Hole and his friend started preparing the apparatus for the experiment. While preparing the set up they could not understand the meaning of *shikhigreeva* and while checking the Sanskrit dictionary, they understood that it meant the neck of a peacock. They went to Maharaja Park and asked the chief when a peacock would die. The chief was very angry and asked them to give in an application. After few days during a conversation with an Ayurveda expert he confirmed that *shikhigreeva* is copper sulphate, which solved their problem. Thus, a cell was formed and it had an open circuit voltage of 1.38 volts and short circuit current of 23 milli amperes. The results of the experimentation were communicated to Dr. M.C. Sahastryabuddhe. It was exhibited fourth general meeting at the Swadeshi Vigyan Sanshodhan Sanstha, Nagpur on August 7, 1990 to the scholars. It was concluded that the description was of an electric cell

On the basis on *Agastya Samhita* and other scriptures, Rao Saheb Vajhe, who spent his life in rummaging the Indian scientific scriptures, gave different names to electricity. The six ancient terminologies for electricity are:

- Tadit—produced by friction from leather or silk,
- Saudamini—produced by friction from gems or glass,
- Vidyut— from clouds or steam,
- Shatakoti alias Shatakumbhi—produced from a battery of hundreds of cells,
- Hradini—obtained from storage cells,
- Ashani—the one emanating from a magnetic rod.

MECHANICAL ENGINEERING

Mechanical engineering is one of the oldest disciplines of engineering, which requires the knowledge of mathematics, materials, physics and other engineering technologies. It is concerned with materials, processes and machines and requires the concepts of forces, moments, energy, entropy, work etc. The developments that are visible in all spheres of life have connection to mechanical engineering. Engineering has made a significant contribution in the development of civilizations and contribution of mechanical engineering in areas like construction of large scale structures including for irrigation, architecture, military etc. is significant. Difficult problems of the society have been solved using simple concepts of mechanical engineering, say for eg. use of lever principle to move heavy objects. In fact, mechanical engineering made a significant contribution to the first cycle of industrial revolution, i.e., industrial revolution 1.0 during the 18th century. James Watt is often called the ‘Father of Mechanical Engineering’, as his invention of steam engine led to significant developments during the industrial revolution and beyond. The earliest computers were mechanical devices with electronics.

Significant contributions have been made during the Vedic ages and the first ever mechanical device that was invented was wheel and potter. Surmyam Suiramiva identified metals like Fe, Cu, Ag, Au etc., during the Vedic times. People knew about materials and material processing during those times and identified terminologies for the same in Sanskrit and produced gold and silver coins.

Seers like Tritala, Jalayan, Karaa, Vayurathaa and Vidyutrathaa discovered about aerodynamics during Rig Veda period, much before Wright Brothers discovered about aero planes. Computational Fluid Dynamics (CFD) analysis, which we are talking about today for different analysis, was there in the Vimana Shastra slokas.

Mechanical and manufacturing technology of ancient India ensured processing of natural products and their transformation into goods of trade, commerce and export.

Many scientists have made significant contributions to this domain. Leonardo da Vinci (16th century) studied and designed many mechanical systems that were related to transportation and warfare. In 17th century, Isaac Newton contributed the Laws of Motion used in several applications. Rudolf Diesel (18th century) was a German inventor, who created the first successful diesel engine and today diesel engines play a very important role in the transport and power sector in the world. Carl Frederick Benz (18th century) was a German automotive engineer, who developed the first practical automobile.

Mechanical engineering has evolved over the years and today the advent of computer and IT tools has facilitated better mechanical engineering in terms of design, analysis, and manufacturing. A mechanical engineer needs to work in multiple domains and needs to possess multiple skills like design, redesign, analyze, test, manufacture etc. It has been one of the founding disciplines of engineering and has contributed and will keep contributing to the growth and developments in this physical world.

CIVIL ENGINEERING

Indian civilization was the oldest civilization in the world and has a strong tradition of science and technology. It was the land of sages, seers, scholars, and scientists. Hinduism is a knowledge-based civilization, the Vedic texts should not be ignored dismissed as mythologies or as the work of imagination or just containing some moral stories. The Veda means knowledge and they contain relevant knowledge otherwise these texts would not have survived the millennia years of the historic storm. Let us know some of the great work done in ancient times.

Ancient India not only practised scientific methods of design and construction but also documented them for future generations. Here are some tips given by ancient sages on selection of site and construction

(1) Vishwakarma Vastu Shastra- Vishwakarma explains the first point of construction in the ancient book Vastu Shastra – ‘पूर्व भूमिं परिक्ष्येत पश्चात् वास्तु प्रकल्पयेत्’, This means that before construction one should test the land. Vishwakarma further says that construction should not be done on the land which is very mountainous or on land with large cracks. Vastu shastra literally "science of architecture" are texts on the traditional Indian system of architecture. These texts describe principles of design, layout, measurements, ground preparation, space arrangement, and spatial geometry. The designs aim to integrate architecture with nature, the relative functions of various parts of the structure, and ancient beliefs utilising geometric patterns (yantra), symmetry, and directional alignments.

(2) Kashyap Shilpa (Craft) – In this ancient book, Kashyap Rishi has said that the foundation should be dug until water is seen because this way you would ensure that you have reached the rock level and the foundation would be strong.

(3) Bhṛigu Samhita – In this scripture saint Bhṛigu says that before buying land, one should test it for form, colour, juice, smell and touch. Rishi Bhṛigu also explains its methods in his book.

Ancient cities of India found on the basis of archaeological discoveries:

- Rama was the world's first king to build a bridge across the sea. But he did not do it on his own. He sought the help of a great engineer called Nala according to Valmiki Ramayana. Any wise man will seek local knowledge when he ventures into new places. Nala knew the shallow areas across the sea in and around Tamilnadu. American space agency NASA also confirmed that there was a bridge through the satellite pictures. Any wise engineer will use such naturally elevated areas instead of deep waters to build a bridge.
- Bageeratha changed the course of the mighty river Ganges. The vast forest areas of modern Bihar, Uttar Pradesh, and West Bengal were made into fertile lands by his marvelous engineering feat. In those days very few people lived in those jungles. Puranas say that Bageeratha did penance for several thousand years to do this that too 'standing in one foot'. This is a phrase Indians use very often. Even the great Tamil poet Tiruvalluvar uses the simile of Stork that stands in one foot to catch a fish. This is the hidden language to say that he tried for a very long time with focused attention.
- Vedic Saint Agasthya discovered the land route to South India via Vindhya. The Puranas say that he "subdued the arrogance of the hills", this is hidden language. Till Agastya's this great discovery kings and travellers used only sea routes. Since they knew the secret of monsoon winds they can travel to West Bengal or Maharashtra from Sri Lanka in a few months' time.
- Uparichara Vasu, an ancient king made mountain passes for the benefit of land travellers. He was a Vasu king ruling over the Chedi kingdom. Mahabharata says that he kicked the Kolahal Mountain which was blocking the flow of the Shaktimati River. This is a hidden language to say that he diverted the river for irrigation by cutting the hills.
- In short Bageerathan, Agastya, and Uparichara Vasu are the earliest engineers who built dams across the rivers. But unlike modern engineers, they did not use cement or mortar but they used the hills themselves. To avoid the force they made checks and balances. They use a hidden language saying that Shiva bore the force when Ganga came down from heaven.
- Parasuraman retrieved a lot of lands and gave it to Indians. A Pandya king called Nilam Tharu Vil Nediyan built sea walls to prevent the sea from invading the land.
- Balraman always travelled with an axe to clear the forests and make them cultivable. He was a great agriculturist. When Krishna spent most of his time in politics, his brother Balarama did constructive work.

- The Mohanjodaro, created 3000 years ago, is considered as a wonderful piece of civil engineering. Found in archaeological excavations even the ruins prove that this town was well settled and its buildings and roads – all were made using symmetry and geometrical measurements. The roads found in this city were straight and were made from east to west and north to south and surprisingly they were at an angle of 90 degrees from each other. Buildings were also constructed in proportion. The intersection of the corners, the heights of the walls was equal. The city had public buildings, gardens, a restaurant, a large public bath as well as residential buildings. There was a provision for bathroom, living room etc in the residential buildings. The public buildings were 11.82m long, 7.01m wide and 2.44m high, and there were two streams of water. The building material and bricks of the walls were coated with a substance on which there was no effect of water. Archaeological research shows that people living here were well-versed in the construction techniques.
- Indus Valley Cities such as Harappa, Mohanjadaro, Lothal, Dholavira, Kalibangan need no new interpretations. The well-laid cities with uniform brick structures, Great Bath, most hygienic drainage systems, grain storage barns, and wells are all already well known to the world.
- Dwarka, also known as Lord Krishna's city, also narrates a similar story. Dr S R Rao discovered Dwarka in the archaeological excavation and found that the ancient city (Dwarka Nagar) was well built and settled. There was a wall around the city. The stones used for the construction of buildings did not erode despite the fact that the city was very close to the sea. Two-storey buildings, roads and water system are also found in the city. Copper, bronze and some alloys with zinc mixed up to 34 percent have also been found during the excavation. The size of columns, windows, etc reveals that they were designed with a complete mathematical precision.
- South Indian Tamil saint Appar always travelled with a pickaxe to clear the bushes from the temple towers. He simply followed Balarama. Great Chola king Karikalan built a dam across river Cauvery in Kal Anai. The Grand Anicut was an engineering wonder of ancient Tamils. It was built around the 1st century AD. Big temples of India, the number of which runs into thousands, stand as monumental proof for the engineering skills of Indians. Mamallapuram and other Pallavacave temples are well-known milestones in Indian architecture.
- The Group of Monuments at Hampi are also recognized as a UNESCO World Heritage Site. The Vittala temple—the stone chariot – is the most iconic symbol of Hampi. The Virupaksha Temple at Hampi was built in the seventh century by the Chalukya rulers.



Virupaksha and Vittala Temple in Hampi

Scheme & Syllabus for
B. Tech. (Electronics and Communication Engineering)
III – VIII Semester

**DEPARTMENT OF ELECTRONICS AND COMMUNICATION
ENGINEERING**

2023-27

B.Tech. (EC) Scheme

B.Tech. (EC): Scheme of Teaching and Examinations 2023-27

Outcome Based Education (OBE) and Choice Based Credit System (CBCS)

(Effective from the academic year 2023 - 24)

2nd Year Scheme

III SEMESTER													
Sl. No.	Course and Course code		Course Title	Teaching Dept.	Teaching Hours/Week				Examination				Credits
					Theory Lecture	Tutorial	Practical/ Drawing	PBL	Duration in hr	CIE Marks	SEE Marks	Total Marks	
					L	T	P	J					
1.	BSC	MA2004-1	Vector Calculus & Transform Techniques	MA	3	0	0	0	03	50	50	100	3
2.	IPCC	EC2001-1	Analog Electronic Circuits – I	EC	2	2	2	0	03	50	50	100	4
3.	IPCC	EC2003-1	Digital System Design with Verilog	EC	3	0	2	0	03	50	50	100	4
4.	PCC	EC2105-1	Network Theory and Control Systems	EC	3	0	0	0	03	50	50	100	3
5.	PCC	EC2106-1	Signals and Systems	EC	3	0	0	0	03	50	50	100	3
6.	PCC	EC2602-1	Python Programming Lab	EC	0	0	2	0	03	50	50	100	1
7.	HSMC	HU2001-1	Enhancing Self Competence	HU	2	0	0	0	03	50	50	100	2
8.	MNC	HU1003-1	Kannada (Balake / Samskrithika)	HU	1	0	0	0	-	50	-	50	0
9.	HEC	HU1005-1	Essence of Indian Culture	Any	1	0	0	0	-	50	-	50	0
TOTAL					18	2	6	0	21	450	350	800	20

Course prescribed to lateral entry Diploma holders admitted to III semester of Engineering programs													
10	MNC	MA1011 – 1	Bridge course – Calculus & Laplace Transforms	MA	3	0	0	0	3	100	0	100	0

IV SEMESTER

Sl. No.	Course and Course code		Course Title	Teaching Dept.	Teaching Hours/Week				Examination				Credits
					Theory Lecture	Tutorial	Practical/ Drawing	PBL	Duration in hr	CIE Marks	SEE Marks	Total Marks	
					L	T	P	J					
1.	BSC	MA2008-1	Probability Theory and Numerical Methods	MA	3	0	0	0	03	50	50	100	3
2.	IPCC	EC2002-1	Analog Electronic Circuits – II	EC	2	2	2	0	03	50	50	100	4
3.	IPCC	EC3003-1	Digital Signal Processing	EC	3	0	2	0	03	50	50	100	4
4.	PCC	EC2101-1	Communication Systems – I	EC	3	0	0	0	03	50	50	100	3
5.	PCC	EC2102-1	Electromagnetic Wave Theory	EC	3	0	0	0	03	50	50	100	3
6.	PCC	EC3603-1	System Verilog Lab	EC	0	0	2	0	03	50	50	100	1
7.	HSMC	HU1004-1	Universal Human Values	HU	1	0	0	0	01	50	50	100	1
8.	AEC	ME1654-1	Innovations and Design Thinking	ME	1	0	0	0	01	50	50	100	1
9.	VEC	ECx5xx-1	Department specific Vocational Education Course	EC	0	0	2	0	03	50	50	100	1
10.	UCC	UC1001-1	Internship – I (Activity based Internship)		Mandatory Intra Institutional Activity based Internship of 2 weeks duration (80 - 90 h) to be completed during the vacations of I & II Semesters. Lateral entry students have to complete the Internship - I during the vacation of III semester					100	-	100	2
TOTAL					16	2	8	-	23	550	450	1000	23

Course prescribed to lateral entry Diploma holders admitted to III semester of Engineering programs

11	MNC	MA1013-1	Bridge course - Probability & Differential Equations	MA	3	0	0	0	3	100	0	100	0
----	-----	----------	--	----	---	---	---	---	---	-----	---	-----	---

EC3551 – 1 Hardware Testing and Debugging

EC3552 – 2 Introduction to PCB Design and Fabrication

B.Tech. (EC): Scheme of Teaching and Examinations 2023-27

Outcome Based Education (OBE) and Choice Based Credit System (CBCS)

(Effective from the academic year 2023 - 24)

3rd Year Scheme

V SEMESTER

V SEMESTER													
Sl. No.	Course and Course code		Course Title	Teaching Dept.	Teaching Hours/Week				Examination				Credits
					Theory Lecture	Tutorial	Practical/ Drawing	PBL	Duration in hr	CIE Marks	SEE Marks	Total Marks	
					L	T	P	J					
1.	IPCC	EC3002-1	Computer Networks and Cyber Security	EC	3	0	2	0	3	50	50	100	4
2.	IPCC	EC2004-1	Microcontrollers	EC	3	0	2	0	3	50	50	100	4
3.	PCC	EC3101-1	Communication Systems – II	EC	3	0	0	0	3	50	50	100	3
4.	PCC	EC3601-1	Communication Systems Lab	EC	0	0	2	0	3	50	50	100	1
5.	PEC	ECXXXX-1	Professional Elective-I [Group-1]	EC	3	0	0	0	3	50	50	100	3
6.	HSMC	HU1006-1	Introduction to IPR	Any Dept	1	0	0	0	1	50	50	100	1
7.	AEC	ECx6xx-1	Program Specific Ability Enhancement Course	EC	1	0	2	0	3	50	50	100	2
		ME1659-1	Research Methodology	Any Dept	2	0	0	0					
8.	AEC	HU1007-1	Social Connect & Responsibility	Any Dept	1	0	0	0	1	50	50	100	1
9.	AEC	UM1003-1	Employability Skill Development	EC	1	0	0	0	-	50	-	50	1
TOTAL					16/17	0	8/6	-	20	450	400	850	20

VI SEMESTER													
Sl. No.	Course and Course code		Course Title	Teaching Dept.	Teaching Hours/Week				Examination				Credits
					Theory Lecture	Tutorial	Practical/ Drawing	PBL	Duration in hr	CIE Marks	SEE Marks	Total Marks	
					L	T	P	J					
1.	IPCC	EC3006-1	VLSI Design	EC	3	0	2	0	3	50	50	100	4
2.	PCC	EC2103-1	Internet of Things	EC	3	0	0	0	3	50	50	100	3
3.	PCC	EC2601-1	IoT Lab	EC	0	0	2	0	3	50	50	100	1
4.	PEC	ECXXXX-1	Professional Elective - II [Group-1]	EC	3	0	0	0	3	50	50	100	3
5.	PEC	ECXXXX-1	Professional Elective - III [Group-2]	EC	3	0	0	0	3	50	50	100	3
6.	OEC	XXX5XX-1	Open Elective –I	Any Dept	3	0	0	0	3	50	50	100	3
7.	HSMC	MG1002-1	Operations Research and Project Management	EC	3	0	0	0	3	50	50	100	3
8.	AEC	HU1008-1	Life Skills for Engineers	Any Dept	1	0	0	0	1	50	50	100	1
TOTAL					19	0	4	-	22	400	400	800	21

B.Tech. (EC): Scheme of Teaching and Examinations 2023-27

Outcome Based Education (OBE) and Choice Based Credit System (CBCS)

(Effective from the academic year 2023 - 24)

4th Year Scheme

VII SEMESTER

VII SEMESTER													
Sl. No.	Course and Course code		Course Title	Teaching Dept.	Teaching Hours/Week				Examination				Credits
					Theory Lecture	Tutorial	Practical/ Drawing	PBL	Duration in hr	CIE Marks	SEE Marks	Total Marks	
					L	T	P	J					
1.	IPCC	EC3001-1	Antenna and Microwave Systems	EC	3	0	2	0	3	50	50	100	4
2.	PCC	EC3602-1	Power Electronics and Control Systems Lab	EC	0	0	2	0	3	50	50	100	1
3.	PEC	ECXXXX-1	Professional Elective – IV [Group-1]	EC	3	0	0	0	3	50	50	100	3
4.	PEC	ECXXXX-1	Professional Elective – V [Group-2]	EC	3	0	0	0	3	50	50	100	3
5.	OEC	XXX5XX-1	Open Elective –II	Any Dept	3	0	0	0	3	50	50	100	3
6.	HSMC	MG1003-1	Management & Entrepreneurship	EC	3	0	0	0	3	50	50	100	3
7.	HEC	HU1009-1	Indian Knowledge Systems	Any Dept	1	0	0	0	-	50	-	50	1
8.	UCC	UC3001-1	Major Project Phase I	EC	-	-	4	-	-	100	-	100	2
TOTAL					16	0	8	-	18	450	300	750	20

VIII SEMESTER													
Sl. No.	Course and Course code		Course Title	Teaching Dept.	Teaching Hours/Week				Examination				Credits
					Theory Lecture	Tutorial	Practical/ Drawing	PBL	Duration in hr	CIE Marks	SEE Marks	Total Marks	
					L	T	P	J					
1.	UCC	UC2001-1	Internship- II (Societal internship and Research/Industry Internship)	Any	Mandatory Societal internship for 2 weeks (80 – 90 h) and Research Internship / Industry Internship of 6 weeks (240 – 270 h) or Research Internship / Industry internship for a total of 8 weeks (320 – 360 h)to be completed in one/two stretches during the vacation periods between IV to VII semesters				3	50	50	100	8
2.	UCC	UC3002-1	Major Project Phase II	EC	Student should carry out project in research institute/industry/intra institute Canter of Excellences. Two contact hours /week for interaction between the project guide and students.				3	100	100	200	8
TOTAL					-	-	-	-	6	150	150	300	16

Soft Core Courses [PCC]	
Course Code	Course Title
EC2104-1	Instruments & Measurement
EC3102-1	Information Theory and Error Control Coding
EC3103-1	Introduction to Cyber Physical System Security
EC3104-1	Linear Control Systems
EC3105-1	Power Electronics

Department Specific Vocational Education Courses [VEC]	
Course Code	Course Title
EC3551-1	Hardware Testing and Debugging
EC3552-1	Introduction to PCB Design and Fabrication

Program Specific Ability Enhancement Courses [AEC]	
Course Code	Course Title
ME1659-1	Research Methodology
EC2651-1	Technical Content Writing
EC3651-1	Circuit Simulation using SPICE
EC3652-1	Problem Solving using MATLAB
EC3653-1	Problem Solving using SIMULINK

List of Professional Elective Courses [PEC]			
Group-1		Group-2	
Communication Stream			
Code	Elective Course Title	Code	Elective Course Title
EC3201-1	RF Circuit Design	EC4301-1	Multimedia Communication
EC3202-1	Satellite Communication Systems	EC4302-1	Wireless Communication
EC4201-1	Optical Communication Systems		
Signal Processing Stream			
Code	Elective Course Title	Code	Elective Course Title
EC3211-1	DSP Processors and Architectures	EC4311-1	Filter Theory and Applications
EC4211-1	Advanced Signal Processing	EC4312-1	Speech Processing
EC4212-1	Image Processing and Feature Engineering		
Embedded Systems Stream			
Code	Elective Course Title	Code	Elective Course Title
EC2221-1	Computer Operating Systems	EC3321-1	Embedded Linux
EC3222-1	Embedded Systems	EC3322-1	Real Time Operating Systems
EC3221-1	Advanced Processors for Embedded Systems		
VLSI Stream			
Code	Elective Course Title	Code	Elective Course Title
EC3231-1	Analog CMOS Design	EC4331-1	Low Power VLSI Design
EC3232-1	Automation using Scripting Languages	EC4332-1	Mixed Signal VLSI Design
EC4231-1	MEMS and IC Integration		
Autotronics Stream			
Code	Elective Course Title	Code	Elective Course Title
EC2241-1	Automotive Sensors and Power Systems	EC2341-1	Automotive Networking
EC2242-1	e-Vehicle Technology	EC2342-1	Telematics and Infotainment System

EC3241-1	Automotive Fault Diagnosis		
Networking & Cyber Security Stream			
Code	Elective Course Title	Code	Elective Course Title
EC2251-1	Cloud Computing	EC4352-1	Advanced Cyber Security
EC4252-1	Information Security	EC4351-1	AdHoc and Sensor Networks
EC4252-1	High Performance Communication Networks		
Artificial Intelligence and Machine Learning Stream			
Code	Elective Course Title	Code	Elective Course Title
EC2261-1	Linear Algebra	EC3361-1	Artificial Neural Networks & Deep Learning
EC3261-1	Artificial Intelligence	EC3362-1	Natural Language Processing
EC3262-1	Machine Learning		
Information Technology Stream			
Group-1		Group-2	
Code	Elective Course Title	Code	Elective Course Title
EC2272-1	Data Structures and Algorithms	EC3371-1	Django Web Development with Python
EC2271-1	Big Data Analysis with SQL	EC2371-1	Object Oriented Programming in JAVA
EC3272-1	Mobile Application Development		

Basic Science Courses

VECTOR CALCULUS & TRANSFORM TECHNIQUES

Course Code:	MA2004-1	Course Type:	BSC
Teaching Hours/Week (L: T: P: S):	3:0:0:0	Credits:	03
Total Teaching Hours:	40+0+0	CIE + SEE Marks:	50+50
Prerequisite	MA1001-2		

Teaching Department: Mathematics

Course Objectives:

- | | |
|----|---|
| 1. | Apply operators like gradient, divergence and curl to both scalar as well as vector functions. |
| 2. | Evaluate surface and volume integrals in terms of line integrals using various integral theorems. |
| 3. | Identify the functions in engineering problems as analytic function and their study as a function of a complex variables. |
| 4. | Study Cauchy's theorem and formulae, and specify some difficult integration that appear in applications can be solved by complex integration. |
| 5. | Perform Fourier analysis on non-sinusoidal periodic signals and apply Z-transform technique to solve difference equations. |

UNIT-I

Vector Calculus	15 Hours
Vector algebra (review), vector differentiation-gradient, directional derivatives, divergence, curl, Laplacian, solenoidal and irrotational vectors. Curvilinear, spherical and cylindrical co-ordinates. Vector integration: Line, surface & volume integrals. Green's, Gauss divergence & Stoke's theorems and applications.	

UNIT-II

Theory of Complex Variables	15 Hours
Functions of complex variables, Cauchy Riemann equations, properties of analytic functions, conformal mapping, bilinear transformations. Line integrals in complex plane, Cauchy's theorem, Cauchy's integral formula. Power series, Taylor's and Laurent's series. Residues, Cauchy's residue theorem. Evaluation of standard real integrals using contour integration.	

UNIT-III

Fourier Series & Z-Transforms	10 Hours
Periodic functions, Euler's formulae, Trigonometric Fourier series. Z transforms: Z-transforms of standard functions, Bilateral Z- Transform. ROC, linearity, Time shift, Convolution, Scaling & Differentiation in Z-Domain, Time reversal property, Initial and Final Value Theorems. Inverse Z-transform: Partial Fraction Method, Power series/ division method, Contour integral Method. Unilateral Z-Transform: Properties, Solution of difference equations.	

Course Outcomes: At the end of the course student will be able to

- | | |
|----|--|
| 1. | Solve the vector functions and their derivatives for engineering applications. |
| 2. | Demonstrate the applications of Gauss divergence and Stoke's theorem. |
| 3. | Solve Engineering problems using complex variable techniques. |
| 4. | Illustrate the concept of complex variables and line integrals in complex plane. |
| 5. | Apply the analytical technique to express periodic function as a Fourier sine and cosine Series and apply the concepts of Z- transforms to solve engineering problems. |

Program Outcomes→	1	2	3	4	5	6	7	8	9	10	11	12	PSO↓	
↓ Course Outcomes													1	2
MA2004-1.1	2	3	-	-	-	-	-	-	-	-	-	-	-	-
MA2004-1.2	2	3	-	-	-	-	-	-	-	-	-	-	-	-
MA2004-1.3	2	3	-	-	-	-	-	-	-	-	-	-	-	-
MA2004-1.4	2	3	-	-	-	-	-	-	-	-	-	-	-	-
MA2004-1.5	2	3	-	-	-	-	-	-	-	-	-	-	-	-

1: Low 2: Medium 3: High

TEXTBOOKS:	
1.	B. S. Grewal, “Higher Engineering Mathematics”, 43 rd edition.
2.	Kreysizg, “Advanced Engineering Mathematics”, John Wiley and Sons, 6 th Edition.
REFERENCE BOOKS:	
1.	Wylie Ray, “Advanced Engineering Mathematics”, 6 th edition, McGraw Hill.Inc.
2.	Murray R. Spiegel, “Vector Analysis”, Schuam Publishing Co.
E Books / MOOCs/ NPTEL	
1.	http://nptel.ac.in/courses/111106100
2.	http://nptel.ac.in/courses/111106139
3.	http://nptel.ac.in/courses/111107111

PROBABILITY THEORY AND NUMERICAL METHODS																	
Course Code:				MA2008-1				Course Type:				BSC					
Teaching Hours/Week (L: T: P: S):				3:0:0:0				Credits:				03					
Total Teaching Hours:				40+0+0				CIE + SEE Marks:				50+50					
Prerequisites				MA1001-1													
Teaching Department: Mathematics																	
Course Objectives:																	
1.	Understand the concept of probabilistic models for situation involving chance effect.																
2.	Study different types of probability distributions.																
3.	Apply interpolation technique in real life problems																
4.	Apply numerical differentiation and integration methods, where the function is a																
5.	Complicated expression or given in terms of tabular values or not possible to evaluate																
UNIT-I																	
Probability Theory														15 Hours			
Finite sample space, probability and conditional probability and independence, Bayes' theorem. One dimensional random variable: discrete and continuous random variable, probability functions, cumulative distribution function, expectation and variance. Two Distributions: Binomial, Poisson, Normal and exponential distributions																	
UNIT-II																	
Finite Differences and Interpolation														15 Hours			
Finite differences: forward, backward and central difference operators, Newton-Gregory forward and backward interpolation formulae, Lagrange's interpolation formula, Lagrange's Inverse interpolation formula. Newton's divided difference interpolation formula.																	
Numerical Differentiation: Numerical differentiation using Newton's forward & backward formulae.																	
Numerical integration: General quadrature formula, Trapezoidal rule, Simpson's one third rule, Simpson's three eighth rule.																	
UNIT-III																	
Numerical Methods														10 Hours			
Solution of algebraic and transcendental equations: Regula falsi Method and Newton Raphson Method.																	
Numerical solution of ordinary differential equations: Taylor's series method, modified Euler's method and 4th order Runge –Kutta method, Predictor-Corrector methods																	
Numerical solution of partial differential equations: Solution of Laplace and Poisson equations by standard five point formulae, solution of heat and wave equations.																	
Course Outcomes: At the end of the course student will be able to																	
1.	Demonstrate and appreciate probabilistic models for situations involving chance effect.																
2.	Illustrate the applications different types of distributions for engineering problems.																
3.	Using finite differences and interpolation technique in solving real life problems																
4.	Understand the numerical differentiation and integration methods and be able to apply these methods to solve engineering problems																
5.	Apply numerical methods to solve partial differential equations.																
Course Outcomes Mapping with Program Outcomes & PSO																	
	Program Outcomes→			1	2	3	4	5	6	7	8	9	10	11	12	PSO↓	
	↓ Course Outcomes															1	2
	MA2008-1.1			2	3	-	-	-	-	-	-	-	-	-	-	-	-

	MA2008-1.2	2	3	-	-	-	-	-	-	-	-	-	-	-	-
	MA2008-1.3	2	3	-	-	-	-	-	-	-	-	-	-	-	-
	MA2008-1.4	2	3	-	-	-	-	-	-	-	-	-	-	-	-
	MA2008-1.5	2	3	-	-	-	-	-	-	-	-	-	-	-	-
1: Low 2: Medium 3: High															
TEXTBOOKS:															
1.	B. S. Grewal, “Higher Engineering Mathematics”, 43 rd Edition, Khanna publishers, 2012.														
2.	P. L. Meyer, “Introduction of probability and Statistical applications”, Second Edition, American Publishing Co., 1975.														
REFERENCE BOOKS:															
1.	Kreysizg, “Advanced Engineering Mathematics”, John Wiley and Sons, 6 th Edition.														
2.	S. S. Sastry, “Introductory methods of Numerical Analysis”, 2 nd Edition, Prentice Hall, 1990.														
3.	Wylie Ray, “Advanced Engineering Mathematics”, 6th Edition, McGraw Hill.Inc														

Bridge Courses for Lateral Entry Students

BRIDGE COURSE - CALCULUS & LAPLACE TRANSFORMS (COMMON TO CV\EC\EE\ME)

Course Code:	MA1011-1	Course Type:	MNC
Teaching Hours/Week (L: T: P: S):	3:0:0:0	Credits:	0
Total Teaching Hours:	40+0+0	CIE + SEE Marks:	100+00

Teaching Department: Mathematics

Mandatory Non – credit course (MNC):

This course is prescribed to the lateral entry Diploma holders admitted to III semester of BE/B.Tech., programs, they shall attend the classes during the respective semesters to complete all the formalities of the course and appear for the Continuous Internal Evaluation (CIE). In case, any student fails to register for the said course/fails to secure the minimum 40 % of the prescribed CIE marks, he/she shall be deemed to have secured an F grade. In such a case, the student has to fulfill the requirements during subsequent semester/s to appear for CIE.

MNC Courses shall not be considered for vertical progression as well as for the calculation of SGPA and CGPA, but completion of the courses shall be mandatory for the award of degree

Course Objectives:

This course will enable the students to master the basic tools of differential calculus, partial differentiation, Laplace Transforms and Integration and become skilled for solving problems in science and engineering.

UNIT-I

DIFFERENTIAL CALCULUS **07 Hours**

Limit, continuity, differentiation rules-product rule, quotient rule and chain rule. Taylor's series, Maclaurin's series of simple functions in single variable.

PARTIAL DIFFERENTIATION **08 Hours**

Definition, simple problems to find partial differentials, total differentiation, differentiation of composite functions, illustrative examples and problems. Taylor's and Maclaurin's series for a function of 2 variables.

UNIT-II

LAPLACE TRANSFORMS **07 Hours**

Definitions, transforms of elementary functions, transforms of derivatives and integrals- properties.

INVERSE LAPLACE TRANSFORM **08 Hours**

Inverse Laplace transforms and properties. Solutions of ordinary differential equations. Applications to engineering problems.

UNIT-III

INTEGRAL CALCULUS-I **5 Hours**

Introduction, rules of integration, solution of integrals using the methods-substitution and partial fraction, integrals of standard functions, definite integral, simple problems.

INTEGRAL CALCULUS-II **5 Hours**

Double integrals, change of order of integration, change in to polar coordinates. Triple integrals, simple Problems and applications.

Course Outcomes: At the end of the course student will be able to

- | | |
|----|--|
| 1. | Learn the concept of limit, continuity, differentiability and Taylor's theorem. |
| 2. | Learn the concept of partial differentiation of a function with two or more independent variables. |
| 3. | Apply the concept of Laplace transform in engineering applications. |
| 4. | Find the inverse Laplace transform and hence to solve differential equations |
| 5. | Apply the notion of multiple integrals to find areas and volumes. |

Course Outcomes Mapping with Program Outcomes & PSO

Program Outcomes→	1	2	3	4	5	6	7	8	9	10	11	12	PSO↓	
↓ Course Outcomes													1	2
MA1011-1.1	3	2	-	-	-	-	-	-	-	-	-	-	-	-
MA1011-1.2	2	2	-	-	-	-	-	-	-	-	-	-	-	-
MA1011-1.3	3	1	-	-	-	-	-	-	-	-	-	-	-	-
MA1011-1.4	3	2	-	-	-	-	-	-	-	-	-	-	-	-
MA1011-1.5	3	2	-	-	-	-	-	-	-	-	-	-	-	-

1: Low 2: Medium 3: High
TEXTBOOKS:

1. B.S. Grewal, "Higher Engineering Mathematics", Khanna Publications, 43rd Edition, 2015.
2. Erwin Kreyszig, "Advanced Engineering Mathematics", John Wiley and Sons, 10th Edition (Reprint), 2016.

REFERENCE BOOKS:

1. G. B. Thomas and R. L. Finney, "Calculus and Analytic Geometry", Pearson, 2002.
2. T. Veerarajan, "Engineering Mathematics", McGraw-Hill, New Delhi, 2008.
3. B. V. Ramana, "Higher Engineering Mathematics", Tata Mc Graw –Hill, New Delhi, 2010.

BRIDGE COURSE - PROBABILITY & DIFFERENTIAL EQUATIONS (COMMON TO CV\EC\EE\ME)

Course Code:	MA1013-1	Course Type:	MNC
Teaching Hours/Week (L: T: P: S):	3:0:0:0	Credits:	0
Total Teaching Hours:	40+0+0	CIE + SEE Marks:	100+00

Teaching Department: Mathematics

Mandatory Non – credit course (MNC):

This course is prescribed to the lateral entry Diploma holders admitted to III semester of BE/B.Tech., programs, they shall attend the classes during the respective semesters to complete all the formalities of the course and appear for the Continuous Internal Evaluation (CIE). In case, any student fails to register for the said course/fails to secure the minimum 40 % of the prescribed CIE marks, he/she shall be deemed to have secured an F grade. In such a case, the student has to fulfill the requirements during subsequent semester/s to appear for CIE.

Course Objectives:

This course will enable the students to master the basic tools of matrix theory, probability, differential equations, partial differential equations and become skilled for solving problems in science and engineering.

UNIT-I

MATRICES **08 Hours**

Elementary operations of a matrix, echelon form of a matrix, Rank of a matrix (both definitions). Consistency and solution of system of linear equations - Gauss elimination method. Eigen values and eigen vectors of matrices.

PROBABILITY **07 Hours**

Finite sample space, event, mutually exclusive event, equally likely event, probability, addition theorem, conditional probability and independence conditions, multiplication theorem. Bayes' theorem.

UNIT-II

DIFFERENTIAL EQUATIONS **08 Hours**

Introduction, order and degree of differential equations, examples. Solution of first order and first-degree differential equations–variable separable method, Linear, Bernoulli's and exact differential equations (without I. F).

SECOND AND HIGHER ORDER LINEAR DIFFERENTIAL EQUATIONS **07 Hours**

Second order linear differential equation with constant coefficients, solution by inverse differential operator and method of variation of parameters.

UNIT-III

FIRST AND HIGHER ORDER PARTIAL DIFFERENTIAL EQUATIONS **10 Hours**

First and higher order partial differential equations. Formation of partial differential equations by elimination of arbitrary constants/ arbitrary functions. Solution of PDE's by direct integration method.

Course Outcomes: At the end of the course student will be able to

1.	Reduce the matrix to echelon form and find its rank
2.	Understand the concept of probability and apply Bayes theorem to real life problems
3.	Solve the differential equations
4.	Solve higher order linear differential equations
5.	Form partial differential equations by eliminating the arbitrary constants and functions

Course Outcomes Mapping with Program Outcomes & PSO

↓ Course Outcomes														1	2
MA1013-1.1	3	2	-	-	-	-	-	-	-	-	-	-	-	-	-
MA1013-1.2	3	2	-	-	-	-	-	-	-	-	-	-	-	-	-
MA1013-1.3	2	2	-	-	-	-	-	-	-	-	-	-	-	-	-
MA1013-1.4	2	2	-	-	-	-	-	-	-	-	-	-	-	-	-
MA1013-1.5	3	2	-	-	-	-	-	-	-	-	-	-	-	-	-

1: Low 2: Medium 3: High

TEXTBOOKS:

1. B.S. Grewal, “Higher Engineering Mathematics”, Khanna Publications, 43rd Edition, 2015.
2. Erwin Kreyszig, “Advanced Engineering Mathematics”, John Wiley and Sons, 10th Edition (Reprint), 2016.
3. P. L. Meyer, “Introduction of Probability and Statistical Applications”, 2nd Edition, American Publishing, 1975.

REFERENCE BOOKS:

1. T. Veerarajan, “Engineering Mathematics”, McGraw-Hill, New Delhi, 2008.
2. B. V. Ramana, “Higher Engineering Mathematics”, Tata Mc Graw –Hill, New Delhi, 2010.
3. N.P. Bali and M. Goyal, “A text book of Engineering Mathematics”, Laxmi Publications, 2010.

Integrated Professional Core Courses

ANALOG ELECTRONIC CIRCUITS - I			
Course Code:	EC2001-1	Course Type	IPCC
Teaching Hours/Week (L: T: P: S)	2:2:2:0	Credits	04
Total Teaching Hours	25+25+26+0	CIE + SEE Marks	50+50
Prerequisite	EC1001-1		
Teaching Department: Electronics & Communication Engineering			
Course Objectives:			
1.	To understand the use of BJT in designing discrete voltage amplifiers.		
2.	To understand the structure and operation of MOSFET.		
3.	To know the design and operation of MOSFET amplifiers.		
4.	To understand the working of Current Mirrors, Differential Amplifiers, and their use in construction of an Op-amp.		
UNIT-I			
BJT Discrete Amplifiers			10 Hours
DC operating Point, Fixed Bias, Emitter-Bias, Voltage Divider Bias, Collector Feedback Bias, Transistor re Model, Approximate Hybrid equivalent circuit, CE Amplifier, Emitter-follower Configuration.			
UNIT-II			
CMOS Amplifiers			09 Hours
MOSFET Device Structure & Operation, CV Characteristics, Body effect, velocity saturation & Temperature effects MOSFET circuits at DC, Small Signal operational model MOSFET Biasing Common Source Amplifier, Source Follower.			
UNIT-III			
Differential Amplifiers & Op-Amps			06 Hours
Current Sources, Mirrors and Steering Circuits; MOS Differential Pair: Operation with V_{CM} , operation with V_D ; MOS Differential Amplifier with Current Mirror Load, Output stages: Class A Amplifier, Class B Output stage, Multistage Amplifier, BJT Op-amp.			
Suggested List of Experiments			
1	Design of BJT Bias circuits for the given operating point.		
2	Design of CE amplifier for the given specification of gain and impedance [with & without bypass].		
3	Design of Emitter follower for the impedance match.		
4	Simulation of MOSFET Characteristics.		
5	Simulation of MOS Biasing circuits, CS and CD Amplifiers.		
6	Simulation of Current Mirrors, Differential Amplifier.		
7	Simulation of Class A and Class B Output stage.		
Course Outcomes: At the end of the course student will be able to			
1.	Examine the given BJT amplifier circuit and compute the DC operating point, Voltage gain, Input and output impedances.		
2.	Given the gain and component specification, design a BJT amplifier choosing appropriate bias circuits.		
3.	Examine the given MOSFET amplifier circuit and compute the DC operating point, Voltage gain and output impedance		
4.	Given the gain and component specification, design a CMOS amplifier choosing appropriate bias circuits.		
5.	Given the current requirement, design Current Mirrors and Steering circuits required to bias a MOSFET; Explain the working of Differential Amplifier; Explain the working of different output stages used in ICs.		

Course Outcomes Mapping with Program Outcomes & PSO																
Program Outcomes→		1	2	3	4	5	6	7	8	9	10	11	12	PSO↓		
↓ Course Outcomes														1	2	3
EC2001-1.1		3	3	-	-	3	-	-	-	-	-	-	-	3	-	-
EC2001-1.2		3	3	-	-	3	-	-	-	-	-	-	-	3	-	-
EC2001-1.3		3	3	-	-	3	-	-	-	-	-	-	-	3	-	-
EC2001-1.4		3	3	-	-	3	-	-	-	-	-	-	-	3	-	-
EC2001-1.5		3	3	-	-	3	-	-	-	-	-	-	-	3	-	-
1: Low 2: Medium 3: High																
TEXTBOOKS:																
1.	Robert L. Boylestad and Louis Nashelsky, “Electronic Devices and Circuit Theory”, 11 th Edition, Pearson 2011.															
2.	Adel S. Sedra and Kenneth C. Smith, “Microelectronic circuits”, 7 th Edition, Oxford University Press, 2014.															
REFERENCE BOOKS:																
1.	Behzad Razavi, “Fundamentals of Microelectronics”, 2 nd Edition, Wiley, 2014.															
2.	Donald A. Neaman, “Microelectronics: Circuit Analysis and Design”, 4 th Edition, McGraw Hill, 2009.															
3.	Thomas F. Schubert Jr. and Ernest M. Kim, "Fundamentals of Electronics: Book 1: Electronic Devices and Circuit Applications", Synthesis Lectures on Digital Circuits and Systems Series, Morgan & Claypool Publishers 2015.															
4.	Thomas F. Schubert Jr. and Ernest M. Kim, "Fundamentals of Electronics: Book 2: Amplifiers: Analysis and Design", Synthesis Lectures on Digital Circuits and Systems Series, Morgan & Claypool Publishers 2015.															
E Books / MOOCs/ NPTEL																
1.	https://nptel.ac.in/courses/108102112															
2.	https://nptel.ac.in/courses/108105158															
3.	https://nptel.ac.in/courses/108106084															

ANALOG ELECTRONIC CIRCUITS - II				
Course Code:		EC2002-1	Course Type	IPCC
Teaching Hours/Week (L: T: P: S)		2:2:2:0	Credits	04
Total Teaching Hours		25+25+26+0	CIE + SEE Marks	50+50
Prerequisite		EC1001-1		
Teaching Department: Electronics & Communication Engineering				
Course Objectives:				
1.	To understand the use of Op-amp and its application in Linear and Nonlinear circuits.			
2.	To understand the structure and operation of Data converters and Timers.			
3.	To know the design and operation of Switching regulators.			
UNIT-I				
Op-Amp and its Applications				10 Hours
Offset voltage and currents, offset compensation, Circuit BW and Slew rate, Difference Amplifier, Instrumentation Amplifier, Bridge circuits, Precision Rectifiers, Active Limiters & Clampers, Peak Detectors, S&H Circuit, Voltage Level Detectors and Schmitt Trigger, Active Filters.				
UNIT-II				
Signal Processing Applications using Linear ICs				09 Hours
Data Conversion Basics, Digital to Analog Converters: weighted Resistor, R-2R; Analog to Digital Converters: Parallel ADC, Linear Ramp ADC, Dual Slope ADC, SAR ADC; 555 Timer Applications: Voltage controlled Frequency Shifter, Frequency Divider, Missing Pulse Detector, PLL.				
UNIT-III				
Power Electronics				06 Hours
Steady state & Switching Characteristics of Power MOSFETs, Gate Drive Circuits, Steady State & Switching Characteristics of BJT, switching limits, Turn-on/off base drive circuits, Switching Mode Regulator, Buck Regulator Boost Regulator, Buck Boost Regulator, DC-AC Converter: Principle of Operation & Full bridge Inverter.				
Suggested List of Experiments				
1.	Design of Summing and Difference amplifier for the given equation.			
2.	Simulation of Instrumentation Amplifier and Half wave precision diode.			
3.	Design of Full wave Precision rectifier for the given gain specification.			
4.	Simulation of Op-Amp based Limiters & Clampers.			
5.	Design of Schmitt Trigger.			
6.	Design of 2 nd order Active Filters.			
7.	Simulation of Wide Band/Narrow Band filters for band pass and band elimination.			
8.	Simulation of Flash ADC, Weighted resistor DAC.			
9.	Design of R-2R Ladder DAC.			
10.	Design of Astable & Monostable using 555 timers.			
Course Outcomes: At the end of the course student will be able to				
1.	Understand the non-idealities of practical Op-Amps and ways to overcome these non-idealities; Analyze Op-Amp circuits with and without feedback.			
2.	Design Op-Amp based circuits for the given specification or requirements; Design active filter circuits for the given specification.			
3.	Understand the need and requirements of Data conversion process; Explain the different types of Data converters; Design Data Converters for a given specification choosing appropriate architecture.			
4.	Explain the concept PLL and its uses; Using Timer IC SE555, design pulse generator, waveform generator for the given specification.			

5.	Understand the operation of Transistors as Switches and explain their use in DC-to-DC and DC-to-AC conversion.															
Course Outcomes Mapping with Program Outcomes & PSO																
Program Outcomes→		1	2	3	4	5	6	7	8	9	10	11	12	PSO↓		
↓ Course Outcomes														1	2	3
EC2002-1.1		3	2	-	-	3	-	-	-	-	-	-	-	3	-	-
EC2002-1.2		3	3	-	-	3	-	-	-	-	-	-	-	3	-	-
EC2002-1.3		3	2	-	-	3	-	-	-	-	-	-	-	3	-	-
EC2002-1.4		3	3	-	-	3	-	-	-	-	-	-	-	3	-	-
EC2002-1.5		3	2	-	-	3	-	-	-	-	-	-	-	3	-	-
1: Low 2: Medium 3: High																
TEXTBOOKS:																
1.	Robert F. Coughlin and Frederick F. Driscoll, "Operational Amplifiers and Linear Integrated Circuits" 6 th Edition, Pearson 2000.															
2.	Muhammad H. Rashid, "Power Electronics: Devices, Circuits, and Applications", 4 th Intl. Edition Pearson, 2014.															
REFERENCE BOOKS:																
1.	Sergio Franco, "Design with Operational Amplifiers and Analog Integrated Circuits", 4 th Edition, McGraw-Hill Series in Electrical and Computer Engineering, 2015.															
2.	David A. Bell, "Operational Amplifiers and Linear ICs", 3 rd Edition, Oxford University Press., 2011.															
3.	James M. Fiore, “Op Amps and Linear Integrated Circuits Concepts and Applications”, India Edition, Cengage Learning, 2014.															
4.	D. Roy Choudhury and Shail Bala Jain, “Linear Integrated Circuits”, 5 th Edition, New Age International Publishers, 2018.															
5.	Thomas F. Schubert Jr. and Ernest M. Kim, "Fundamentals of Electronics: Book 3: Active Filters and Amplifier Frequency Response", Synthesis Lectures on Digital Circuits and Systems Series, Morgan & Claypool Publishers 2016.															
6.	Thomas F. Schubert Jr. and Ernest M. Kim, "Fundamentals of Electronics: Book 4: Oscillators and Advanced Electronics Topics", Synthesis Lectures on Digital Circuits and Systems Series, Morgan & Claypool Publishers 2016.															
E Books / MOOCs/ NPTEL																
1.	https://www.analog.com/en/education/education-library/practical-design-techniques-sensor-signal-conditioning.html															
2.	https://www2.mvcc.edu/users/faculty/jfiore/books/OperationalAmplifiersAndLinearICs_3E.pdf															
3.	https://nptel.ac.in/courses/108108111															
4.	https://nptel.ac.in/courses/108108114															

ANTENNA AND MICROWAVE SYSTEMS			
Course Code:	EC3001-1	Course Type	IPCC
Teaching Hours/Week (L: T: P: S)	3:0:2:0	Credits	04
Total Teaching Hours	40+0+26+0	CIE + SEE Marks	50+50
Prerequisite	EC2102-1		
Teaching Department: Electronics & Communication Engineering			
Course Objectives:			
1.	Distinguish the features of a strip and microstrip line.		
2.	Learn the application of Smith chart to solve impedance matching problems in transmission lines and study the micro-strip lines.		
3.	Study different microwave devices in terms of their S matrices, microwave oscillators and devices.		
4.	Possess the basic concepts of radiation of electromagnetic energy from a radiator.		
5.	Analyze the radiation pattern in terms of power, radiation intensity or electric field and basic antenna types.		
6.	Describe the construction and design features of commercial antennas.		
UNIT-I			
Introduction, Planar transmission lines, Impedance matching transformers, Stub matching, Microwave devices			16 Hours
Strip lines, Losses in strip lines, excitation of strip lines, Microstrip lines, effective dielectric constant, losses, excitation, Problems on micro strip lines, advantages and disadvantages of planar transmission lines. Introduction, General condition for impedance matching, Quarter wave impedance transformer, Smith chart as an admittance chart. Single stub matching on a line, Double stub matching networks, Problems. S – Parameters, S-matrices of a multiport network. E-plane Tee, H-plane Tee and Hybrid Microwave devices: S – Parameters, S-matrices of a multiport network, Properties (i) and (ii) (iii) and (iv) Tee, Directional Couplers. E-plane Tee, Construction, derivation of S matrix, H-plane Tee, Construction, derivation of S matrix. Hybrid Tee, Construction, derivation of S matrix, Ring resonator, power divider with parameters. High frequency limitations of conventional microwave devices, Reflex Klystrons oscillators: Velocity modulation, expression for power output and efficiency.			
UNIT-II			
Basic antenna parameters, Null directions, Loop Antenna			15 Hours
Directivity, gain, effective aperture, effective height, Problems, Point sources and various patterns, Power theorem and applications, Radiation Intensity. Problems. Field and phase patterns, Array of two isotropic point sources Case (i), (ii), (iii), (iv) and (v). Pattern multiplication, Problems on field patterns. Arrays of n isotropic sources of equal amplitude and spacing Arrays of two driven $\lambda/2$ elements. Basic equation, null direction for broadside, end fire and extended end fire array system. Retarded vector potential and scalar potential for short dipole, Radiation resistances (Qualitative analysis), Square loop, derivation of E and H fields, radiation resistance.			
UNIT-III			
Antenna Types			09 Hours
Helical antenna, Monofilar axial-mode helical antenna, Dipole arrays with parasitic elements, Yagi-uda array, Basic construction of Slot antenna, types, Babinet’s principle and Complementary antenna. Horn antenna and Reflector antenna. Frequency independent antenna- Basics and Rumsey’s principle. Log- periodic antennas - principle and design.			
Suggested List of Experiments			

1	Determination of coupling coefficient and isolation characteristics microstrip line based Directional coupler
2	Measurement of resonant characteristics of micro strip ring resonator and determination of dielectric constant of the substrate.
3	Measurement of power division and isolation characteristics of microstrip line 3dB power divider.
4	Generation of Microwave Signal using Gunn diode, plotting of VI characteristics and determination of parameters.
5	Generation of Microwave Signal using Reflex Klystron and determination of guide wavelength and Voltage Standing Wave Ratio for movable short and matched termination loads
6	Determination of coupling coefficient and isolation characteristics micro strip line-based Branch line coupler.
7	Study of performance parameters of E – plane Tee junction
8	Study of performance parameters of H – plane Tee junction
9	Study of performance parameters of Hybrid Tee junction
10	Determination of gain of horn antenna using Reflex Klystron.
11	Measurement of microstrip based Antenna parameters.
12	Mini project on Antenna with Fabrication.

Course Outcomes: At the end of the course student will be able to

1.	Apply the Smith chart to solve impedance matching problems and study the parameters of strip and micro-strip lines.
2.	Discuss the concepts of scattering parameters, apply them to microwave components and elaborate on microwave oscillator & solid-state microwave devices.
3.	Discuss the fundamental parameters of antenna and determine the null directions.
4.	Analyze the pattern using null direction concept and derive the field parameters of basic antenna systems.
5.	Contrast the construction, design and principle of operation of fundamental antennas.

Course Outcomes Mapping with Program Outcomes & PSO

Course Outcomes Mapping with Program Outcomes & PSO																
Program Outcomes→ ↓ Course Outcomes	1	2	3	4	5	6	7	8	9	10	11	12	PSO↓			
													1	2	3	
EC3001-1.1	3	2	1	1	-	-	-	1	1	1	-	1	3	2	1	
EC3001-1.2	3	2	1	1	-	-	-	1	1	1	-	1	3	2	1	
EC3001-1.3	3	2	1	-	-	-	-	1	1	1	-	1	3	2	1	
EC3001-1.4	3	2	1	-	-	-	-	1	1	1	-	1	3	2	1	
EC3001-1.5	3	1	1	-	-	-	-	1	1	1	-	1	3	2	1	

1: Low 2: Medium 3: High

TEXTBOOKS:

1.	Annapurna Das and Sisir K. Das, “Microwave Engineering”, Tata McGraw-Hill 2000.
2.	John D Kraus, Ronald J Marhefka, Ahmad S Khan, “Antennas and Wave Propagation”, Tata McGraw Hill Publication, 4 th Edition, 2012.

REFERENCE BOOKS:

1.	Liao S., “Microwave Devices and Circuits”, Prentice Hall India Ltd., 2004.
2.	John D Kraus, “Antennas for all applications”, McGraw Hill, 3 rd Edition, 2002.
3.	K.D. Prasad, “Antennas and wave Propagation”, Sathya Prakashan, 2009.

E Books / MOOCs/ NPTEL

1.	https://nptel.ac.in/courses/108/103/108103141/
2.	https://nptel.ac.in/courses/108/101/108101112/
3.	https://nptel.ac.in/courses/108/101/108101092/

COMPUTER NETWORKS AND CYBER SECURITY			
Course Code:	EC3002-1	Course Type	IPCC
Teaching Hours/Week (L: T: P: S)	3:0:2:0	Credits	04
Total Teaching Hours	40+0+26+0	CIE + SEE Marks	50+50
Prerequisite	EC2101-1		
Teaching Department: Electronics & Communication Engineering			
Course Objectives:			
1.	Appreciate the use of computer networking in various walks of life, describe the types of networks, network configurations and network topologies. Write the OSI and TCP/IP reference models for networking.		
2.	Explain responsibilities of data link layer, its implementation and associated protocols, algorithms/pseudo codes and various techniques used to access a shared channel in the network.		
3.	List types of networking devices, backbone networks and Internet Protocol (IP) addressing.		
4.	Explain the responsibilities of network, transport and application layers.		
5.	Discuss selected issues that are often encountered when dealing with communications and networking problems and to show how network security and cryptography can be used in three upper layers of the Internet model.		
UNIT-I			
Introduction, Network Models, Data Link Layer, Data Link Protocols, Multiple Accesses. Random Access, Controlled Access, Channelization			15 Hours
Uses of computer networks, physical topology Local Area Networks, Metropolitan Area Networks, Wide Area Networks, Wireless Networks, protocols and standards. Layered tasks, The OSI Reference Model, The TCP/IP Reference Model, Comparison of the OSI and TCP/IP Reference Models, addressing. Framing, Error Control, Flow Control, Error-Detection and correction: Introduction, Error detection using CRC. Simplest Protocol, Stop-and-Wait Protocol, Stop-and-Wait ARQ, Go-Back-N ARQ, Selective Repeat ARQ, HDLC.ALOHA, Carrier Sense Multiple Access (CSMA) Protocols, CSMA with Collision Detection, CSMA with Collision Avoidance. Reservation, Polling and Token Passing. FDMA, TDMA, CDMA.			
UNIT-II			
Connecting LANs, Backbone and Virtual LANs, Network Layer, Network Layer, The Transport Layer, Application layer			15 Hours
Connecting devices, Back bone Networks, Virtual LANs. Need for network layer, Logical addressing, IPv4 addresses, IPv6 addresses, IPv4 and IPv6 datagrams, Transition from IPv4 to IPv6. Delivery, Forwarding, Types of Routing protocols, Unicast Routing Protocols. Process to process Delivery, User Datagram Protocol (UDP) and TCP. Domain name space, Distribution of name space, Resolution.			
UNIT-III			
Introduction to Cryptography, Introduction to Network Security, Security in the Internet, Introduction to Cyber Security			10 Hours
Introduction to symmetric and asymmetric key cryptography, Security Services, Message Confidentiality, Message Integrity, Message Authentication, Digital Signature, Entity Authentication, Key Management. IP Security (IPSec), Secure Socket Layer/ Transport Layer Security, (SSL/TLS), Pretty Good Privacy (PGP), Virtual private network (VPN) and Firewalls. Classification of cybercrimes, planning of attacks, social engineering: Human-based, Computer-based: Cyberstalking, Cybercafe and Cybercrimes, Phishing, Password cracking, Keyloggers and			

Spywares, DoS and DDoS attacks, SQL Injection, Identity Theft (ID): Types of identity theft, Techniques of ID theft.

Suggested List of Experiments

Part A: Implementation using C/C++

1	Write a program for a HDLC frame to perform the following, i. Bit stuffing ii. Character stuffing
2	Write a program for distance vector algorithm to find suitable path for transmission.
3	Implement Dijkstra's algorithm to compute the shortest routing path.
4	For the given data, use CRC-CCITT polynomial to obtain CRC code. Verify the program for the cases, i. Without error ii. With error
5	Implementation of stop-and-wait protocol and sliding window protocol.
6	Write a program for congestion control using Leaky Bucket algorithm.
7	Write a program to encrypt and decrypt the string using Caesar Cipher Algorithm.

Part B: using NS2/NS3/OPNET/NCTUNS/NetSim/QualNet/Packet Tracer/Python or any other equivalent tool.

1	Implement a point-to-point network with four nodes and duplex links between them. Analyse the network performance by setting the queue size and vary the bandwidth and find the number of packets dropped
2	Implement a four-node point-to-point network with the links connected as follows: n0–n2, n1–n2 and n2–n3. Apply TCP agent between n0–n3 and UDP between n1–n3. Apply relevant applications over TCP and UDP agents changing the parameter and determine the number of packets sent by TCP/UDP.
3	Implement Ethernet LAN using n nodes (6-10), compare the throughput by changing the error rate and data rate.
4	Implement ESS with transmitting nodes in wireless LAN and obtain the performance parameters.
5	Implementation of Link State Routing Algorithm.

Course Outcomes: At the end of the course student will be able to

1.	Explain the different aspects of computer networks, protocols, discuss network models.
2.	Apply framing techniques for variable size data, Use CRC for error detection using the given generator polynomial, analyse data link layer protocols for unidirectional data transfer.
3.	Analyse and compare multiple access methods, evaluate throughput for random access method, system capacity in controlled access and channelization methods for the given network scenario.
4.	Identify the network connecting devices, explain addressing schemes used at the network layer and configure a block of IPv4 addresses among the given number of organizations and end users. Explain the use of unicast routing protocols, UDP/TCP and DNS for global communication for the given network Dijkstra's algorithm.
5.	Describe the Basic concepts of Cryptography in Computer Network Security, identify the possible attacks on computer networks, describe the Internet Security Protocols, identify and explore the authentication mechanisms over internet.

Course Outcomes Mapping with Program Outcomes & PSO

Course Outcomes Mapping with Program Outcomes of PGC															
Program Outcomes→	1	2	3	4	5	6	7	8	9	10	11	12		PSO↓	
↓ Course Outcomes													1	2	3
EC3002-1.1	3	1	-	-	1	-	-	2	1	-	-	1	3	-	3
EC3002-1.2	3	1	2	2	3	-	-	-	-	2	-	1	3	-	3

EC3002-1.3	3	1	2	2	3	-	-	2	1	2	-	1	3	-	3
EC3002-1.4	3	1	2	2	3	-	-	-	-	2	-	1	3	-	3
EC3002-1.5	3	1	--	-	1	2	1	2	1	-	-	1	3	-	3
1: Low 2: Medium 3: High															
TEXTBOOKS:															
1.	Behrouz A Forouzan, “Data Communications and Networking”, McGrawHill, 3 rd Edition, 2004.														
2.	Nina Godbole, Sunit Belapure, "Cyber Security, Understanding cybercrimes, computer forensics and legal perspectives", Wiley Publications, 2016.														
REFERENCE BOOKS:															
1.	Andrew S. Tenenbaum, “Computer Networks”, Pearson Education/PHI, 4th Edition, 2003.														
2.	William Stallings, “Data and Computer Communication”, Pearson Education Asia, 6E,														
3.	Kurose and Ross, “Computer Networking”, Pearson Education, 2002.														
4.	Brian Underdahl, "Cybersecurity for Dummies", Wiley, 2011.														
E Books / MOOCs/ NPTEL															
1.	http://nptel.ac.in/courses/106105081/														
2.	http://nptel.ac.in/courses/106105082/														
3.	https://www.mooc-list.com/course/networking-introduction-computer-networking-stanford-university														

DIGITAL SIGNAL PROCESSING				
Course Code:		EC3003-1	Course Type	IPCC
Teaching Hours/Week (L: T: P: S)		3:0:2:0	Credits	04
Total Teaching Hours		40+0+26+0	CIE + SEE Marks	50+50
Prerequisite		EC2106-1		
Teaching Department: Electronics & Communication Engineering				
Course Objectives:				
1.	Understand the concept of Frequency Domain Sampling, Computation of DFT and properties of DFT.			
2.	Understand Linear Filtering methods using Overlap Add and Overlap Save Algorithms.			
3.	Understand the Fast Fourier Transform using Radix 2 DITFFT and DIFFFT Algorithms.			
4.	Design and Analyze the characteristics of Analog filters using Butterworth & Chebyshev approximation techniques.			
5.	Design Digital Filters using Bilinear transformation Technique.			
6.	Design Linear phase FIR filters using windowing and frequency sampling technique.			
7.	Implement digital filters using various structures			
8.	Understand architecture of DSP Processors and Filter Implementations using Fixed Point DSP processors.			
UNIT-I				
Discrete Fourier Transform, Fast Fourier Transform				16 Hours
Discrete Fourier Transform (DFT), DFT as a linear Transformation, Properties of DFT (derivation not included); Overlap-save and Overlap-add method; Decimation in Time FFT (DITFFT) algorithm and In-place computations, Decimation in Frequency FFT (DIFFFT) algorithm. Inverse Fast Fourier Transforms.				
UNIT-II				
Design of Infinite Impulse Response (IIR) Digital Filters, Design of Finite Impulse Response (FIR) Filters				15 Hours
IIR Butterworth and Chebyshev Filter Design by Impulse Invariance and Bilinear Transformation. IIR Filter structures (Direct Form I & Direct Form II). Design of FIR filters using windows, Design of FIR filters using Frequency Sampling method, FIR Filter Structures (Linear phase & Lattice structure).				
UNIT-III				
Digital Signal Processors				09 Hours
DSP Architecture, DSP Hardware Units, Fixed point format, Floating point Format, IEEE Floating point formats, Fixed point digital signal processors, Floating point processors, FIR and IIR filter implementations in Fixed point systems				
Suggested List of Experiments				
1	(i) Verification of Sampling theorem (ii) Finite and Infinite Response of an LTI System			
2	Computation of N point DFT of a given sequence and to plot Magnitude and Phase Spectrum.			
3	Linear & Circular Convolution of two given sequences.			
4	Linear & Circular Convolution of two given sequences using DSP Kit			
5	(i) Computation of N point DFT of a given sequence using DSP Kit. (ii) Impulse response of a given system of first and second order using DSP Kit.			
6	Verification of DFT properties: i) Frequency shift ii) Time shift iii) Linearity iv) Auto Correlation & Cross Correlation v) Parseval's Theorem			

7	Design and implementation of FIR filter to meet the given specifications using Rectangular /Bartlett /Hanning /Hamming/Blackman window for the following types of filters, i) LPF ii) HPF iii) BPF iv) BSF
8	Design and Implementation of Analog and Digital IIR filter to meet the given specifications for the following types of filters, i) LPF ii) HPF iii) BPF iv) BSF

Course Outcomes: At the end of the course student will be able to

1.	Develop representations for signal analysis and synthesis using DFT and its properties.
2.	Build and apply algorithms using Overlap Add Method and Overlap Save Method for sequences of length not more than 20 and faster algorithms Radix 2 DITFFT and Radix 2 DIFFFT to compute DFT.
3.	Make use of Butterworth & Chebyshev approximations to design and implement analog and digital IIR Filters.
4.	Design & implement FIR Filters using windowing and Frequency sampling approaches.
5.	Identify architectural features of Fixed point DSP processors and plan the implementation of Filters.

Course Outcomes Mapping with Program Outcomes & PSO

Program Outcomes→	1	2	3	4	5	6	7	8	9	10	11	12	PSO↓		
↓ Course Outcomes													1	2	3
EC3003-1.1	3	-	-	-	-	-	-	-	-	-	-	-	3	-	-
EC3003-1.2	3	-	-	-	-	1	-	-	-	-	-	-	3	-	-
EC3003-1.3	3	-	1	-	1	-	-	-	-	-	-	-	3	2	-
EC3003-1.4	3	-	1	-	1	-	-	-	-	-	-	-	3	2	-
EC3003-1.5	3	-	-	-	-	1	-	-	-	-	-	-	3	2	-

1: Low 2: Medium 3: High

TEXTBOOKS:

1.	Proakis, Manolakis, "Digital Signal Processing – Principles Algorithms & Applications", PHI, 4 th Edition, New Delhi, 2007.
2.	Li Tan, "Digital Signal processing – Fundamentals and Applications", Academic Press, 2008.
3.	Avtar Singh and S Srinivasan, "Digital Signal Processing", Thomson Publishing, 2004.

REFERENCE BOOKS:

1.	Oppenheim and Schaffer, "Discrete Time Signal Processing", PHI, 2003.
2.	S. K. Mitra, "Digital Signal Processing", Tata McGraw Hill, 2 nd Edition, 2004.

E Books / MOOCs/ NPTEL

1.	https://nptel.ac.in/courses/117102060
----	---

DIGITAL SYSTEM DESIGN WITH VERILOG			
Course Code:	EC2003-1	Course Type	IPCC
Teaching Hours/Week (L: T: P: S)	3:0:2:0	Credits	04
Total Teaching Hours	40+0+26+0	CIE + SEE Marks	50+50
Prerequisite	EC1002-1		
Teaching Department: Electronics & Communication Engineering			
Course Objectives:			
1.	Understand the basics of Verilog HDL.		
2.	To introduce Dataflow level modeling and its application.		
3.	To introduce Gate level modeling and its application. To introduce Behavioral modeling and its application.		
4.	Understand Testing, verification, basics of FPGA and state machines.		
5.	To introduce basics of system task, function and computer directives.		
6.	Understand the basics of Verilog HDL.		
UNIT-I			
Introduction to Verilog HDL, Language Constructs and Conventions, Modeling at Dataflow Level			15 Hours
Verilog as HDL, Levels of Design Description, Concurrency, Simulation and Synthesis Tools. Introduction, Keywords, Identifiers, White Space Characters, Comments, Numbers, Strings, Logic Values, Strengths, Data Types, Scalars and Vectors, Parameters, Operators. Introduction, Continuous Assignment Structure, Delays and Continuous Assignments, Assignment to Vectors, Operators, Design of Basic Circuits using dataflow style and testing.			
UNIT-II			
Gate Level Modeling, Behavioral Modeling			17 Hours
Introduction, Module Structure, Other Gate Primitives, Array of Instances of Primitives, Design of Flip-flops with Gate Primitives, Delays, Strengths and Construction Resolution, Net Types, Design of Basic Circuits using gate level and testing. Introduction, Operations and Assignments, Functional Bifurcation, Initial Construct, Always Construct, Assignments with Delays, Wait construct, Multiple Always Blocks, Designs at Behavioral Level, Blocking and Non-Blocking Assignments, The case statement, Simulation Flow if and if-else constructs, loop constructs, Assign-De-Assign construct, repeat construct, the Disable construct, Design of basic circuits using behavioral style and testing.			
UNIT-III			
System Tasks, Functions and Compiler Directives			08 Hours
Parameters, Path Delays, Module Parameters, System Tasks and Functions, File-Based Tasks and Functions, Computer Directives, Hierarchical Access, User Defined Primitives. Introduction to FPGA and implementation of State machines using Verilog.			
Suggested List of Experiments			
1	Introduction to Xilinx Software.		
2	Circuit implementation using Verilog (Dataflow, Gate level and Behavioral).		
3	Introduction to FPGA.		
4	FPGA implementation of Combinational circuits.		
5	FPGA implementation of Sequential circuits.		
6	FPGA implementation of combinational and sequential circuits using Gate level style.		
7	Verilog implementation of System Tasks and Functions, File-Based Tasks and Functions, Computer Directives.		
Course Outcomes: At the end of the course student will be able to			
1.	Describe Verilog hardware description language (HDL)		
2.	Write dataflow style code and implement digital circuits for the given specification using Verilog and perform testing.		

3.	Write gate level style code and implement digital circuits for the given specification using Verilog and perform testing.
4.	Write behavioral style code and implement digital circuits for the given specification using Verilog and Perform testing.
5.	Write simple tasks, functions, computer directives, state machines using Verilog and explain basics of FPGA.

Course Outcomes Mapping with Program Outcomes & PSO

Program Outcomes→	1	2	3	4	5	6	7	8	9	10	11	12	PSO↓		
↓ Course Outcomes													1	2	3
EC2003-1.1	3	1	-	-	3	-	-	-	-	-	-	-	1	3	1
EC2003-1.2	3	1	-	-	3	-	-	-	-	-	-	-	1	3	1
EC2003-1.3	3	1	-	-	3	-	-	-	-	-	-	-	1	3	1
EC2003-1.4	3	1	-	-	3	-	-	-	-	-	-	-	1	3	1
EC2003-1.5	3	1	-	-	3	-	-	-	-	-	-	-	1	3	1

1: Low 2: Medium 3: High
TEXTBOOKS:

1.	T. R. Padmanabhan, B. Bala Tripura Sundari, "Design through Verilog HDL", Wiley-IEEE Press, 2003.
2.	Zainalabedin Navabi, "Verilog Digital System Design", McGraw-Hill, 2nd Edition, 2005.
3.	Pong P. Chu, "FPGA Prototyping by Verilog examples", Wiley,

REFERENCE BOOKS:

1.	Samir Palnitkar, "Verilog HDL", 2 nd Edition, Pearson Education, 2009.
2.	Michael D. Ciletti, "Advanced Digital Design with Verilog HDL", PHI, 2009.

E Books / MOOCs/ NPTEL

1.	https://nptel.ac.in/courses/106105165
----	---

MICROCONTROLLERS			
Course Code:	EC2004-1	Course Type	IPCC
Teaching Hours/Week (L: T: P: S)	3:0:2:0	Credits	04
Total Teaching Hours	40+0+26+0	CIE + SEE Marks	50+50
Prerequisite	EC1001-1, EC1002-1		
Teaching Department: Electronics & Communication Engineering			
Course Objectives:			
1.	Identify the architecture of 8-bit Microcontroller.		
2.	Develop application using 8051 Interrupts, Timers/Counters and IO port.		
3.	Understand ARM architecture.		
UNIT-I			
Introduction to 8-bit Microcontroller			16 Hours
8051 Architecture, Memory organization, addressing modes, Basic instructions format, Instruction set - Data transfer group, Arithmetic group, logical group, control transfer group, 8051 Assembly Language programs, Machine Cycles, Delay programs			
UNIT-II			
Microcontroller Peripheral Modules			15 Hours
Programming 8051 I/O port, I/O interfacing examples using C programs (LED, Switch and Seven segment LED using multiplexing technique), 8051 Timers/Counters in Mode1 & Mode 2, Timer Programming examples using C, Serial Communication, Example C programs on serial communication and External Interrupts, timer interrupts and serial communication interrupts with example programs. I2C and SPI communication protocols			
UNIT-III			
Introduction to ARM processor			09 Hours
ARM architecture, Application specific classification of ARM family, Pipeline, programming model, memory organization, processor modes, Instruction encoding format, data processing and arithmetic and branch instructions, call or exceptions in ARM			
Suggested List of Experiments			
1	Interfacing LED and Switches with 8051 Microcontroller.		
2	Interfacing seven segment LED with 8051 Microcontroller.		
3	Writing embedded C program to interface matrix keypad with 8051 microcontrollers.		
4	Writing embedded C program to interface I2C based temperature sensor with LPC176x ARM Processor.		
5	Interfacing stepper motor using LPC176x ARM processor.		
6	Interfacing analog sensors (pressure, light or strain) with LPC176x ARM processor and writing embedded C program for ADC.		
7	Interfacing LCD to 8051/LPC176x Microcontroller.		
Course Outcomes: At the end of the course student will be able to			
1.	Describe the architecture and write the assembly language program with relevant instruction set for 8051 microcontroller.		
2.	Develop applications using embedded C program with IO Ports, Timers, Serial communication and Interrupts of microcontroller.		
3.	Interface different sensors and actuator modules and develop API using embedded C program for any microcontroller		
4.	Describe the architecture of ARM processor and instruction formats.		
5.	Analyze the working of instruction execution in ARM processor.		
Course Outcomes Mapping with Program Outcomes & PSO			

Program Outcomes→	1	2	3	4	5	6	7	8	9	10	11	12	PSO↓		
↓ Course Outcomes													1	2	3
EC2004-1.1	3	-	-	-	-	-	-	-	-	-	-	-	3	3	-
EC2004-1.2	3	1	-	-	3	-	-	-	-	-	-	-	3	3	1
EC2004-1.3	3	1	-	-	3	-	-	-	-	-	-	-	3	3	1
EC2004-1.4	3	-	-	-	-	-	-	-	-	-	-	-	3	3	-
EC2004-1.5	3	-	-	-	-	-	-	-	-	-	-	-	3	3	-

1: Low 2: Medium 3: High

TEXTBOOKS:

1. Muhammad Ali Mazidi, Janice Gillespie Mazidi and Rollin D. McKinlay, “The 8051 Microcontroller and Embedded Systems – using assembly and C”, PHI, 2006 / Pearson, 2006.
2. Steve Furber, “ARM System Architecture”, Addison Wesley Longman 1996.

REFERENCE BOOKS:

1. Kenneth J. Ayala, “The 8051 Microcontroller”, 3rd Edition, Thomson/Cengage Learning.
2. William Hohl, “ARM Assembly Language – Fundamentals and Techniques”, CRC Press , 2009.

E Books / MOOCs/ NPTEL

1. <http://nptel.ac.in/courses/106108100/>
2. <http://nptel.ac.in/courses/108107029/>

VLSI DESIGN			
Course Code:	EC3006-1	Course Type	IPCC
Teaching Hours/Week (L: T: P: S)	3:0:2:0	Credits	04
Total Teaching Hours	40+0+26+0	CIE + SEE Marks	50+50
Prerequisite	EC2001-1, EC2003-1		
Teaching Department: Electronics & Communication Engineering			
Course Objectives:			
1.	To know about VLSI Design flow.		
2.	To know about the concepts of physical design.		
3.	Analyse CMOS inverters and compute delay for combinational circuits.		
4.	To know the principle of dynamic CMOS logic and to know the concepts of CMOS testing.		
UNIT-I			
			16 Hours
Introduction: Overview of VLSI design methodology, VLSI Design Flow, Design hierarchy, regularity, modularity, locality, VLSI design styles CMOS logic			
Physical Design: CMOS Fabrication and layouts			
MOSFET Scaling: Constant field scaling, constant voltage scaling			
UNIT-II			
			15 Hours
Power dissipation in CMOS inverters.			
DC and Transient Response: CMOS inverter DC characteristic, RC Delay Model, Transient response, Linear Delay Model, Logical Efforts of Paths.			
Combinational Circuit Design: Pseudo-NMOS, CVSL.			
Sequential Circuit Design: Latches and Flip-Flops.			
UNIT-III			
			09 Hours
Dynamic Logic Circuits: Introduction, Dynamic CMOS Circuit Techniques: CMOS Transmission gate logic, dynamic CMOS logic, Domino CMOS logic, NORA CMOS logic.			
Testing and Verification: Introduction to DFT, fault types and models, controllability, and observability, Adhoc testable design techniques, scan-based techniques, BIST techniques			
Suggested List of Experiments			
1	Write Verilog code for the following and Perform simulation for functional verification using test-bench. Observe the waveform. Synthesize the code using available technological library, given the constraints. a. Inverter, basic gates – Gate level Verilog Model b. 4-bit Parallel Adder c. Synchronous counters for given MOD-N, with reset control. d. Asynchronous counters		
2	Design an Inverter for the given specifications*. a. Draw the schematic circuit and perform the following i. DC Analysis ii. Transient Analysis b. Draw the Layout, perform DRC and perform simulation.		
3	For the following circuits, draw the schematic circuit and perform DC Analysis, AC Analysis and Transient Analysis. Also draw the Layout, perform DRC and perform simulation. a. Common source amplifier b. Common Drain amplifier		
4	For a single stage differential amplifier, draw the schematic circuit and perform DC Analysis, AC Analysis and Transient Analysis		
Demonstration Experiment			
1	Demonstration of ASIC Design flow from RTL to GDS II		

Course Outcomes: At the end of the course student will be able to																
1.	Explain the VLSI design flow and construct logic circuits using CMOS logic.															
2.	Explain CMOS fabrication flow and MOSFET scaling; design stick diagram and area optimised layout for the given combinational logic circuit.															
3.	Analyse the sources of power dissipation in CMOS inverter, analyse CMOS inverter DC and transient response. Estimate the delay through logical cascade and optimize using Logical Effort Technique.															
4.	Analyse pseudo-NMOS, CVSL logic families, latches and flip-flops.															
5.	Explain the concept of dynamic logic circuits, explain the need for testing and testability issues in VLSI Design															
Course Outcomes Mapping with Program Outcomes & PSO																
Program Outcomes→		1	2	3	4	5	6	7	8	9	10	11	12		PSO↓	
↓ Course Outcomes														1	2	3
EC3006-1.1		3	1	-	-	-	-	-	-	-	-	-	-	3	-	-
EC3006-1.2		3	-	-	-	-	-	-	-	-	-	-	-	3	-	-
EC3006-1.3		3	1	-	-	-	-	-	-	-	-	-	-	3	1	-
EC3006-1.4		3	1	-	-	-	-	-	-	-	-	-	-	3	-	-
EC3006-1.5		3	-	-	-	-	-	-	-	-	-	-	-	3	-	-
1: Low 2: Medium 3: High																
TEXTBOOKS:																
1.	Neil H. E. Weste and David Money Harris, “CMOS VLSI Design- A Circuits and Systems Perspective”, 4 th Edition, Pearson Education India, 2011.															
2.	Sung-Mo Kang and Yosuf Leblebici, “CMOS Digital Integrated Circuits: Analysis and Design”, 3 rd Edition, Tata McGraw-Hill, 2003.															
REFERENCE BOOKS:																
1.	Neil H. E. Weste and Kamaran Eshraghian, “Principles of CMOS VLSI Design”, 2 nd Edition, Addison- Wesley, 2004.															
2.	John P. Uyemura, Introduction to VLSI Circuits and Systems, Wiley, 2002.															
E Books / MOOCs/ NPTEL																
1.	https://nptel.ac.in/courses/108107129															
2.	https://nptel.ac.in/courses/117106091/															

Professional Core Courses (Theory)

COMMUNICATION SYSTEMS - I			
Course Code:	EC2101-1	Course Type	PCC
Teaching Hours/Week (L: T: P: S)	3:0:0:0	Credits	03
Total Teaching Hours	40+0+0+0	CIE + SEE Marks	50+50
Prerequisite	EC1001-1		
Teaching Department: Electronics & Communication Engineering			
Course Objectives:			
1.	Understand different Amplitude modulation and demodulation schemes & their applications.		
2.	Understand different angle modulation and demodulation schemes.		
3.	Analyze different types of noise in communication system.		
4.	Analyze different receivers in presence of noise.		
5.	Study the basic Nyquist's sampling theorem, generation of samples, and practical aspects of sampling.		
6.	Understand the techniques used in different types of waveform coding techniques - PCM, DPCM, DM.		
UNIT-I			
Amplitude Modulation			15 Hours
Introduction, Time Domain and Frequency domain description, Generation of AM using square law modulator and detection using envelope detector, Various types of AM, Generation of DSB-SC using ring modulator and its coherent detection, SSB (qualitative analysis), generation of SSB using frequency discrimination method and coherent detection.			
Angle Modulation			
Introduction, Basic Definitions, Frequency Modulation, narrow band and wide band frequency modulation, Transmission bandwidth of FM, Generation of FM and detection.			
UNIT-II			
Noise			14 Hours
Introduction, Thermal noise, White noise, ideal low pass and band pass filtered white noise, Noise equivalent bandwidth, narrow band noise, Noise figure, Equivalent noise temperature, Signal to noise Ratio, Cascade connection of two port networks, Noise factor.			
Noise in Continuous Wave Modulation Systems			
Introduction, receiver model, Noise in DSB-SC receivers, Noise in SSB receivers, Noise in AM receivers, Noise in FM receivers, pre-emphasis and de-emphasis in FM.			
UNIT-III			
Sampling Process			11 Hours
Introduction, Sampling theorem, Quadrature sampling of Band Pass signal, Practical aspects of sampling and signal recovery: Natural and Flat top samples			
Waveform Coding Techniques			
Quantization, types of quantizers, PCM, Channel noise and error probability, Quantization noise and SNR, DPCM and Delta Modulation.			
Course Outcomes: At the end of the course student will be able to			
1.	Illustrate the mathematical representation of amplitude modulation schemes; describe the types of Amplitude modulation and demodulation techniques.		
2.	Illustrate the mathematical representation of Frequency modulation; Describe direct and indirect techniques of FM modulation and demodulation schemes.		
3.	Analyze the types of noise and its effect on systems; determine the noise parameters in two port communication networks.		

4.	Determine the receiver performance in presence of noise for continuous wave modulation systems.
5.	Apply the concepts of sampling and reconstruction to baseband and bandpass signals.

Course Outcomes Mapping with Program Outcomes & PSO

Program Outcomes→	1	2	3	4	5	6	7	8	9	10	11	12	PSO↓		
↓ Course Outcomes													1	2	3
EC2101-1.1	2	3	-	-	-	-	-	-	-	-	-	-	3	-	-
EC2101-1.2	2	3	-	-	-	-	-	-	-	-	-	-	3	-	-
EC2101-1.3	2	3	-	-	-	-	-	-	-	-	-	-	3	-	-
EC2101-1.4	3	2	-	-	-	-	-	-	-	-	-	-	3	-	-
EC2101-1.5	3	-	-	-	-	-	-	-	-	-	-	-	3	-	-

1: Low 2: Medium 3: High
TEXTBOOKS:

1. Simon Haykin and Michael Moher, "Communication Systems", 5th Edition, John Wiley, 2009.

REFERENCE BOOKS:

1. Simon Haykin, "An Introduction to Analog and Digital Communication", John Wiley, 2006.
2. John G. Proakis and Masoud Salehi, "Communication Systems Engineering", Pearson Education, 2002.
3. Herbert Taub, Donald L. Schilling, and Goutam Saha, "Principles of Communication Systems", 3rd Edition, Tata McGrawHill, 2008.

E Books / MOOCs/ NPTEL

1. <https://nptel.ac.in/courses/117102059>

COMMUNICATION SYSTEMS - II			
Course Code:	EC3101-1	Course Type	PCC
Teaching Hours/Week (L: T: P: S)	3:0:0:0	Credits	03
Total Teaching Hours	40+0+0+0	CIE + SEE Marks	50+50
Prerequisite	EC2101-1		

Teaching Department: Electronics & Communication Engineering

Course Objectives:

1.	Understand the techniques used in geometric interpretation of signals, designing a correlation receiver and matched filter receiver,
2.	Understand the concepts of baseband shaping for data transmission, ISI and its effects.
3.	Study the design of Coherent and Non-coherent digital modulation techniques, Coherent Quadrature modulation techniques.
4.	Study the design of M-ary modulation techniques.
5.	Understand the Spread Spectrum technique, Pseudo Noise sequences, Direct Sequence spread spectrum, Frequency Hop spread spectrum.

UNIT-I

Detection and Estimation	15 Hours
---------------------------------	-----------------

Introduction, Gram-Schmidt orthogonalization procedure, Geometric interpretation of signals, Response of bank correlators to noisy input, Correlation receiver, Matched Filter: Matched filter receiver, maximization of SNR at the output of matched filter, and properties of matched filter. Estimation: concept and criteria.

Baseband Shaping for Data Transmission

Introduction, Discrete PAM signals, Power spectra of discrete PAM signals, Inter symbol Interference, Nyquist's criterion for distortionless base-band binary transmission, Eye pattern.

UNIT-II

Digital Modulation Techniques	14 Hours
--------------------------------------	-----------------

Introduction, Digital Modulation formats, Coherent Binary Modulation techniques, Coherent Quadrature Modulation techniques, Non-Coherent Binary Modulation techniques: DPSK and BFSK, M-ary modulation techniques: M-ary PSK, M-ary QAM

UNIT-III

Spread Spectrum Modulation	11 Hours
-----------------------------------	-----------------

Introduction, Pseudo-noise sequences, notion of spread spectrum, Direct sequence spread coherent Binary PSK, Signal space dimensionality and processing gain, Probability of Error, Antijam Characteristics, Frequency Hopped spread spectrum, Applications

Course Outcomes: At the end of the course student will be able to

1.	Apply signal space representation in the analysis of digital communication systems.
2.	Realize line codes and their power spectral densities. Describe the principle of ISI and analyze the methods for minimizing ISI.
3.	Analyze the properties of basic Modulation techniques and apply them to Digital Communication
4.	Analyze the digital modulation techniques and determine the error performance for the digital modulation techniques.
5.	Demonstrate the understanding and functioning of Spread Spectrum systems and evaluate their performance using processing gain and jamming margin.

Course Outcomes Mapping with Program Outcomes & PSO

[illegible]

EC3101-1.1	3	2	-	-	-	-	-	-	-	-	-	-	3	-	-
EC3101-1.2	3	2	-	-	-	-	-	-	-	-	-	-	3	-	-
EC3101-1.3	2	3	-	-	-	-	-	-	-	-	-	-	3	-	-
EC3101-1.4	2	3	-	-	-	-	-	-	-	-	-	-	3	-	-
EC3101-1.5	2	3	-	-	-	-	-	-	-	-	-	-	3	-	-
1: Low 2: Medium 3: High															
TEXTBOOKS:															
1.	Simon Haykin, “Digital Communication”, John Wiley & Sons, 1988.														
2.	Praokis and Salehi, “Fundamentals of Communication Systems”, 1 st Edition, Pearson Education, 2007.														
REFERENCE BOOKS:															
1.	Bernard Sklar, “Digital Communications”, Pearson, 2 nd Edition, 2005.														
2.	Simon Haykin, “Communication Systems”, 3 rd Edition, John Wiley & Sons, 1998.														
3.	H. Taub and D. L. Schilling, “Principles of Communication Systems”, Tata McGraw-Hill, 2008.														
E Books / MOOCs/ NPTEL															
1.	https://onlinecourses.nptel.ac.in/noc17_ec12														
2.	https://nptel.ac.in/courses/117105077														

ELECTROMAGNETIC WAVE THEORY				
Course Code:		EC2102-1	Course Type	PCC
Teaching Hours/Week (L: T: P: S)		3:0:0:0	Credits	03
Total Teaching Hours		40+0+0+0	CIE + SEE Marks	50+50
Prerequisite		MA1001-1, MA1003-1, PH1001-1		
Teaching Department: Electronics & Communication Engineering				
Course Objectives:				
1.	Understand the behaviour of static electric field and basic laws govern the Electrostatic and steady magnetic fields.			
2.	Understand the behaviour and basic laws of Time Varying field and Learn Wave propagation in lossy and lossless medium.			
3.	Understand characteristics and wave propagation on transmission lines and Learn Standing waves on Transmission line.			
4.	Demonstrate Construction and Application of Smith Chart as impedance chart.			
UNIT-I				
Basic laws of Electromagnetics-I				09 Hours
Basics of Vector Algebra, Differential and Integral Vector calculus and coordinate Systems. Coulomb's law of Force and Electric field Intensity, Electric flux density, Gauss' law, Divergence Theorem, Potential & Potential gradient, Energy density in an electrostatic field, Conductors and dielectrics properties and boundary conditions.				
Basic laws of Electromagnetics-II				06 Hours
Continuity of Current, Biot Savart's Law and applications, Ampere's Circuital Law, Stokes Theorem, Gauss Law, Magnetic flux and flux density, Boundary conditions at Media Interface.				
UNIT-II				
Time Varying fields				05 Hours
Faraday's Law of Electromagnetic Induction, Displacement current and current Density. Maxwell's Equations				
Uniform Plane Wave				08 Hours
Plane Wave, Uniform plane wave, Derivation of Wave equations in terms of E and H, Propagation of wave, Wave polarization, Wave propagation in free space and conducting medium, Skin effect, Phase and Group velocity in free space propagating media, Power flow and Poynting vector.				
UNIT-III				
Transmission Lines				08 Hours
Equations of Voltage and Current on Transmission line, Propagation constant and characteristic impedance and reflection coefficient and VSWR, Standing waves on Loss less and Low loss Transmission line & Power calculation on Transmission line				
Smith Chart				04 Hours
Construction and Application as impedance chart. Constant Resistance and Reactance circles. Applications and Properties of Smith Chart.				
Course Outcomes: At the end of the course student will be able to				
1.	Explain and derive basic laws of Electromagnetics pertaining to electrostatic fields.			
2.	Explain and derive basic laws of Electromagnetics pertaining to steady magnetic fields			
3.	Explain concept of time varying fields and derive basic laws pertaining to Time varying fields			
4.	Explain Wave propagation in lossy and lossless Medium			
5.	Demonstrate the Application of Smith Chart as an impedance chart.			
Course Outcomes Mapping with Program Outcomes & PSO				

Program Outcomes→	1	2	3	4	5	6	7	8	9	10	11	12	PSO↓		
↓ Course Outcomes													1	2	3
EC2102-1.1	3	1	-	1	-	-	-	-	-	-	-	-	1	3	1
EC2102-1.2	3	1	-	1	-	-	-	-	-	-	-	-	1	3	1
EC2102-1.3	3	1	-	1	-	-	-	-	-	-	-	-	1	3	1
EC2102-1.4	3	1	-	1	-	-	-	-	-	-	-	-	1	3	1
EC2102-1.5	3	1	2	1	-	-	-	-	-	-	-	-	1	3	1

1: Low 2: Medium 3: High

TEXTBOOKS:

1. William H., Hayt Jr. and John A. Buck, "Engineering Electromagnetic", 7th Edition, Tata McGraw- Hill, 2006.
2. John D Ryder, "Networks Lines & Fields", 2nd Edition, Pearson Education India, 2015

REFERENCE BOOKS:

1. R. K. Shevgaonkar, "Electromagnetic Waves", Tata McGraw- Hill, 2005.
2. Narayana Rao, "Engineering Electromagnetics", 3rd Edition, Prentice Hall, India, 1997.
3. David K. Cheng, "Electromagnetics", Prentice-Hall

E Books / MOOCs/ NPTEL

1. <http://nptel.ac.in/courses/108106073/>
2. <http://nptel.ac.in/courses/108104087/>
3. <https://archive.nptel.ac.in/courses/108/106/108106157/>
4. <https://nptel.ac.in/courses/108104130>

INTERNET OF THINGS																
Course Code:					EC2103-1			Course Type					PCC			
Teaching Hours/Week (L: T: P: S)					3:0:0:0			Credits					03			
Total Teaching Hours					40+0+0+0			CIE + SEE Marks					50+50			
Prerequisite					EC1001-1, EC1002-1											
Teaching Department: Electronics & Communication Engineering																
Course Objectives:																
1.	Explain the definition and usage of the term “The Internet of Things” in different contexts.															
2.	Understand the various concepts, terminologies, and architecture of IoT systems															
3.	To introduce the concept of M2M (machine to machine) Communication.															
4.	To Learn different protocols used for IoT design															
5.	Understand various applications of IoT in different domains															
UNIT-I																
IoT Overview															16 Hours	
Introduction, Physical design of IoT, Logical design of IoT, IoT architectural view, Sources of IoT, M2M communication, Examples of IoT, Communication Technologies, IoT levels and deployment templates																
UNIT-II																
Design Principles for Web Connectivity															15 Hours	
Web Communication Protocols for Connected Devices, Message Communication Protocols for Connected Devices, Web Connectivity for Connected Devices Network using Gateway, SOAP, REST, HTTP and Web Sockets																
Internet Connectivity Principles																
Internet Connectivity, Internet based Communication, IP addressing in IoT, Media Access Control, Application Layer Protocols: HTTP, HTTPS, FTP, Telnet																
UNIT-III																
Domain specific IoTs															09 Hours	
Home automation, Cities, Environment, Energy, Retail, Logistics, Agriculture, Industry applications, Health and Lifestyle																
Course Outcomes: At the end of the course student will be able to																
1.	Explain IoT and describe the basic architecture of IoT.															
2.	Explain M2M Communication and communication technologies for IoT															
3.	Discuss communication Protocols and web Connectivity for connected devices.															
4.	Describe the IP addressing and application layer protocols in IoT.															
5.	Discuss the domain specific applications of IoT.															
Course Outcomes Mapping with Program Outcomes & PSO																
Program Outcomes→		1	2	3	4	5	6	7	8	9	10	11	12	PSO↓		
↓ Course Outcomes														1	2	3
EC2103-1.1		3	-	-	-	-	-	-	-	-	-	-	-	3	3	-
EC2103-1.2		3	-	-	-	-	-	-	-	-	-	-	-	3	3	-
EC2103-1.3		3	-	-	-	-	-	-	-	-	-	-	-	3	3	-
EC2103-1.4		3	-	-	-	-	-	-	-	-	-	-	-	3	3	-
EC2103-1.5		3	-	-	-	-	-	-	-	-	-	-	-	3	3	-

1: Low 2: Medium 3: High

1: Low 2: Medium 3: High

TEXTBOOKS:	
1.	Vijay Madisetti and Arshdeep Bahga, “Internet of Things (A Hands-on-Approach)”, 1 st Edition, VPT, 2014
2.	Raj Kamal, “Internet of Things: Architecture and Design Principles”, 1 st Edition, McGraw Hill Education, 2017. (ISBN: 978-9352605224)
REFERENCE BOOKS:	
1.	David Hanes, Gonzalo Salgueiro, Patrick Grossetete, Robert Barton, Jerome Henry, "IoT Fundamentals: Networking Technologies, Protocols, and Use Cases for the Internet of Things", 1 st Edition, Pearson Education (Cisco Press Indian Reprint). (ISBN: 978-9386873743)
2.	Ovidiu Vermesan, Peter Friess, “Internet of Things: Converging Technologies for Smart Environments and Integrated Ecosystems” River Publishers, 2013.
3.	Rajkumar Buyya, Amir Vahid Dastjerdi, “Internet of Things: Principles and Paradigms”, Elsevier, 2016.
E Books / MOOCs/ NPTEL	
1.	https://nptel.ac.in/courses/106/105/106105166/
2.	https://nptel.ac.in/courses/108/108/108108098/

NETWORK THEORY AND CONTROL SYSTEMS																
Course Code:					EC2105-1			Course Type				PCC				
Teaching Hours/Week (L: T: P: S)					3:0:0:0			Credits				03				
Total Teaching Hours					40+0+0+0			CIE + SEE Marks				50+50				
Prerequisite					EE1001-1, EC1001-1, MA1001-1											
Teaching Department: Electronics & Communication Engineering																
Course Objectives:																
1.		To Apply mesh and nodal techniques to solve electrical network.														
2.		To Solve different problems related to Electrical circuits using Network Theorems														
3.		To describe Two Port Networks														
4.		To understand basics of control systems; to obtain transfer function for a given electrical system and to analyze time domain stability														
5.		To analyze Frequency domain stability.														
UNIT-I																
Basic Concepts of Network Theory															16 Hours	
Types of sources, Source transformations, Loop and node analysis with linearly dependent and independent sources for DC and AC networks, Concepts of super node and super mesh.																
Network Theorems																
Superposition theorem, Thevenin's theorem, Norton's theorem, Maximum power transfer theorem																
UNIT-II																
Two Port Network Parameters															16 Hours	
Short- circuit Admittance parameters, Open- circuit Impedance parameters, Transmission parameters, Hybrid parameters																
Basic Concepts of Control Systems and Representation																
Types of control systems, effect of feedback systems, differential equation for electrical system, Introduction to block diagrams and Signal Flow Graphs																
Stability Analysis using Root Locus																
Concepts of stability, necessary condition for stability, Introduction to the root locus concepts, Construction of root loci																
UNIT-III																
Stability Analysis using Bode Plot															08 Hours	
Introduction, Bode plots for simple systems (systems with quadratic factors and transportation Lag excluded), Determination of Transfer function from Bode Plot																
Course Outcomes: At the end of the course student will be able to																
1.		Analyze and solve Electric circuit by applying loop analysis and Nodal analysis														
2.		Analyze and solve Electric circuit by applying network Theorems														
3.		Evaluate two port parameters of a network														
4.		Obtain transfer function for a given electrical system and to analyze time domain stability														
5.		Analyze Frequency domain stability.														
Course Outcomes Mapping with Program Outcomes & PSO																
Program Outcomes→		1	2	3	4	5	6	7	8	9	10	11	12	PSO↓		
↓ Course Outcomes														1	2	3
EC2105-1.1		3	-	-	-	-	-	-	-	-	-	-	-	3	3	3
EC2105-1.2		3	-	-	-	-	-	-	-	-	-	-	-	1	1	1
EC2105-1.3		3	-	-	-	-	-	-	-	-	-	-	-	3	3	3
EC2105-1.4		3	-	-	-	-	-	-	-	-	-	-	-	3	3	3
EC2105-1.5		3	-	-	-	-	-	-	-	-	-	-	-	1	1	1
1: Low 2: Medium 3: High																
TEXTBOOKS:																

1.	M E Van Valkenburg, "Network Analysis", 3 rd Edition, PHI/ Pearson Education.
2.	I J Nagrath, M. Gopal, "Control Systems Engineering", 5 th Edition, New Age International Publishers.
REFERENCE BOOKS:	
1.	D Roy Choudhury, "Networks and Systems", 2nd Edition, New Age International publications, 2006 reprint.
2.	H. Hayt, J.E. Kemmerly and S. M. Durbin, "Engineering Circuit Analysis", 6 th Edition, Tata McGraw Hill, New Delhi, 2011
3.	Benjamin C Kuo "Automatic Control System", 8th Edition, John Wiley & Sons, 2007
4.	K. Ogata, "Modern Control Engineering", 5th Edition, Pearson, 2010
E Books / MOOCs/ NPTEL	
1.	https://nptel.ac.in/courses/108102042
2.	https://nptel.ac.in/courses/108105159
3.	https://nptel.ac.in/courses/108106098
4.	https://nptel.ac.in/courses/108102043
5.	https://nptel.ac.in/courses/108102044
6.	https://www.edx.org/course/dynamics-control-upvalenciex-dc201x-2

SIGNALS AND SYSTEMS																
Course Code:					EC2106-1			Course Type					PCC			
Teaching Hours/Week (L: T: P: S)					3:0:0:0			Credits					03			
Total Teaching Hours					40+0+0+0			CIE + SEE Marks					50+50			
Prerequisite					MA1001-1, MA1003-1											
Teaching Department: Electronics & Communication Engineering																
Course Objectives:																
1.	Understand different types of signals, systems, basic operations on signals.															
2.	Study different representations for LTI systems															
3.	Understand Fourier series representation for periodic signals.															
4.	Study the Fourier transform representation for non-periodic signals and Understand the process of Sampling and its implications.															
5.	Study Z transforms and its applications for discrete time signals.															
UNIT-I																
Introduction to Signals and Systems															16 Hours	
Signals: Continuous and Discrete time Signals, Periodic and Non periodic Signals, Energy and Power Signals, Representation of Basic Signals, Operations on Signals.																
Systems: Linear Time Invariant Systems, Impulse Response and its properties, Step Response, Convolution, Difference Equations.																
UNIT-II																
Fourier Representation															15 Hours	
Fourier Series Representation: (CTFS & DTFS) and properties (derivation not included).																
Fourier Transform: (CTFT & DTFT) and properties (derivation not included). Sampling Theorem and its implications: Spectra of sampled signals, Aliasing and its effects. Frequency response of LTI systems.																
UNIT-III																
Z-Transforms															09 Hours	
Z transform, properties of the region of convergence, properties of the Z-transform (derivation not included), Inverse Z-transform by partial fraction, Applications of Z transform.																
Course Outcomes: At the end of the course student will be able to																
1.	Apply the knowledge of classification of signals and perform Basic operations on Signals															
2.	Solve an LTI system to determine the output.															
3.	Determine Frequency domain representation of Periodic Signals															
4.	Determine Frequency domain representation of non-periodic Signals. Make use of frequency domain representation in sampling process.															
5.	Analyze Discrete time signals & Systems using Z transforms.															
Course Outcomes Mapping with Program Outcomes & PSO																
Program Outcomes→		1	2	3	4	5	6	7	8	9	10	11	12	PSO↓		
↓ Course Outcomes														1	2	3
EC2106-1.1		3	-	-	-	-	-	-	-	-	-	-	-	3	1	1
EC2106-1.2		3	-	-	-	-	1	-	-	-	-	-	-	3	1	1
EC2106-1.3		3	-	-	-	-	1	-	-	-	-	-	-	3	1	1
EC2106-1.4		3	-	-	-	2	1	-	-	-	-	-	-	3	1	1
EC2106-1.5		3	-	-	-	2	1	-	-	-	-	-	-	3	1	1
1: Low 2: Medium 3: High																
TEXTBOOKS:																

1.	A. V. Oppenheim, A. S. Willsky and I. T. Young, "Signals and Systems", Prentice Hall, 1983.
2.	Simon Haykin and Barry Van Veen, "Signals and Systems", John Wiley & Sons, 2001, Reprint 2002.
REFERENCE BOOKS:	
1.	R.F. Ziemer, W.H. Tranter and D.R. Fannin, "Signals and Systems - Continuous and Discrete", 4 th Edition, Prentice Hall, 1998.
2.	Douglas K. Lindner, "Introduction to Signals and Systems", McGraw Hill International Edition, 1999.
3.	Robert A. Gabel, Richard A. Roberts, "Signals and Linear Systems", John Wiley & Sons, 1995
E Books / MOOCs/ NPTEL	
1.	https://www.youtube.com/watch?v=7Z3LE5uM-6Y&list=PLbMVogVj5nJQQZbah2uRZIRZ_9kfoqZyx

Professional Core Courses (Lab)

PYTHON PROGRAMMING LAB			
Course Code:	EC2602-1	Course Type	PCC
Teaching Hours/Week (L: T: P: S)	0:0:2:0	Credits	01
Total Teaching Hours	0+0+26+0	CIE + SEE Marks	50+50
Prerequisite	CS1001-1		
Teaching Department: Electronics & Communication Engineering			
Course Objectives:			
1.	To write, test, and debug simple Python programs.		
2.	Use functions for structuring Python programs.		
3.	Represent compound data using Python lists, tuples, and dictionaries.		
4.	Read and write data from/to files in Python.		
List of Experiments			
1	Create a list and perform the following methods 1) insert() 2) remove() 3) append() 4) len() 5) pop() 6) clear(). Create a dictionary and apply the following methods 1) Print the dictionary items 2) access items 3) use get() 4)change values 5) use len() Create a tuple and perform the following methods 1) Add items 2) len() 3) check for item in tuple 4) Access items		
2	Write a python program to (a) add two numbers. (b) print if a number is positive/negative using if-else. (c) find largest number among three numbers. (d) read a number and display corresponding day using if _elif _else?		
3	Write a Python program to use functions with arguments to (a) create a menu with the following options 1. ADDITION 2. SUBTRACTION 3. MULTIPLICATION 4. DIVISION, (b) accepts user inputs and perform the selected operation. Write a python program to check whether the given string is palindrome or not. Write a python program to find factorial of a given number using functions Write a Python function that takes two lists and returns True if they are equal otherwise false		
4	Write a program to double a given number and add two numbers using lambda()? Write a program for filter() to filter only even numbers from a given list. Write a program for map() function to double all the items in the list? Write a program to find sum of the numbers for the elements of the list by using reduce()?)		
5	Demonstrate a python code to implement abnormal termination? Demonstrate a python code to print try, except and finally block statements Write a python program to open and write “hello world” into a file? Write a python program to write the content “hi python programming” for the existing file.		
6	Write a python program to get python version. Write a python program to open a file and check what are the access permissions acquired by that file using os module? Write a python program to display a particular month of a year using calendar module. Write a python program to print all the months of given year.		
7	Write a python program to print date, time for today and now. Write a python program to add some days to your present date and print the date added. Write a python program to print date, time using date and time functions Write a python program which accepts the radius of a circle from user and computes the area (use math module).		
8	Write a python program to create a package (college), sub-package (alldept), modules (it,cse) and create admin and cabin function to module.		

	Write a python program to create a package (Engg), sub-package (years), modules (sem) and create staff and student function to module.
9	Write a python Program to display welcome to MRCET by using classes and objects. Write a python Program to call data member and function using classes and objects Write a program to find sum of two numbers using class and methods Write a program to read 3 subject marks and display pass or failed using class and object.
10	Using a numpy module create an array and check the following: 1. Type of array 2. Axes of array 3. Shape of array 4. Type of elements in array Using a numpy module create array and check the following: 1. List with type float 2. 3*4 array with all zeros 3. From tuple 4. Random values Using a numpy module create array and check the following: 1. Reshape 3X4 array to 2X2X3 array 2. Sequence of integers from 0 to 30 with steps of 5 3. Flatten array 4. Constant value array of complex type
11	Write a python program to concatenate the dataframes with two different objects Write a python code to read a csv file using pandas module and print the first and last five lines of a file.
12	Write a python code to set background color and pic and draw a circle using turtle module Write a python code to set background color and pic and draw a square and fill the color using turtle module Write a python code to perform addition using functions with pdb module.

Course Outcomes: At the end of the course student will be able to

1.	Write, test, and debug simple Python programs. Implement Python programs with conditionals and loops.
2.	Develop Python programs step-wise by defining functions and calling them.
3.	Use Python lists, tuples, dictionaries for representing compound data. Read and write data from/to files in Python

Course Outcomes Mapping with Program Outcomes & PSO

Program Outcomes→	1	2	3	4	5	6	7	8	9	10	11	12	PSO↓		
↓ Course Outcomes													1	2	3
EC2602-1.1	3	2	1	-	3	-	-	-	-	-	-	-	1	3	1
EC2602-1.2	3	2	1	-	3	-	-	-	-	-	-	-	1	3	1
EC2602-1.3	3	2	1	-	3	-	-	-	-	-	-	-	1	3	1

1: Low 2: Medium 3: High

REFERENCE BOOKS:

1.	Kenneth A. Lambert, "The Fundamentals of Python: First Programs", 2012, Cengage Learning.
2.	Mark Lutz, "Learning Python", 5th Edition, O'Reilly 2013.
3.	Paul Barry, "Head First Python", 2nd Edition, O'Reilly 2016.
4.	Zed A. Shaw, "Learn Python the Hard Way", 3rd Edition, Addison Wesley 2013.

E Resources

1.	https://spoken-tutorial.org/tutorial-search/?search_foss=Python+3.4.3&search_language=English
----	---

COMMUNICATION SYSTEMS LAB																
Course Code:				EC3601-1				Course Type				PCC				
Teaching Hours/Week (L: T: P: S)				0:0:2:0				Credits				01				
Total Teaching Hours				0+0+26+0				CIE + SEE Marks				50+50				
Prerequisite				EC2101-1, EC3101-1 (Co-requisite)												
Teaching Department: Electronics & Communication Engineering																
Course Objectives:																
1.	Study Amplitude Modulation and demodulation.															
2.	Understand the generation and detection of DSB-SC and SSB signals.															
3.	Design a Frequency Modulator using IC 8038 to frequency modulate the given message signal.															
4.	Design circuits for various pulse modulation schemes – PAM, PWM and PPM.															
5.	Understand various binary digital modulation and demodulation schemes															
6.	Study optical fiber cable and to measure various losses and numerical aperture.															
List of Experiments																
1	Amplitude Modulation and demodulation.															
2	Double Side Band Suppressed Carrier (DSB-SC) and Single Side Band Suppressed Carrier (SSB-SC).															
3	Transistor Mixer – Up/down conversions.															
4	Frequency Modulation using IC 8038.															
5	Pulse modulation techniques: Pulse Width Modulation and Pulse Position Modulation.															
6	Pulse Amplitude Modulation and demodulation.															
7	Realization of Digital Modulation techniques – BASK, BPSK															
8	Quadrature Phase-Shift Keying - modulation and demodulation.															
9	Differential Phase-Shift Keying - modulation and demodulation.															
10	Measurement of losses and numerical aperture of a optical fiber cable.															
Course Outcomes: At the end of the course student will be able to																
1.	Design as well as conduct experiments, analyze and interpret the results to provide valid conclusions for modulators and demodulator using hardware components.															
2.	Simulate the concepts of communication schemes using appropriate Simulation tools.															
Course Outcomes Mapping with Program Outcomes & PSO																
Program Outcomes→		1	2	3	4	5	6	7	8	9	10	11	12	PSO↓		
↓ Course Outcomes														1	2	3
EC3601-1.1		3	-	-	2	-	-	-	-	1	1	-	-	3	-	-
EC3601-1.2		2	-	-	-	3	-	-	-	1	1	-	-	3	-	-
1: Low 2: Medium 3: High																
REFERENCE BOOKS:																
1.	Simon Haykin, Michael Moher, “Communication Systems”, 5 th Edition, John Wiley, 2009.															
2.	Simon Haykin, “Digital Communication”, John Wiley & Sons, 1988.															
3.	Praokis and Salehi, “Fundamentals of Communication Systems”, Pearson Education, First Edition, 2007.															
4.	Bernard Sklar, “Digital Communications”, Pearson, 2 nd Edition, 2005.															
5.	Simon Haykin, “An Introduction to Analog and Digital Communication”, John Wiley, 2006.															
6.	John G. Proakis, Masoud Salehi, “Communication Systems Engineering”, Pearson Education, 2002.															
7.	Herbert Taub, Donald L. Schilling, Goutam Saha, “Principles of Communication Systems”, 3 rd Edition, Tata McGraw-Hill, 2008															

IOT LAB																			
Course Code:					EC2601-1			Course Type				PCC							
Teaching Hours/Week (L: T: P: S)					0:0:2:0			Credits				01							
Total Teaching Hours					0+0+26+0			CIE + SEE Marks				50+50							
Prerequisite					CS1001-1, EC2103-1(Co-requisite)														
Teaching Department: Electronics & Communication Engineering																			
Course Objectives:																			
1.		To understand the concepts of IoT.																	
2.		To understand and use webserver platforms.																	
3.		To introduce various cloud platforms.																	
4.		To introduce IoT based hardware kits and analyze its working.																	
5.		To recall the concepts and build prototype of an IoT system																	
List of Experiments																			
1		Introduction to IoT Lab																	
2		Browsing HTML pages using HTTP Server and Controlling GPIO and Reading Sensor Connected to the interfacing Hardware Kit																	
3		Creation of own Web Server and Web page																	
4		Working with Thing Speak Cloud Server for IoT																	
5		Application of Message Queue Telemetry Transport (MQTT) in IoT																	
6		Working with Eclipse Cloud Server using MQTT Dash																	
7		Projects																	
Course Outcomes: At the end of the course student will be able to																			
1.		Use microcontroller/microprocessor based embedded platforms in IOT. Make use of Cloud platform to upload and analyze any sensor data.																	
2.		Use the knowledge and skills acquired during the course to build and test a complete, working IoT system involving prototyping, programming and data analysis.																	
Course Outcomes Mapping with Program Outcomes & PSO																			
Program Outcomes→				1	2	3	4	5	6	7	8	9	10	11	12	PSO↓			
↓ Course Outcomes																	1	2	3
EC2601-1.1				3	-	-	-	2	-	-	-	1	2	-	-	3	3	1	
EC2601-1.2				3	1	1	1	2	-	-	-	2	2	-	-	3	3	1	
1: Low 2: Medium 3: High																			
REFERENCE BOOKS:																			
1.		Vijay Madiseti and Arshdeep Bahga, “Internet of Things (A Hands-on-Approach)”, 1 st Edition, VPT, 2014																	
2.		Raj Kamal, “Internet of Things: Architecture and Design Principles”, 1 st Edition, McGraw Hill Education, 2017.																	

POWER ELECTRONICS AND CONTROL SYSTEMS LAB																
Course Code:				EC3602-1				Course Type				PCC				
Teaching Hours/Week (L: T: P: S)				0:0:2:0				Credits				01				
Total Teaching Hours				0+0+26+0				CIE + SEE Marks				50+50				
Prerequisite				EC2001-1, EC2002-1, EC2105-1												
Teaching Department: Electronics & Communication Engineering																
Course Objectives:																
1.		Understand static and switching characteristics of various power devices.														
2.		Be skilled in building and analyzing various types of power converters.														
3.		Get an understanding of how converters behave in presence of inductance in the load.														
4.		Analyse the step response of control circuits.														
List of Simulation Experiments																
1		Steady-state characteristics of SCR.														
2		Switching characteristics of BJT and MOSFET.														
3		Buck regulator.														
4		Boost regulator.														
5		Buck-Boost regulator.														
6		Single phase full-bridge inverter with inductive load.														
7		Current source inverter.														
8		Step response of first and second order systems.														
List of Hardware Experiments																
1		AC voltage controller with resistive and inductive loads.														
2		Single-phase Fully Controlled Bridge Converter with R-L loads.														
3		Series and Parallel inverter.														
4		Temperature control system using PID.														
Course Outcomes: At the end of the course student will be able to																
1.		Analyse by simulation/experimentation power electronics and control circuits.														
Course Outcomes Mapping with Program Outcomes & PSO																
Program Outcomes→		1	2	3	4	5	6	7	8	9	10	11	12	PSO↓		
↓ Course Outcomes														1	2	3
EC3602-1.1		3	2	2	-	3	-	-	-	1	1	-	1	3	-	-
EC3602-1.2		3	2	-	-	-	-	-	-	1	1	-	1	3	-	-
1: Low 2: Medium 3: High																
REFERENCE BOOKS:																
1.		Muhammad H. Rashid and Hasan M. Rashid, "SPICE for Power Electronics and Electric Power", 2 nd Edition, CRC Press, 2006														
2.		Daniel W. Hart, "Power Electronics", McGraw Hill, 2011.														
3.		Muhammad H. Rashid, "Power electronics: Devices, circuits, and Applications", 4th Edition, Pearson 2014.														
4.		L. Umanand, "Power Electronics Essentials and Applications", Wiley India Pvt. Ltd., 2009.														
5.		Ned Mohan, "Power Electronics: A First Course", John Wiley & Sons, Inc., 2012.														

SYSTEM VERILOG LAB																	
Course Code:				EC3603-1			Course Type				PCC						
Teaching Hours/Week (L: T: P: S)				0:0:2:0			Credits				01						
Total Teaching Hours				0+0+26+0			CIE + SEE Marks				50+50						
Prerequisite				EC2003-1													
Teaching Department: Electronics & Communication Engineering																	
Course Objectives:																	
1.	To Introduce System Verilog as a tool to test digital circuits																
List of Experiments																	
1	Introduction to testing and verification tool																
2	Verilog coding for Testing and verification																
3	Verilog coding for Tasks, Functions and Computer Directives																
4	Implementing Object-oriented programming concepts using Verilog																
5	Experiments on Device Under Test																
Course Outcomes: At the end of the course student will be able to																	
1.	Use relevant tools to perform testing and verification of the specified design.																
Course Outcomes Mapping with Program Outcomes & PSO																	
Program Outcomes→			1	2	3	4	5	6	7	8	9	10	11	12	PSO↓		
↓ Course Outcomes															1	2	3
EC3603-1.1			3	2	1	-	3	-	-	-	-	-	-	-	1	3	1
1: Low 2: Medium 3: High																	
REFERENCE BOOKS:																	
1.	Chris Spear, "SystemVerilog for Verification: A Guide to Learning the Testbench Language Features", 2 nd Edition, Springer, 2008.																
2.	Mike Mintz, Robert Ekendahl, "Hardware Verification with System Verilog- An object-oriented framework", Springer, 2007.																
3.	Janick Bergeron, “Writing Testbenches using System Verilog”, Springer, 2005.																
E Resources																	
1.	https://www.doulos.com/knowhow/systemverilog/systemverilog-tutorials/																
2.	https://www.youtube.com/SystemVerilog																

Professional Core Courses (Softcore)

INSTRUMENTS & MEASUREMENT																
Course Code:					EC2104-1			Course Type				PCC				
Teaching Hours/Week (L: T: P: S)					3:0:0:0			Credits				03				
Total Teaching Hours					40+0+0+0			CIE + SEE Marks				50+50				
Prerequisite					EE1001-1, EC1001-1											
Teaching Department: Electronics & Communication Engineering																
Course Objectives:																
1.		To explain physiological transducers.														
2.		To understand the various bridge circuits used in measurements														
3.		To explain various biomedical recording systems for ECG, EMG, EEG and others														
4.		To describe principle and working of Imaging systems like X-ray machine, Tomography, MRI scanning systems, ultrasonic imaging system and Microwave Ablation Therapy system.														
5.		To select an appropriate sensing device for particular process														
6.		To impart with the knowledge of generalized measurement systems														
7.		To discuss the errors in measurements and their rectification.														
UNIT-I																
Transducers															16 Hours	
Classification of transducers, Pressure Transducers, Transducers for body temperature measurement, Pulse sensors, respiration sensors, Bridge circuits – DC Bridges (Wheat stone’s bridge, Kelvin’s Bridge), AC Bridges (Maxwell’s Bridge, Hay’s Bridge, Schering’s Bridge, Wien’s Bridge), Preamplifiers																
UNIT-II																
Biomedical Instruments and Imaging Systems															15 Hours	
ECG, VCG, PCG, EEG, EMG, X-ray Machine and Digital Radiography, X-ray Computed Tomography, MRI System, Ultrasonic Imaging System, echocardiography, echoencephalography, Microwave Ablation Therapy, Lab-on Chip technology																
UNIT-III																
Fundamentals of Measurements															09 Hours	
Measurements, Basic method of measurement, generalized scheme for measurement systems, Errors, Classification of errors, error analysis.																
Course Outcomes: At the end of the course student will be able to																
1.		Discuss the characteristics and principle of pressure transducers, body temperature transducers, pulse transducers and respiration transducers														
2.		Analyze and use the various circuits for measurement of R,L,C,F,V,I etc.														
3.		Describe the biomedical recording systems for ECG, EMG, EEG and PCG														
4.		Illustrate the principle and working of X-ray machine, Computed Tomography, MRI scanning system, Cardiac imaging system, ultrasonic imaging system and Microwave Ablation Therapy system.														
5.		Analyze measurement systems and errors in measurement														
Course Outcomes Mapping with Program Outcomes & PSO																
Program Outcomes→		1	2	3	4	5	6	7	8	9	10	11	12		PSO↓	
↓ Course Outcomes														1	2	3
EC2104-1.1		3	-	-	-	-	-	-	-	-	-	-	-	3	-	-
EC2104-1.2		3	-	-	-	-	-	-	-	-	-	-	-	3	1	-
EC2104-1.3		3	-	-	-	-	-	-	-	-	-	-	-	3	-	-
EC2104-1.4		3	-	-	-	2	-	-	-	-	-	-	-	3	-	-

EC2104-1.5																	3	-	-	-	-	-	-	-	-	-	-	-	-	3	1	-
1: Low 2: Medium 3: High																																
TEXTBOOKS:																																
1.	R. S. Khandpur, “Handbook of Bio-Medical Instrumentation”, Tata McGraw Hill Publishing Co. Ltd., 2003.																															
2.	Sawhney. A. K, "A Course in Electrical and Electronics Measurements and Instrumentation", 18th Edition, Dhanpat Rai & Company Private Limited.																															
REFERENCE BOOKS:																																
1.	Leslie Cromwell, Fred J. Weibell, Erich A. Pfeiffer, “Bio-Medical Instruments and Measurements”, 2nd, Pearson education, 2002/PHI																															
2.	H.S. Kalsi, “Electronic Instrumentation”, Second edition, Tata Mc Graw-Hill, 2004.																															
3.	https://www.radiologyinfo.org/en/info/rfaliver																															
E Books / MOOCs/ NPTEL																																
1.	https://onlinecourses.nptel.ac.in/noc21_bt50/preview																															
2.	https://archive.nptel.ac.in/courses/112/106/112106138/																															
3.	https://nptel.ac.in/courses/108105153																															
4.	https://easyengineering.net/kalsi-electronic-instrumentation/																															

INFORMATION THEORY AND ERROR CONTROL CODING				
Course Code:		EC3102-1	Course Type	PCC
Teaching Hours/Week (L: T: P: S)		3:0:0:0	Credits	03
Total Teaching Hours		40+0+0+0	CIE + SEE Marks	50+50
Prerequisite		MA2009-1, EC2101-1		
Teaching Department: Electronics & Communication Engineering				
Course Objectives:				
1.	Understand how information is measured and explain the concepts of entropy as applicable to zero memory sources.			
2.	Illustrate the properties of codes, to identify the instantaneous codes, devise source codes using various coding techniques and to determine its efficiency.			
3.	Explain with examples the concepts of Groups, Fields, Rings and Vector Spaces.			
4.	Describe a linear block code in matrix form, understand binary cyclic code and to design an encoder and syndrome calculation circuit for linear block codes and binary cyclic codes.			
5.	Determine error detection and correction capabilities of linear block codes.			
6.	Understand the encoding and decoding processes of convolution codes.			
UNIT-I				
Introduction to Information Theory				09 Hours
Measure of information, Entropy of zero memory sources, Source coding, Prefix codes, Source coding theorem, Huffman coding, Dictionary based coding: LZ algorithm.				
Algebra for Error Control Coding				07 Hours
Groups, Rings, Fields, Galois Fields, Quotient rings, Vector spaces.				
UNIT-II				
Linear Block Codes				09 Hours
Types of errors, Examples, Methods of controlling errors, Types of codes, Linear block codes- Matrix description, Encoding circuit, Syndrome computation and error detection, Syndrome calculation circuit, Hamming weight, Hamming distance, Minimum distance of a block code, Error detection and correction capabilities of a linear block code, Single error-correcting Hamming codes, Table lookup decoding using standard array.				
Binary Cyclic Codes				06 Hours
Algebraic structures of cyclic codes, Non-systematic cyclic codes, Systematic cyclic codes, Encoding using (n-k) bit shift register, Syndrome calculation.				
UNIT-III				
Convolution Codes				09 Hours
Introduction, Encoding using time domain approach, Encoding using transform domain approach, State diagram, Code tree, Trellis diagram, Sequential decoding, Viterbi decoding algorithm, Principle of Turbo coding.				
Course Outcomes: At the end of the course student will be able to				
1.	Calculate the information content of a message, entropy of a zero-memory source for the given source statistics. Determine the codewords and calculate coding efficiency using Huffman algorithm for memoryless sources given the source statistics and LZ algorithm for sources with memory.			
2.	Discuss the concepts of Groups, Rings, Fields, Galois Fields, Quotient rings and Vector Spaces as applied to Error Control Coding.			
3.	For the given (n, k) linear block codes determine the codewords, syndrome, error detecting and correcting capability of the code; Design a single error correcting linear block code for the given message length.			

4.	For the given generator polynomial for an (n, k) binary cyclic codes, determine the codewords in non-systematic and systematic forms; Determine the syndrome for the given received vector.
5.	Evaluate the codewords for a given (n, k, m) convolution encoder and use sequential search and Viterbi algorithm to decode the information from the given received vector and discuss Turbo codes.

Course Outcomes Mapping with Program Outcomes & PSO

Program Outcomes→	1	2	3	4	5	6	7	8	9	10	11	12	PSO↓		
↓ Course Outcomes													1	2	3
EC3102-1.1	2	3	-	-	-	-	-	-	-	-	-	-	3	2	-
EC3102-1.2	3	-	-	-	-	-	-	-	-	-	-	-	3	2	-
EC3102-1.3	2	3	-	-	-	-	-	-	-	-	-	-	3	2	-
EC3102-1.4	2	3	-	-	-	-	-	-	-	-	-	-	3	2	-
EC3102-1.5	2	3	-	-	-	-	-	-	-	-	-	-	3	2	-

1: Low 2: Medium 3: High
TEXTBOOKS:

1. Shu Lin, Daniel J. Costello, "Error Control Coding", Pearson / Prentice Hall, 2nd Edition, 2004.
2. Muralidhar Kulkarni and K. S. Shivaprakasha, "Information Theory and Coding", Wiley (India), 2015.

REFERENCE BOOKS:

1. Todd K. Moon, "Error Correction Coding", John Wiley Publications, 2005.
2. K. Sam Shanmugham, "Digital and Analog Communication Systems", John Wiley Publications, 1996.
3. Simon Haykin, "Digital Communications", John Wiley Publications, 2003.

E Books / MOOCs/ NPTEL

1. <http://nptel.ac.in/courses/117101053/>

INTRODUCTION TO CYBER PHYSICAL SYSTEM SECURITY																
Course Code:					EC3103-1			Course Type				PCC				
Teaching Hours/Week (L: T: P: S)					3:0:0:0			Credits				03				
Total Teaching Hours					40+0+0+0			CIE + SEE Marks				50+50				
Prerequisite					EC2103-1											
Teaching Department: Electronics & Communication Engineering																
Course Objectives:																
1.	To learn the basics of security and various types of security issues.															
2.	To study different cryptography techniques available and various security attacks.															
3.	Explore network security and how they are implemented in real world.															
4.	To get an insight of various issues of Web security and biometric authentication.															
UNIT-I																
Overview of Security															16 Hours	
Overview of Security and Privacy in Information System. Applied Cryptography & Intrusion Detection, Architecture of Applied Cryptography, One Way Hash Function and Integrity, Encryption Algorithms and Confidentiality, Digital Signature and Authentication (DH, RSA, 2 class), Intrusion Detection and Information Theory.																
UNIT-II																
Security of IoT and SDN															15 Hours	
Internet of Things Security, Security and Privacy for IoT Case Study: Smart Home, Smart Grid Network, Modern Vehicle, Wearable Computing & BYOD, Mobile HealthCare. Software-Defined Networks, Introduction of Software-Defined Networks, Security for Software-Defined Networks, Privacy Leakages for Software-Defined Networks, Case Studies: How to Attack Software-Defined Networks.																
UNIT-III																
Cyber Physical Systems															09 Hours	
Cyber-Physical Systems (CPS), CPS - Platform components, CPS implementation issues, Intelligent CPS, Secure Deployment of CPS.																
Course Outcomes: At the end of the course student will be able to																
1.	To apply basics of security and issues related to it.															
2.	To learn security issues in IoT															
3.	To learn mechanism of Software defined networks and its security															
4.	To learn mechanism of software defined network and its security															
5.	To apply basics of cyber physical systems															
Course Outcomes Mapping with Program Outcomes & PSO																
Program Outcomes→		1	2	3	4	5	6	7	8	9	10	11	12	PSO↓		
↓ Course Outcomes														1	2	3
EC3103-1.1		3	-	-	-	-	-	-	-	-	-	-	-	1	-	-
EC3103-1.2		3	-	-	-	-	-	-	-	-	-	-	-	1	-	-
EC3103-1.3		3	-	-	-	-	-	-	-	-	-	-	-	1	-	-
EC3103-1.4		3	-	-	-	-	-	-	-	-	-	-	-	1	-	-
EC3103-1.5		3	-	-	-	-	-	-	-	-	-	-	-	1	-	-
1: Low 2: Medium 3: High																
TEXTBOOKS:																
1.	Cyber Security, Nina Godbole, John Wiley & Sons.															
2.	Li Da Xu, Shancang Li, “Securing the Internet of Things”, Syngress.															
REFERENCE BOOKS:																
1.	Alasdair Gilchrist, “IoT Security Issues”, De Gruyter															

2.	Sean Smith, “The Internet of Risky Things”, Sean Smith, Shroff Publisher/O’Reilly Publisher
E Books / MOOCs/ NPTEL	
1.	https://youtu.be/0ebJuDaHteo (search for cyber physical system)

LINEAR CONTROL SYSTEMS																	
Course Code:				EC3104-1			Course Type				PCC						
Teaching Hours/Week (L: T: P: S)				3:0:0:0			Credits				03						
Total Teaching Hours				40+0+0+0			CIE + SEE Marks				50+50						
Prerequisite				EC2105-1													
Teaching Department: Electronics & Communication Engineering																	
Course Objectives:																	
1.	To represent state model of a system																
2.	To obtain state space models using various methods																
3.	To derive transfer function from state model																
4.	To describe eigen values, eigen vectors and diagonalization of state model																
5.	Solve the State equations to provide a solution and analyze them																
UNIT-I																	
State Variable Analysis and Design													16 Hours				
Introduction, concept of state, state variables and state model, state model of linear systems, non-uniqueness of state model, linearization of state equations. State space representation using physical variables, phase variables & canonical variables.																	
UNIT-II																	
Matrix Algebra & Derivation of Transfer Function													15 Hours				
Derivation of transfer function from state model, Diagonalization, Eigen values, Eigen vectors, Model Matrix, Diagonalization, generalized Eigen vectors.																	
UNIT-III																	
Solution of State Equation													09 Hours				
Solution of state equation, state transition matrix and its properties, Computation using Laplace transformation, Power series method, Cayley-Hamilton method, Concept of controllability & observability, Methods of determine controllability & observability.																	
Course Outcomes: At the end of the course student will be able to																	
1.	Understand the concept of state, state variable and state model of a given system																
2.	Obtain state space model using various methods																
3.	Obtain transfer function from state model																
4.	Understand the concept eigen values, eigen vectors and diagonalization of state model																
5.	Obtain solution to state equation and analyze them																
Course Outcomes Mapping with Program Outcomes & PSO																	
Program Outcomes→		1	2	3	4	5	6	7	8	9	10	11	12		PSO↓		
↓ Course Outcomes															1	2	3
EC3104-1.1		3	-	-	-	-	-	-	-	-	-	-	-	3	1	3	
EC3104-1.2		3	-	-	-	-	-	-	-	-	-	-	-	3	1	3	
EC3104-1.3		3	-	-	-	-	-	-	-	-	-	-	-	3	1	3	
EC3104-1.4		3	-	-	-	-	-	-	-	-	-	-	-	3	1	3	
EC3104-1.5		3	-	-	-	-	-	-	-	-	-	-	-	3	1	3	
1: Low 2: Medium 3: High																	
TEXTBOOKS:																	
1.	M Gopal, "Modern Control System Theory", New Age International, 2012 Reprint.																
REFERENCE BOOKS:																	
1.	A. Nagoor Kani, "Advanced Control Theory", RBA Publications, 2nd Edition, 2009.																
2.	Benjamin C Kuo “Automatic Control System”, John Wiley & Sons, 8th Edition, 2007.																
3.	J. Nagrath and M. Gopal, "Control System Engineering”, 4th Edition, New Age International Publishers, 2006.																

E Books / MOOCs/ NPTEL	
1.	https://nptel.ac.in/courses/108107115
2.	https://nptel.ac.in/courses/108106150

POWER ELECTRONICS																
Course Code:				EC3105-1				Course Type				PCC				
Teaching Hours/Week (L: T: P: S)				3:0:0:0				Credits				03				
Total Teaching Hours				40+0+0+0				CIE + SEE Marks				50+50				
Prerequisite				EC2001-1, EC2002-1												
Teaching Department: Electronics & Communication Engineering																
Course Objectives:																
1.		Understand the characteristics of Thyristors and its use in AC-AC and AC-DC conversion applications														
2.		Understand the dynamic characteristics of Power transistors and their use in the design of Switch Mode regulators														
3.		Understand the operation of an Inverter.														
UNIT-I																
Thyristors and Thyristor based Converters														15 Hours		
Thyristor Characteristics, Two-Transistor Model of Thyristor, Thyristor Turn-On, Thyristor Turn-Off, di/dt Protection, dv/dt Protection, Single-Phase Full Converters, Single-Phase Dual Converters, Single-Phase Full-Wave Controllers with Resistive & Inductive Loads.																
UNIT-II																
Power Transistors and DC–DC Converters														16 Hours		
Steady-State and Switching Characteristics of Power MOSFETS and BJT, IGBTs, Comparisons of Transistors, di/dt and dv/dt Limitations, BJT Base Drive, MOSFET Gate Drive, Buck Regulators, Boost regulator and Buck–Boost Regulators																
UNIT-III																
Inverters														09 Hours		
Introduction, Principles of operation, Performance parameters, 1ϕ bridge Inverter, Voltage control of 1ϕ Inverters, current source Inverters, Variable DC link Inverter.																
Course Outcomes: At the end of the course student will be able to																
1.		Discuss V-I, turn-on & turn-off Characteristics, turn on methods for an SCR; Discuss the operation of SCR based controlled rectifiers.														
2.		Discuss the operation of SCR based ON-OFF type and phase-controlled A.C Voltage Controllers														
3.		Discuss the ON/OFF and switching properties of BJT and MOSFET; Design drive circuits for BJT and MOSFET for the given specifications														
4.		Design switched regulators for the given specifications														
5.		Discuss the operation of transistor based half and full bridge inverter, current source inverter and methods for the output voltage control														
Course Outcomes Mapping with Program Outcomes & PSO																
Program Outcomes→		1	2	3	4	5	6	7	8	9	10	11	12	PSO↓		
↓ Course Outcomes														1	2	3
EC3105-1.1		3	2	-	-	-	-	-	-	-	-	-	-	3	-	-
EC3105-1.2		3	2	-	-	-	-	-	-	-	-	-	-	3	-	-
EC3105-1.3		3	2	-	-	-	-	-	-	-	-	-	-	3	-	-
EC3105-1.4		3	2	-	-	-	-	-	-	-	-	-	-	3	-	-
EC3105-1.5		3	2	-	-	-	-	-	-	-	-	-	-	3	-	-
1: Low 2: Medium 3: High																
TEXT BOOK:																

1.	Muhammad H. Rashid, "Power electronics: Devices, circuits, and Applications", 4th Edition, Pearson 2014.
REFERENCE BOOKS:	
1.	L. Umanand, "Power Electronics Essentials and Applications", Wiley India Pvt. Ltd., 2009.
2.	Daniel W. Hart, "Power Electronics", McGraw Hill, 2011.
3.	Ned Mohan, "Power Electronics: A First Course", John Wiley & Sons, Inc., 2012.
E Books / MOOCs/ NPTEL	
1.	https://nptel.ac.in/courses/108105066
2.	https://www.digimat.in/nptel/courses/video/108101126/L01.html

Professional Elective Courses (Communication Stream)

MULTIMEDIA COMMUNICATION																
Course Code:				EC4301-1				Course Type				PEC				
Teaching Hours/Week (L: T: P: S)				3:0:0:0				Credits				03				
Total Teaching Hours				40+0+0+0				CIE + SEE Marks				50+50				
Prerequisite				EC3002-1												
Teaching Department: Electronics & Communication Engineering																
Course Objectives:																
1.		Study different multimedia networks and their applications. Explore the media types, communication modes, and evaluate the QoS of different network types used in multimedia systems.														
2.		Understand different audio and video compression techniques.														
3.		Compute network performance parameters for multimedia information networks. Understand information transmission over different types of networks.														
4.		Understand different transport and management protocols employed in multimedia systems.														
UNIT-I																
Multimedia Communications														16 Hours		
Introduction, Multimedia information representation, Multimedia networks, Multimedia applications, Media types, Communication modes, Network types, Multipoint conferencing, Network QoS application QoS.																
UNIT-II																
Audio and Video Compression and Multimedia Information Networks														16 Hours		
Audio and Video Compression: Introduction, Audio compression, DPCM, ADPCM, APC, LPC, Video compression, Video compression principles, H.261, H.263, MPEG, MPEG-1, MPEG-2, and MPEG-4.																
Multimedia Information Networks: Introduction, Network performance parameters, Throughput, Networking delay, Delay variance, Error rate, Quality of service. QoS perspectives, QoS Processing, Multimedia transmission, Requirements, transmission over WANs, Multimedia Transmission over LANs, ATM Networks, Wireless LANs.																
UNIT-III																
Multimedia Transport and Management Protocols														08 Hours		
Multimedia transport: RTP and RTCP																
Multimedia management protocols: H.323, SIP, SDP, SAP.																
Course Outcomes: At the end of the course student will be able to																
1.		Discuss the importance of multimedia networks and information representation techniques namely text, image, audio and video for efficient transfer of information.														
2.		Analyse the interpersonal, interactive and entertainment applications of multimedia communication networks. Determine the QoS parameters associated with a constant bit rate channel of communication network.														
3.		Demonstrate the audio codec systems DPCM, ADPCM, LPC and video codec systems H.261, H.263, MPEG-1, MPEG-2, and MPEG-4using SIMULINK tool.														
4.		Calculate the multimedia network performance parameters - throughput, network delay, delay variance, error rate and predict the multimedia transmission over LAN, WAN and MAN.														
5.		Examine the capabilities of multimedia transport protocols RTP and RTCP and multimedia management protocols H323, SIP, SDP, SAP for the best Voice over IP service.														
Course Outcomes Mapping with Program Outcomes & PSO																
Program Outcomes→		1	2	3	4	5	6	7	8	9	10	11	12	PSO↓		
↓ Course Outcomes														1	2	3
EC4301-1.1		3	-	-	-	-	-	-	-	-	-	-	-	3	-	-
EC4301-1.2		2	3	-	-	-	-	-	-	-	-	-	-	3	1	-

EC4301-1.3	3	-	-	-	2	-	-	-	-	-	-	-	3	1	-
EC4301-1.4	3	-	-	-	-	-	-	-	-	-	-	-	3	1	-
EC4301-1.5	3	-	-	-	-	-	-	-	-	-	-	-	3	1	-
1: Low 2: Medium 3: High															
TEXTBOOKS:															
1.	Fred Halsall, “Multimedia Communications: Applications, Networks, Protocols, and Standards”, Pearson Education, Asia, 2 nd Edition Indian reprint 2002.														
2.	Nalin K. Sharda, “Multimedia Information Networking”, PHI, 2003.														
3.	Ralf Steinmetz, Klara Narstedt, “Multimedia Fundamentals: Vol. 1-Media Coding and Content Processing”, Pearson Education, 2004.														
REFERENCE BOOKS:															
1.	Andy Sloane, “Multimedia Communications”, McGraw Hill, 1996.														
E Books / MOOCs/ NPTEL															
1.	http://nptel.ac.in/courses/117105083/														

OPTICAL COMMUNICATION SYSTEMS			
Course Code:	EC4201-1	Course Type	PEC
Teaching Hours/Week (L: T: P: S)	3:0:0:0	Credits	03
Total Teaching Hours	40+0+0+0	CIE + SEE Marks	50+50
Prerequisite	EC3101-1		
Teaching Department: Electronics & Communication Engineering			
Course Objectives:			
1.	Appreciate the use of Optical Communication and Networks in various walks of life, describe the types of networks, and network Services and Applications.		
2.	Explain responsibilities of Optical Transmitters, Optical receiver its implementation and its function.		
3.	Explain the various techniques used in fiber coupler and connectors.		
4.	List types of optical networks and its significance in optical domain.		
5.	Explain the operation of WDM concept and its applications.		
UNIT-I			
Overview of Optical Fiber Communication			16 Hours
Introduction, Historical development, General system, Advantages, Disadvantages and applications of optical fiber communication, Optical fiber waveguides, Ray theory, Cylindrical, Single mode fiber, Cutoff wave length, Mode field diameter. Optical Fibers: Fiber materials, Photonic crystal, Fiber optic cables specialty fibers.			
Introduction, Attenuation, Absorption, Scattering losses, Bending loss, Dispersion, Intra model dispersion, Inter model dispersion.			
UNIT-II			
Optical Sources and Detectors			05 Hours
Introduction, LED's, LASER diodes, Photo detectors, Photo detector noise, Response time, Double hetero junction structure, Photo diodes, Comparison of photo detectors.			
Fiber Couplers and Connectors			05 Hours
Introduction, Fiber alignment and joint loss, Single mode fiber joints, Fiber splices, Fiber connectors and fiber couplers.			
Optical Receiver			05 Hours
Introduction, Optical Receiver Operation, Receiver sensitivity, Quantum limit, Eye diagrams, Coherent detection, Burst mode receiver, Operation, and Analog receivers.			
UNIT-III			
Optical Amplifiers and Networks			03 Hours
Optical amplifiers, Basic applications and types, Semiconductor optical amplifiers, EDFA.			
Optical Networks			03 Hours
Introduction, SONET / SDH, Optical Interfaces, SONET/SDH rings, High – speed light – waveguides.			
WDM Concepts and Components			03 Hours
WDM concepts, Overview of WDM operation principles, WDM standards.			
Course Outcomes: At the end of the course student will be able to			
1.	Explain the propagation of optical signals for single mode and multimode in different fiber structures.		
2.	Estimate the fiber losses and quantum efficiency due to attenuation factor, dispersion and total carrier recombination life time.		
3.	Explain the concept of fiber couplers, connectors and fiber alignment mechanism.		
4.	Discuss the concepts of optical receiver characteristics to estimate the receiver sensitivity, quantum limit.		

5.	Explain the concept of SONET/SDH and WDM network models for wavelength connectivity and multiplexing techniques.
-----------	--

Course Outcomes Mapping with Program Outcomes & PSO

Course Outcomes Mapping with Program Outcomes of PDS																
Program Outcomes→	1	2	3	4	5	6	7	8	9	10	11	12		PSO↓		
↓ Course Outcomes													1	2	3	
EC4201-1.1	3	-	-	-	-	-	-	-	-	-	-	-	3	-	-	
EC4201-1.2	3	-	-	-	-	-	-	-	-	-	-	-	3	-	-	
EC4201-1.3	3	-	-	-	-	-	-	-	-	-	-	-	3	-	-	
EC4201-1.4	3	-	-	-	-	-	-	-	-	-	-	-	3	-	-	
EC4201-1.5	3	-	-	-	-	-	-	-	-	-	-	-	3	-	-	

1: Low 2: Medium 3: High

TEXTBOOKS:

1. John M. Senior, "Optical Fiber Communications", Pearson edition, 2000.
2. Gerd Keiser, "Optical Fiber Communication", MGH, 1991.

REFERENCE BOOKS:

1. M. N. Bandyopadhyay, "Optical Communication and Networks", PHI, 2014.
2. Rajiv Ramswami, N. Sivarajan, "Optical Networks", M. Kauffman Publishers, 2000.
3. G. P. Agarawal, "Fiber Optics Communication Systems", John Wiley New York, 1997.
4. P.E. Green, "Optical Networks", Prentice Hall, 1994.

RF CIRCUIT DESIGN																
Course Code:				EC3201-1				Course Type				PEC				
Teaching Hours/Week (L: T: P: S)				3:0:0:0				Credits				03				
Total Teaching Hours				40+0+0+0				CIE + SEE Marks				50+50				
Prerequisite				EC2102-1												
Teaching Department: Electronics & Communication Engineering																
Course Objectives:																
1.		To study the radio frequency and medium wave concepts and the circuit representations of RF and MW networks.														
2.		To learn the application of Smith chart in lumped and distributed element circuit applications.														
3.		To design the matching networks.														
4.		To learn the design of small signal and large signal RF/MW Amplifiers considering the gain.														
5.		To design an RF/MW oscillator considering the stability.														
6.		To design an RF/MW frequency converter, rectifiers, detectors, mixers etc.														
UNIT-I																
Wave Propagation in Networks														16 Hours		
Wave Propagation in Networks: Introduction to RF/MW concepts and applications; RF electronic concepts Fundamental concepts in wave propagation, Circuit representation of two port RF/MW networks.																
Passive Circuit Design: Smith Chart, Applications of smith chart in distributed and lumped element circuit applications, Design of matching networks.																
UNIT-II																
Active Networks														16 Hours		
Basic considerations in Active networks: Stability consideration in active networks, Gain considerations in Amplifiers.																
Active Networks: Linear and Nonlinear Design: RF/MW Amplifiers small signal design, large signal design, RF/MW oscillator design.																
UNIT-III																
RF/MW Circuit design														08 Hours		
RF/MW frequency converters, Rectifier and detector design, Mixer design, RF/MW control circuit design.																
Course Outcomes: At the end of the course student will be able to																
1.		Discuss the concept of RF/Microwave electronics from the component to wave nature level and determine the circuit parameters for a two port RF/MW junction.														
2.		Determine the transmission line parameters using Smith chart; Determine the frequency response of a passive circuit using analytical methods /procedure.														
3.		Examine the stability and gain of an active device using stability criterion/transistor design procedures.														
4.		Design a small/large signal amplifier and Oscillator to operate at RF band using the transistor design procedures.														
5.		Summarize the design procedures, performance and parameters of detector, mixer & control circuits that operate in RF band.														
Course Outcomes Mapping with Program Outcomes & PSO																
Program Outcomes→		1	2	3	4	5	6	7	8	9	10	11	12	PSO↓		
↓ Course Outcomes														1	2	3
EC3201-1.1		3	-	-	-	-	-	-	-	-	-	-	-	3	-	-
EC3201-1.2		3	-	-	-	-	-	-	-	-	-	-	-	3	-	-

EC3201-1.3	3	-	-	-	-	-	-	-	-	-	-	-	-	3	-	-
EC3201-1.4	2	3	-	-	-	-	-	-	-	-	-	-	-	3	-	-
EC3201-1.5	3	-	-	-	-	-	-	-	-	-	-	-	-	3	-	-
1: Low 2: Medium 3: High																
TEXTBOOKS:																
1.	Mathew M. Radmanesh, “Radio Frequency & Microwave Electronics Illustrated”, PE (Asia) Pvt. Ltd. 2004.															
REFERENCE BOOK:																
1.	Reinhold Ludwig and Pavel Bretchko, “RF Circuit Design Theory and Applications”, PE (Asia) Pvt. Ltd. 2004.															
E Books / MOOCs/ NPTEL																
1.	https://www.ee.iitm.ac.in/~ani/2011/ee6240/lectures.html															

SATELLITE COMMUNICATION SYSTEMS				
Course Code:		EC3202-1	Course Type	PEC
Teaching Hours/Week (L: T: P: S)		3:0:0:0	Credits	03
Total Teaching Hours		40+0+0+0	CIE + SEE Marks	50+50
Prerequisite		EC2101-1		
Teaching Department: Electronics & Communication Engineering				
Course Objectives:				
1.	Learn general laws governing Satellite orbits & its parameters also discuss overall design of satellites.			
2.	Learn the propagation impairments of the Electromagnetic wave and consider losses for link power calculations and implementation of various controls.			
3.	Learn applications of Satellite and different communication systems used for access.			
UNIT-I				
Introduction and Space Link				16 Hours
Overview of Satellite Systems: Introduction, Frequency allocation, Communication Satellites, INTELSAT. Orbits: Introduction, Kepler’s laws, Definitions, Satellite period and orbits, Orbital element, Apogee and Perigee heights, Orbit perturbations, Inclined orbits, Calendars, Universal time, Sidereal time, Orbital plane, Local mean time and LEO, MEO, GEO and MOLNIYA and Sun Synchronous orbits. Geostationary orbit: Introduction, Antenna, Look angles, Polar mount antenna, Limits of visibility, Earth eclipse of satellite, Sun transit outage, Launching orbits. Propagation Impairments: Introduction, Atmospheric loss, Ionospheric effects, Rain attenuation, Other impairments. Space link: Introduction, EIRP, Transmission losses, Link power budget, System noise, CNR, Uplink, Down link, Effects of rain, Combined CNR				
UNIT-II				
Space and Earth Segment				15 Hours
Space Segment: Introduction, Power supply units, Attitude control, Station keeping, Thermal control, TT&C, Transponders, Antenna subsystem. Earth Segment: Introduction, Receive only home TV system, Out-door unit, Indoor unit, MATV, CATV, Tx.–Rx. Earth station. Interference: Introduction , Types of Interference between satellite circuits, Remedies Satellite access: Single access, Pre-assigned FDMA, DAMA, SCPC (spade system), TDMA, Pre-assigned TDMA, Demand assigned TDMA. CDMA.				
UNIT-III				
Satellite Services				09 Hours
DBS: Introduction, Orbital spacing, Power rating and number of transponders, Frequency and polarization, Transponder capacity, Bit rates for digital TV. Other Satellite services: Satellite mobile; VSAT, VSAT, LANDSAT, RADARSAT, GPS, Space Station, Indian Satellites, IRS, INSAT, Space missions, CHANDRAYAN and MOM Orbiter				
Course Outcomes: At the end of the course student will be able to				
1.	Analyze different satellite orbits for various applications , Identify services provided by communication satellites at GEO orbit and Apply necessary corrections to the satellite to keep the satellite in GEO orbit.			
2.	Compute satellite link power budget and carrier to noise ratio for both uplink and down link signals and Estimate transmission losses and losses due to propagation impairments.			
3.	Device different satellite subsystems for operational requirements and Distinguish between different satellite receiver systems.			

4.	Deduce combined of multiple satellite access system using different multiplexing and multiple access techniques and Evaluate the multiple access system for providing different satellite services.
5.	Apply satellite communication concepts to DBS system and Extend the same to other satellites services and Indian space missions to Compare the performances.

Course Outcomes Mapping with Program Outcomes & PSO

Program Outcomes→	1	2	3	4	5	6	7	8	9	10	11	12		PSO↓
↓ Course Outcomes														
EC3202-1.1	3	-	-	-	-	-	-	-	-	-	-	-	3	-
EC3202-1.2	2	3	-	-	-	-	-	-	-	-	-	-	3	-
EC3202-1.3	3	-	-	-	-	-	-	-	-	-	-	-	3	-
EC3202-1.4	3	-	-	-	-	-	-	-	-	-	-	-	3	-
EC3202-1.5	3	-	-	-	-	-	-	-	-	-	-	-	3	-

1: Low 2: Medium 3: High

TEXTBOOKS:

1.	Dennis Roddy, "Satellite Communications", 4th Edition, McGraw-Hill International edition, 2006.
2.	Chartrand M R, "Satellite Communications", Cengage Learning.

REFERENCE BOOKS:

1.	Timothy Pratt, Charles Bostian and Jeremy Allnutt, "Satellite Communications", 2nd Edition, John Wiley & Sons, 2003.
2.	W.L. Pritchard, H.L. Snyderhoud, R.A. Nelson, "Satellite Communication Systems Engineering", 2nd Edition, Pearson Education, 2007.
3.	Manjit Mitra, "Satellite Communications", PHI, 2007.
4.	Agarwal, "Satellite Communications", Khanna Publs, 2013.

WIRELESS COMMUNICATION															
Course Code:				EC4302-1				Course Type				PEC			
Teaching Hours/Week (L: T: P: S)				3:0:0:0				Credits				03			
Total Teaching Hours				40+0+0+0				CIE + SEE Marks				50+50			
Prerequisite				EC2102-1, EC3101-1											
Teaching Department: Electronics & Communication Engineering															
Course Objectives:															
1.		Have an idea about the cellular design fundamentals and realize the wireless propagation models.													
2.		Understand the concept of fading channels and need of diversity.													
3.		Appreciate the bandwidth efficient techniques like CDMA and OFDM.													
UNIT-I															
Cellular Concept Fundamentals & Radio Wave Propagation														16 Hours	
Introduction, Frequency reuse, Cellular geometry, Channel assignment strategies, Handoff strategies, Interference and System capacity, Trunking and GOS, Improving coverage and capacity of cellular systems.															
Introduction to Radio wave propagation, Free space propagation model, relating power to electric field, Basic propagation mechanism – Reflection, Diffraction and Scattering (Suitable models to be covered), Practical link budget design using path loss models, Outdoor and Indoor propagation.															
UNIT-II															
Fading & Diversity Techniques														13 Hours	
Fading, Factors influencing small scale fading, Small scale multipath propagation, Impulse response model of multipath propagation, Small scale multipath measurements, Parameters of mobile multipath channels, Types of small scale fading.															
Concepts of Diversity, Combining and Switching methods, Selection Diversity, Feedback Diversity, Maximal Ratio Diversity, Equal Gain Combining, Polarization Diversity, Frequency Diversity, Time Diversity.															
UNIT-III															
Broadband Techniques														11 Hours	
CDMA: Features of CDMA, DS CDMA, FH CDMA, Radio channel capacity of DS CDMA and FH CDMA.															
OFDM: Principle of OFDM, OFDM transceivers, Cyclic Extension, Channel Estimation, Peak to average power ratio, Inter-carrier Interference, Adaptive Modulation and Capacity.															
Course Outcomes: At the end of the course student will be able to															
1.		Demonstrate the understanding of the cellular concept and apply it to evaluate the system capacity with Quality of Service as well as to improve the capacity.													
2.		Understand and analyze different Radio Propagation Models based on the fundamental attributes of propagation and determine the path loss and percentage coverage area													
3.		Interpret and apply the concept of fading; determine the impulse response of the channel as well as the parameters of mobile multipath channels and classify the fading channels.													
4.		Identify and analyze different diversity techniques as well as switching & combining methods/techniques to combat fading in wireless channels.													
5.		Acquire fundamental concepts of multi-user systems like CDMA and OFDM and their applications in the current and emerging broadband digital communication systems and networks.													
Course Outcomes Mapping with Program Outcomes & PSO															
Program Outcomes→		1	2	3	4	5	6	7	8	9	10	11	12	PSO↓	

↓ Course Outcomes														1	2	3
EC4302-1.1	3	2	-	-	-	-	-	-	-	-	-	-	-	3	-	-
EC4302-1.2	3	-	-	-	-	-	-	-	-	-	-	-	-	3	1	-
EC4302-1.3	3	2	-	-	-	-	-	-	-	-	-	-	-	3	2	-
EC4302-1.4	3	-	-	-	-	-	-	-	-	-	-	-	-	3	1	-
EC4302-1.5	3	-	-	-	-	-	-	-	-	-	-	-	-	3	-	-
1: Low 2: Medium 3: High																
TEXTBOOKS:																
1.	T. S. Rappaport, “Wireless Communications – Principles & Practice”, Second Edition, PHI, 2010.															
2.	Bernard Sklar, “Digital Communications – Fundamentals and Applications”, Pearson Education, Second Edition, 2001.															
REFERENCE BOOKS:																
1.	Ye (Geoffrey) Li & Gordon L Stuber, “OFDM for Wireless Communication”, Springer 2006.															
2.	Kamil Sh. Zigangirov, “Theory of Code Division Multiple Access Communication”, John Wiley & Sons, Second Edition, 2004.															
3.	Simon Haykin, “Modern Wireless Communication”, Pearson Education Inc., 2005.															
E Books / MOOCs/ NPTEL																
1.	http://nptel.ac.in/courses/117104099/2															
2.	http://nptel.ac.in/courses/117104099/5															
3.	http://nptel.ac.in/courses/117104099/10															

Professional Elective Courses (Signal Processing Stream)

ADVANCED SIGNAL PROCESSING			
Course Code:	EC4211-1	Course Type	PEC
Teaching Hours/Week (L: T: P: S)	3:0:0:0	Credits	03
Total Teaching Hours	40+0+0+0	CIE + SEE Marks	50+50
Prerequisite	EC3003-1		
Teaching Department: Electronics & Communication Engineering			
Course Objectives:			
1.	Homomorphic signals and systems are discussed with cepstral analysis.		
2.	Different types of adaptive filters with its application are elaborated.		
3.	Introduces multi-rate digital signal processing along with different forms of filter bank applications.		
UNIT-I			
Homomorphic Signal Processing and Homomorphic Systems			16 Hours
Review of prerequisites for advanced digital signal processing: Signals, Fourier representations, DFT & FFT, IIR and FIR filters.			
Homomorphic signal processing: Homomorphic system, Complex Cepstrum, Properties of complex cepstrum, Complex cepstrum of exponential signals, Real Cepstrum, Implementation of cepstrum using DFT, Hilbert transform relations in cepstral analysis.			
Homomorphic systems: Convolution and Deconvolution, Examples of Homomorphic signal processing, Communication signal processing and speech processing.			
UNIT-II			
Adaptive Filtering and Multi-rate Signal Processing			16 Hours
Adaptive filtering: Principle of Adaptive filters, Tapped delay Line and Weiner filters, Steepest Descent Algorithm, Least Mean Square (LMS) Algorithm, Direct Least Square and Recursive Least Square (RLS) Algorithms.			
Application of Adaptive filters: Noise canceller, Echo canceller, Side Lobe Canceller, Adaptive Line Enhancer.			
Multi-rate Signal Processing: Multi-rate Systems, Decimation and Interpolation (integer and fractional), Decimation Filters, Interpolation Filter			
UNIT-III			
Filter Banks			08 Hours
Interpolated FIR filters for decimation and interpolation filters. Uniform DFT filter banks, QMF banks Perfect Reconstruction, Poly Phase Filter structure, Poly Phase Filter structure for Decimation and Interpolation, Filter Banks, Half band and Multiband filters, PR systems.			
Course Outcomes: At the end of the course student will be able to			
1.	Apply the concepts of DSP to find the DFT for a signal of length 8 or less; Design digital IIR filters using Butterworth/ Chebyshev approximation and digital FIR filter using windows for the given frequency specifications; Determine the cepstrum for the given first or second order system.		
2.	Discuss the properties of the Complex Cepstrum. Explain and Use the concept of homomorphic signal processing to Design a system for real time applications namely communication signal processing and speech processing.		
3.	Discuss Weiner Filter, Steepest Descent, LMS, Direct Least Square and RLS algorithms; Design first and/ or second order filters using Weiner Hopf equations and Steepest Descent Algorithm for the given signal conditions.		
4.	Discuss and Build systems for Adaptive filters in Noise canceller, Echo canceller, Side lobe canceller, Adaptive line enhancer. Apply the principle of decimation and interpolation to obtain the rate transformed signals for the given decimation/ interpolation factor.		

5.	Analyse uniform DFT filter banks, QMF banks perfect reconstruction, Poly Phase filter structure for Decimation and Interpolation, Half band and Multiband filters.
-----------	--

Course Outcomes Mapping with Program Outcomes & PSO

Program Outcomes→	1	2	3	4	5	6	7	8	9	10	11	12	PSO↓		
↓ Course Outcomes													1	2	3
EC4211-1.1	2	3	-	-	-	-	-	-	-	-	-	-	3	1	-
EC4211-1.2	2	3	-	-	-	-	-	-	-	-	-	-	3	1	-
EC4211-1.3	2	2	2	2	3	-	-	1	2	2	1	1	3	2	2
EC4211-1.4	2	2	2	2	3	-	-	1	2	2	1	1	3	2	2
EC4211-1.5	2	3	-	-	-	-	-	-	-	-	-	-	3	1	-

1: Low 2: Medium 3: High
TEXTBOOKS:

1. Hayes M H, "Statistical Digital Signal Processing and Modeling", John Wiley Sons, Inc, 2009.
2. Lawrence R. Rabiner and Ronald W. Schafer "Theory and Applications of Digital Speech Processing" First Edition, Pearson Education, 2011.
3. Vaidyanathan P. P, "Multirate Systems and Filter Banks", Prentice Hall, India, 2006.

REFERENCE BOOKS:

1. Haykin, "Adaptive Filter Theory", Prentice Hall, India, 2008.
2. Proakis & Manolakis, "Digital Signal Processing Principles Algorithms & Applications", PHI, 4th Edition, New Delhi, 2007.

DSP PROCESSORS AND ARCHITECTURES																
Course Code:					EC3211-1			Course Type					PEC			
Teaching Hours/Week (L: T: P: S)					3:0:0:0			Credits					03			
Total Teaching Hours					40+0+0+0			CIE + SEE Marks					50+50			
Prerequisite					EC2004-1, EC2106-1											
Teaching Department: Electronics & Communication Engineering																
Course Objectives:																
1.		To understand the concepts of digital signal processor functional units.														
2.		To list various instructions of DSP processors.														
3.		To develop notations for fixed point numbers and interfacing peripherals.														
4.		To implement basic DSP algorithms.														
UNIT-I																
Basic Architectural Features															15 Hours	
Introduction, Basic Architectural Features, DSP Computational Building Blocks, Bus Architecture and Memory, Data Addressing Capabilities Address Generation Unit, Programmability and Program Execution, Features for External Interfacing.																
Introduction, Commercial Digital Signal-processing Devices, Data Addressing Modes of TMS320C54xx., Memory Space of TMS320C54xx Processors, Program Control.																
UNIT-II																
Instruction Set of TMS54xx Processors															15 Hours	
Detail Study of TMS320C54X & 54xx Instructions and Programming, On-Chip peripherals, Interrupts of TMS320C54XX Processors, Pipeline Operation of TMS320C54xx Processor.																
UNIT-III																
Implementation of various DSP Algorithms Applications															10 Hours	
Introduction, An FFT Algorithm for DFT Computation, Overflow and Scaling, Bit-Reversed Index Generation & Implementation on the TMS320C54xx.																
Introduction, Synchronous Serial Interface, A CODEC Interface Circuit. DSP Based Bio-telemetry Receiver, A Speech Processing System, An Image Processing System.																
Course Outcomes: At the end of the course student will be able to																
1.		Critically study the architectural units of a DSP processor.														
2.		Understand the architecture of TMS320C54xx processor.														
3.		Understand the instruction set of TMS320C54xx processor in detail.														
4.		Evaluate the performance of TMS320C54xx processor.														
5.		Implement various DSP algorithms using TMX320C54xx processors.														
Course Outcomes Mapping with Program Outcomes & PSO																
Program Outcomes→		1	2	3	4	5	6	7	8	9	10	11	12	PSO↓		
↓ Course Outcomes														1	2	3
EC3211-1.1		3	-	-	-	-	-	-	-	-	-	-	-	3	1	-
EC3211-1.2		3	-	-	-	-	-	-	-	-	-	-	-	3	1	-
EC3211-1.3		3	-	-	-	-	-	-	-	-	-	-	-	3	1	-
EC3211-1.4		2	3	-	-	-	-	-	-	-	-	-	-	3	1	-
EC3211-1.5		2	3	-	-	-	-	-	-	-	-	-	-	3	1	-
1: Low 2: Medium 3: High																
TEXTBOOKS:																
1.		Avatar Singh and S. Srinivasan, “Digital Signal Processing”, Thomson Learning, 2004.														
REFERENCE BOOKS:																

1.	Ifeachor E. C., Jervis B. W, “Digital Signal Processing: A practical approach”, Pearson-Education, PHI/ 2002.
2.	B Venkataramani and M Bhaskar, “Digital Signal Processors” , TMH, 2nd, 2010.

FILTER THEORY & APPLICATIONS			
Course Code:	EC4311-1	Course Type	PEC
Teaching Hours/Week (L: T: P: S)	3:0:0:0	Credits	03
Total Teaching Hours	40+0+0+0	CIE + SEE Marks	50+50
Prerequisite	EC3003-1		

Teaching Department: Electronics & Communication Engineering

Course Objectives:

1.	To understand the concepts involved in design of adaptive filters.
2.	To understand the concepts involved in Wiener filtering.
3.	To design the variants of Wiener filters for various applications.
4.	To understand and apply the concepts of least mean squared filters.

UNIT-I

Introduction	16 Hours
---------------------	-----------------

System Function, Stochastic Processes, Stochastic Averages z-Transform Representations, The Power Spectral Density, Response of Linear Systems to Stochastic Processes, Ergodicity and Time Averages Adaptive Filters, Adaptive Filter Structures, Adaptation Approaches, Approach Based on Wiener Filter Theory, Method of Least-Squares, Real and Complex Forms of Adaptive Filters, Modeling, Inverse Modeling, Linear Prediction, Interference Cancellation.

UNIT-II

Wiener Filters	15 Hours
-----------------------	-----------------

Mean-Squared Error Criterion, Wiener Filter – Transversal, Real-Valued Case Principle of Orthogonality, Normalized Performance Function, Extension to Complex-Valued Case, Unconstrained Wiener Filters, Performance Function, Optimum Transfer Function, Application of Wiener smoothing to noise cancelling, Application of Wiener prediction filters, Constrained, linear MMSE filtering.

UNIT-III

LMS Algorithm	09 Hours
----------------------	-----------------

Derivation of LMS Algorithm, Average Tap-Weight Behavior of the LMS Algorithm, MSE Behavior of the LMS Algorithm, Learning Curve, Weight-Error Correlation Matrix, Excess MSE and Misadjustment, Stability, The Effect of Initial Values of Tap Weights on the Transient Behavior of the LMS Algorithm.

Course Outcomes: At the end of the course student will be able to

1.	Apply the essential concepts of probability and statistics in design of an adaptive filter.
2.	Discuss the underlying philosophy of Wiener filter design.
3.	Elaborate on the parameters that can be used to measure Wiener filter performance.
4.	Apply the concepts to solve problems such as noise cancellation, prediction and inverse modeling tasks.
5.	Critically evaluate the least mean squared method filter design

Course Outcomes Mapping with Program Outcomes & PSO

Program Outcomes→ ↓ Course Outcomes	1	2	3	4	5	6	7	8	9	10	11	12	PSO↓		
													1	2	3
EC4311-1.1	2	3	-	-	-	-	-	-	-	-	-	-	3	1	-
EC4311-1.2	2	3	-	-	-	-	-	-	-	-	-	-	3	1	-
EC4311-1.3	2	2	2	2	3	-	-	1	2	2	1	1	3	2	2
EC4311-1.4	2	2	2	2	3	-	-	1	2	2	1	1	3	2	2

EC4311-1.5		2	3	-	-	-	-	-	-	-	-	-	3	1	-
1: Low 2: Medium 3: High															
TEXTBOOKS:															
1.	Behrouz Farhang-Boroujeny, “Adaptive Filters Theory and Applications ”, 2 nd Edition, 2013.														
REFERENCE BOOK:															
1.	Tulay Adali Simon Haykin, “Adaptive Signal Processing- Next Generation Solutions”, 2 nd Edition, Wiley, 2010.														
E Books / MOOCs/ NPTEL															
1.	https://nptel.ac.in/courses/117105075														

IMAGE PROCESSING AND FEATURE ENGINEERING																		
Course Code:				EC4212-1				Course Type				PEC						
Teaching Hours/Week (L: T: P: S)				3:0:0:0				Credits				03						
Total Teaching Hours				40+0+0+0				CIE + SEE Marks				50+50						
Prerequisite				MA2004-1, MA2009-1, EC3003-1														
Teaching Department: Electronics & Communication Engineering																		
Course Objectives:																		
1.	To provide basic knowledge on image processing and representation																	
2.	To provide knowledge on image enhancement techniques in spatial domain																	
3.	To understand the concept of morphological operations on images																	
4.	To study various segmentation methods																	
5.	To study different feature engineering techniques																	
UNIT-I																		
Digital Image Fundamentals														06 Hours				
Fundamental steps in digital image processing, Representation of digital images, Color fundamentals, Color models, Basic relationship between pixels-neighbors of pixels, adjacency, connectivity, regions and boundaries, distance measures and image operations on pixel basis.																		
Image Enhancement Techniques														10 Hours				
Spatial Domain: Concept & Importance of Histogram Some basic gray level transformations, Histogram processing, Basics of spatial filtering, smoothing spatial filters, sharpening filters.																		
UNIT-II																		
Morphological Operations and Segmentation Methods														15 Hours				
Morphological Operations: Dilation, Erosion, opening and closing. Segmentation Methods: Fundamentals, Point, Line & edge detection, Thresholding, Region-based, cluster based, contour based and segmentation by morphological watersheds.																		
UNIT-III																		
Feature Engineering														09 Hours				
Introduction, Variable Types, Common Issues in Datasets, Encoding Categorical Variables, Transforming Variables, Variable Discretization, Handling Outliers, Feature Scaling, Resampling Imbalanced Data, Feature Selection, Filter method, Wrapper method, hybrid methods.																		
Course Outcomes: At the end of the course student will be able to																		
1.	Perform basic pixel level operations on images																	
2.	Perform image enhancement techniques in spatial domain																	
3.	Apply morphological operations on images																	
4.	Apply segmentation algorithms on images																	
5.	Perform different feature engineering techniques on raw features																	
Course Outcomes Mapping with Program Outcomes & PSO																		
Program Outcomes→			1	2	3	4	5	6	7	8	9	10	11	12	PSO↓			
↓ Course Outcomes																1	2	3
EC4212-1.1			3	3	-	-	1	-	-	-	-	-	-	-	-	3	3	1
EC4212-1.2			3	3	-	-	1	-	-	-	-	-	-	-	-	3	3	1
EC4212-1.3			3	3	-	-	1	-	-	-	-	-	-	-	-	3	3	1
EC4212-1.4			3	3	-	-	1	-	-	-	-	-	-	-	-	3	3	1
EC4212-1.5			3	3	-	-	-	-	-	-	-	-	-	-	-	3	3	1
1: Low 2: Medium 3: High																		
TEXTBOOKS:																		
1.	Rafael C. Gonzalez and Richard E. Woods, "Digital Image Processing", Third Ed., Prentice-Hall, 2008.																	
2.	S. Jayaraman, S Esskairajan “Digital Image Processing”, illustrated, Tata McGraw-Hill Education, 2011.																	

3.	Charfaoui Younes, “Feature Engineering and Feature Selection with Python”, 2020.
REFERENCE BOOK:	
1.	Munesh Chandra Trivedi, “Digital Image Processing”, Khanna Publishing, First edition, 2014.
E Books / MOOCs/ NPTEL	
1.	https://nptel.ac.in/courses/117105135/
2.	https://nptel.ac.in/courses/117105079/#

SPEECH PROCESSING																
Course Code:					EC4312-1			Course Type					PEC			
Teaching Hours/Week (L: T: P: S)					3:0:0:0			Credits					03			
Total Teaching Hours					40+0+0+0			CIE + SEE Marks					50+50			
Prerequisite					EC3003-1											
Teaching Department: Electronics & Communication Engineering																
Course Objectives:																
1.		To understand the physiology of human speech production.														
2.		To develop a model for human speech production.														
3.		To analyze the speech signals in various domains														
4.		To develop applications for speech processing.														
UNIT-I																
Production and Classification of Speech Sounds															15 Hours	
Introduction, mechanism of speech production. Acoustic phonetics: vowels, diphthongs, semivowels, nasals, fricatives, stops and affricates.																
Time dependent processing of speech, short-time energy and average magnitude, short-time average zero crossing rate. Speech vs. silence detection, pitch period estimation using parallel processing approach, short-time autocorrelation function,																
UNIT-II																
Frequency Domain Methods for Speech Processing															15 Hours	
Introduction, definitions and properties: Fourier transforms interpretation and linear filter interpretation, sampling rates in time and frequency. Filter bank summation and overlap add methods for short-time synthesis of speech, sinusoidal and harmonic plus noise method of analysis/synthesis.																
UNIT-III																
Homomorphic Speech Processing and Applications															10 Hours	
Introduction, homomorphic system for convolution, the complex cepstrum of speech, Mel Frequency Cepstral Coefficients, homomorphic vocoder. Automatic speech recognition using hidden Markov models.																
Course Outcomes: At the end of the course student will be able to																
1.		Detail the physiology of human speech production and the sound units.														
2.		Perform time domain analysis of speech signals to compute some useful time domain measures.														
3.		Develop methods to compute short time spectrum of speech signals.														
4.		Compute the short time spectrum of speech signals to perform speech synthesis.														
5.		Develop applications for speech processing.														
Course Outcomes Mapping with Program Outcomes & PSO																
Program Outcomes→		1	2	3	4	5	6	7	8	9	10	11	12	PSO↓		
↓ Course Outcomes														1	2	3
EC4312-1.1		2	3	-	-	-	-	-	-	-	-	-	-	3	1	-
EC4312-1.2		2	3	-	-	-	-	-	-	-	-	-	-	3	1	-
EC4312-1.3		2	3	-	-	-	-	-	-	-	-	-	-	3	1	-
EC4312-1.4		2	3	-	-	-	-	-	-	-	-	-	-	3	1	-
EC4312-1.5		2	2	3	-	-	-	-	-	-	-	-	-	3	1	-

1: Low 2: Medium 3: High	
TEXTBOOKS:	
1.	L. R. Rabiner and R. W. Schafer, "Digital Processing of Speech Signals", Pearson Education Asia, 2004.
REFERENCE BOOKS:	
1.	T. F. Quatieri, "Discrete Time Speech Signal Processing", Pearson Education Asia, 2004.
2.	B. Gold and N. Morgan, "Speech and Audio Signal Processing: Processing and Perception of Speech and Music", John Wiley India Pvt. Ltd, 2004.
E Books / MOOCs/ NPTEL	
1.	https://programs.online/top-languages-programs/p/nptel/digital-speech-processing

Professional Elective Courses (Embedded Stream)

ADVANCED PROCESSORS FOR EMBEDDED SYSTEMS																
Course Code:				EC3221-1				Course Type				PEC				
Teaching Hours/Week (L: T: P: S)				3:0:0:0				Credits				03				
Total Teaching Hours				40+0+0+0				CIE + SEE Marks				50+50				
Prerequisite				EC2004-1, EC2221-1												
Teaching Department: Electronics & Communication Engineering																
Course Objectives:																
1.		Understanding of RISC principles and RISC processor architectures.														
2.		Deep understanding of ARM architecture and its organization.														
3.		Programming concepts of ARM based microcontroller.														
4.		Fundamentals of operating system for Embedded System.														
UNIT-I																
Introduction														16 Hours		
Introduction to embedded systems, Concept, Embedded System Design Issues. RISC Principles, MIPS Architecture, SPARC Architecture, PowerPC Architecture, Itanium Architecture, ARM Architecture.																
UNIT-II																
ARM Processor Fundamentals														15 Hours		
Current Program Status Register, Pipeline, Exceptions Interrupts, and the Vector Table Core Extensions, Architecture Revisions, ARM Processor Families. Introduction to the ARM Instruction Set, Introduction to the Thumb Instruction Set.																
UNIT-III																
Operating system for Embedded System														09 Hours		
ARM: Exception and Interrupt Handling, Assembly Language Programming and interfacing. Introduction to Operating system for Embedded System.																
Course Outcomes: At the end of the course student will be able to																
1.		Apply the concept of embedded systems to understand and differentiate RISC/CISC, MIPS architecture.														
2.		Apply the knowledge of ARM architecture and organization for modern ARM devices.														
3.		Utilize knowledge, techniques and skill to integrate microcontroller hardware and software														
4.		Understand and apply the concept of Exception and interrupt Handling														
5.		Use the concepts of Embedded operating System for designing OS based application.														
Course Outcomes Mapping with Program Outcomes & PSO																
Program Outcomes→		1	2	3	4	5	6	7	8	9	10	11	12		PSO↓	
↓ Course Outcomes														1	2	3
EC3221-1.1		3	1	1	-	-	-	-	-	1	-	-	-	1	3	1
EC3221-1.2		3	1	1	-	-	-	-	-	1	-	-	-	1	3	1
EC3221-1.3		3	1	1	-	-	-	-	-	1	-	-	-	1	3	1
EC3221-1.4		3	1	-	-	-	-	-	-	-	-	-	-	1	3	1
EC3221-1.5		3	1	1	-	-	-	-	-	1	-	-	-	1	3	1
1: Low 2: Medium 3: High																
TEXTBOOKS:																
1.		Andrew N. Sloss, Dominic Symes, Chris Wright, “ARM System Developer's Guide Designing and Optimizing System Software”, Morgan Kaufmann publications, 1 st Edition, 2004.														
2.		Steve Furber, "ARM system on chip Architecture", Person Education Addison Wesley, 2 nd Edition, 2000.														

REFERENCE BOOKS:

- | | |
|----|--|
| 1. | Sivarama P. Dandamudi, "Guide to RISC Processors for Programmers and Engineers", Springer, 2005. |
| 2. | Steve Heath, Butterworth Helnemann, "Embedded System Design" , 2 nd Edition, 2002. |
| 3. | Jean J. Labrosse, "Micro C/OS II The Real Time Kernel", CMP Books, 2 nd Edition , 2002. |

E Books / MOOCs/ NPTEL

- | | |
|----|---|
| 1. | https://nptel.ac.in/courses/106104128 |
|----|---|

COMPUTER OPERATING SYSTEMS			
Course Code:	EC2221-1	Course Type	PEC
Teaching Hours/Week (L: T: P: S)	3:0:0:0	Credits	03
Total Teaching Hours	40+0+0+0	CIE + SEE Marks	50+50
Prerequisite	EC1002-1, CS1001-1		
Teaching Department: Electronics & Communication Engineering			
Course Objectives:			
1.	Define and Describe operating systems, Resource allocation, Operating System structure, Operating System operations and services		
2.	Explain Process concept, Operations on processes, Inter process communication, Multi-Threaded Programming and Process management.		
3.	Explain memory management concepts as applicable to kernel and programs in an Operating System.		
4.	Define and Describe Virtual memory, Paging policies and Scheduling of processes in an Operating System.		
UNIT-I			
Introduction and Overview of Operating Systems			08 Hours
Introduction to Operating system, Goals of an O.S, Operation of an O.S, Functions performed by an OS, Computational structures and OS responsibilities, O.S and the computer system, Efficiency and user convenience, Classes of operating systems, Batch processing system, Multi programming systems, Time sharing systems, Real time operating systems, Distributed operating systems.			
Structure of the Operating Systems			08 Hours
Structure of an Operating system, Configuring and installing of the Kernel, Operating system with monolithic structure, Layered design, Virtual machine operating systems, Kernel based operating systems and Microkernel based operating systems.			
UNIT-II			
Process Management			08 Hours
Concept of Processes and Programs, Programmer view of processes, OS view of processes, Interacting processes, Threads, Processes in UNIX, Threads in Solaris.			
Memory Management			07 Hours
Managing the memory hierarchy, Memory allocation preliminaries, Memory allocation to process, Reuse of memory, Contiguous and non-contiguous allocation to programs, Paging, Segmentation, Segmentation with paging, Kernel memory allocation.			
UNIT-III			
Virtual Memory and Scheduling			09 Hours
Virtual memory basics, Demand paging, Address translation and page fault generation, Address translation in multi programming systems, Operation of a virtual memory handler, Page replacement policies, Shared pages, UNIX virtual memory.			
Scheduling preliminaries, non-Pre-emptive scheduling algorithms FCFS, SRN, HRN, Pre-emptive scheduling algorithms- RR, LCN, STG, Scheduling in Practice Long-term scheduling, Medium and short term scheduling.			
Course Outcomes: At the end of the course student will be able to			
1.	Describe Computational structure, operations and services of Operating System.		
2.	Explain fundamental classes and structures of Operating System		
3.	Describe how processes and threads are used in operating system context.		
4.	Illustrate how memory is managed in operating system and compare memory management techniques.		

- | | |
|-----------|--|
| 5. | Describe Virtual memory, paging policies, Scheduling of processes in an Operating System and apply the concepts of page replacement policies and scheduling to achieve effective resource utilization. |
|-----------|--|

Course Outcomes Mapping with Program Outcomes & PSO

Program Outcomes→ ↓ Course Outcomes	1	2	3	4	5	6	7	8	9	10	11	12	PSO↓		
													1	2	3
EC2221-1.1	3	1	-	-	-	-	-	-	-	-	-	-	1	3	1
EC2221-1.2	3	1	-	-	-	-	-	-	-	-	-	-	1	3	1
EC2221-1.3	3	1	-	-	-	-	-	-	-	-	-	-	1	3	1
EC2221-1.4	3	1	-	-	-	-	-	-	-	-	-	-	1	3	1
EC2221-1.5	3	1	-	-	-	-	-	-	-	-	-	-	1	3	1

1: Low 2: Medium 3: High

TEXTBOOKS:

1. D. M. Dhamdhare, "Operating Systems A Concept Based Approach" TMH, 2nd Ed, 2006.

REFERENCE BOOKS:

1. Silberschatz and Galvin, "Operating Systems Concepts", John Wiley, 5th Edition, 2001.

E Books / MOOCs/ NPTEL

1. <https://www.digimat.in/nptel/courses/video/106105214/L01.html>
2. <https://nptel.ac.in/courses/106106144>
3. https://onlinecourses.nptel.ac.in/noc20_cs04/preview
4. <https://www.my-mooc.com/en/mooc/computer-hardware-and-operating-systems/>
5. <https://archive.nptel.ac.in/courses/106/102/106102132/>

EMBEDDED LINUX																	
Course Code:					EC3321-1			Course Type					PEC				
Teaching Hours/Week (L: T: P: S)					2:2:0:0			Credits					03				
Total Teaching Hours					27+26+0+0			CIE + SEE Marks					50+50				
Prerequisite					EC2004-1												
Teaching Department: Electronics & Communication Engineering																	
Course Objectives:																	
1.		Working of basic Linux operating system and usage of basic Linux commands are introduced															
2.		Able to understand basic Linux character driver modules and use of its development tools															
3.		Covers the basic design framework of an embedded system.															
UNIT-I																	
Overview of Unix/Linux															11 Hours		
Introduction to Linux, Unix Commands, Understanding of some basic commands such as echo, pwd, ls, who, date, passwd, cal, cat, grep, cp, rm, chmod ,date and combining commands using pipes and redirection. Shell Programming using Loops, Conditional statements and Command line arguments. Examples of shell script using Unix command.																	
UNIT-II																	
Linux Kernel and Bootloaders															11 Hours		
Linux Kernel: Kernel Architecture and Functional Overview, Background, Kernel build system, Kernel configuration, Kernel initialization flow control, File System, System Calls. Bootloaders: Role of a bootloader, Bootloader challenges, U-Boot, Lilo and GRUB.																	
UNIT-III																	
Introduction to Linux Device Drivers															05 Hours		
Device Drivers, Char Drivers, installing a device driver, loading device driver, Modules compilation.																	
Project based Lab:																	
Lab 1 to 4																	
1. Introduction to Raspberry Pi and ARM development board																	
2. Python Programming																	
3. Interfacing IO devices																	
4. Feature finalization of project work																	
Lab 5 to 11																	
Project work																	
Course Outcomes: At the end of the course student will be able to																	
1.		Understand the basic terminology of Linux operating system															
2.		Use UNIX programming to code system call															
3.		Identify and analyze the building blocks of Linux device drivers necessary for the hardware interface															
4.		Use basic device drivers to work with hardware															
5.		Prepare a design framework for the embedded system based on generic or Linux based system platform.															
Course Outcomes Mapping with Program Outcomes & PSO																	
Program Outcomes→			1	2	3	4	5	6	7	8	9	10	11	12	PSO↓		
↓ Course Outcomes															1	2	3
EC3321-1.1			3	-	-	-	-	-	-	-	-	-	-	-	3	3	-
EC3321-1.2			3	-	-	-	1	-	-	-	-	-	-	-	3	3	-
EC3321-1.3			3	-	-	-	1	-	-	-	-	-	-	-	3	3	-

EC3321-1.4	3	-	-	-	-	-	-	-	-	-	-	-	3	3	-
EC3321-1.5	3	1	1	1	2	-	-	-	2	2	-	-	3	3	1
1: Low 2: Medium 3: High															
TEXTBOOKS:															
1.	M. G. Venkateshmurthy “Introduction to Unix and Shell Programming” , Pearson Education, 2009.														
2.	K.V. K. K Prasad, “Embedded /Real-Time Systems: Concept, Design & Programming”, Dreamtech, 1st Edition, 2005.														
3.	Christopher Hallinan, Embedded Linux Primer: A Practical Real-World Approach (Pearson Open Source Software Development Series), Prentice Hall, 2nd edition, 2010.														
REFERENCE BOOKS:															
1.	Yves Lepage, Paul Larrera “Unix Bible”, 2nd Ed, Wiley, 2000.														
E Books / MOOCs/ NPTEL															
1.	https://nptel.ac.in/courses/117106113														

EMBEDDED SYSTEMS																
Course Code:					EC3222-1			Course Type					PEC			
Teaching Hours/Week (L: T: P: S)					3:0:0:0			Credits					03			
Total Teaching Hours					40+0+0+0			CIE + SEE Marks					50+50			
Prerequisite					CS1001-1-1, EC2004-1											
Teaching Department: Electronics & Communication Engineering																
Course Objectives:																
1.		Understand the technological aspects of embedded systems and recognize design challenges in embedded system design processes.														
2.		Illustrate the domain and application specific aspects of embedded systems and understand different computational models														
3.		Acquire knowledge about different entities of Embedded System Development Environment														
UNIT-I																
Introduction to Embedded Systems															16 Hours	
Introduction to embedded systems, embedded system versus general computing systems, classification of embedded systems, major application areas of embedded systems, purpose of embedded systems, embedded system design challenges, common design metrics and optimizing them. Survey of different embedded system design technologies, trade-offs, custom single purpose processors, design of custom single purpose processors, general purpose processors, general-purpose processor design, core of the embedded system, memory, sensors and actuators, communication interface, and other system components.																
UNIT-II																
Embedded systems Applications															15 Hours	
Embedded systems- Application and Domain specific, fundamental issues in hardware software co-design, computational models in embedded design, introduction to Unified Modeling Language (UML), embedded firmware design approaches, embedded firmware development languages, programming in embedded C.																
UNIT-III																
Integrated Development Environment															09 Hours	
The Integrated Development Environment (IDE), types of files generated on cross compilation, disassembler/ decompiler, simulators, emulators and debugging, target hardware debugging, boundary scan.																
Course Outcomes: At the end of the course student will be able to																
1.		Design an embedded system and recognizes the design challenges.														
2.		Understand the memory, interfaces and system components.														
3.		Illustrate the presence of embedded systems in automotive industry and understand the different computational models.														
4.		Analyze the hardware software co-design and development languages														
5.		Understand the Integrated Development Environment and new trends in embedded industry														
Course Outcomes Mapping with Program Outcomes & PSO																
Program Outcomes→		1	2	3	4	5	6	7	8	9	10	11	12	PSO↓		
↓ Course Outcomes														1	2	3
EC3222-1.1		3	1	1	-	-	-	-	-	1	-	-	-	1	3	1
EC3222-1.2		3	1	1	-	-	-	-	-	1	-	-	-	1	3	1
EC3222-1.3		3	1	1	-	-	-	-	-	1	-	-	-	1	3	1
EC3222-1.4		3	1	1	-	-	-	-	-	1	-	-	-	1	3	1

EC3222-1.5																	3	1	1	-	-	-	-	-	1	-	-	-	1	3	1
																	1: Low 2: Medium 3: High														
TEXTBOOKS:																															
1.	K.V. Shibu, Introduction to Embedded Systems, Tata McGraw, 2009.																														
2.	Frank Vahid and Tony Givargis, “Embedded System Design: A Unified Hardware/Software Approach”, John Wiley & Sons, 1999.																														
REFERENCE BOOKS:																															
1.	J.W. Valvano, "Embedded Microcomputer System: Real Time Interfacing", Brooks/Cole, 2000.																														
2.	David E. Simon, "An Embedded Software Primer", Addison Wesley, 2000.																														
E Books / MOOCs/ NPTEL																															
1.	http://nptel.ac.in/courses/108102045/																														
2.	http://nptel.ac.in/courses/108105057/																														
3.	http://nptel.ac.in/courses/106105159/																														

REAL TIME OPERATING SYSTEMS																
Course Code:				EC3322-1				Course Type				PEC				
Teaching Hours/Week (L: T: P: S)				3:0:0:0				Credits				03				
Total Teaching Hours				40+0+0+0				CIE + SEE Marks				50+50				
Prerequisite				EC2004-1, EC2221-1												
Teaching Department: Electronics & Communication Engineering																
Course Objectives:																
1.		Understand the difference between a Real Time System and General computing system and calculate performability and program runtime in a Real Time System.														
2.		Be familiar with various task scheduling methods and their intended usage.														
3.		Learn various multiple access protocols used in Real Time Communication.														
4.		Know the services offered issues involved in Real Time Operating Systems.														
5.		Analyze and design the architecture of a Real Time Systems.														
UNIT-I																
Task Assignment & Scheduling														16 Hours		
Introduction: Issues in Real Time Computing, Task classes. Characterizing Real Time Systems and Tasks: Performance measures for Real Time Systems, Estimating Program runtimes.																
Task Assignment & Scheduling: Classical Uniprocessor scheduling algorithms: Rate Monotonic and Earliest Deadline First; Multiprocessor scheduling: Utilization-Balancing Algorithm, Next-Fit Algorithm, Bin-Packing Assignment.																
UNIT-II																
Real Time Communication and Real Time Operating Systems														16 Hours		
Real Time Communication: Network topologies, Network architecture issues; Protocols: Contention-based protocol (VTCsMA only) and Token-based protocols: Timed Token Protocol.																
Real Time Operating Systems (RTOS): OS Services, Real Time & Embedded System OS, RTOS Task scheduling models, OS security issues.																
UNIT-III																
RTOS Tools with case studies														08 Hours		
RTOS Tools with case studies: Use of MUCOS/OS-II, Use of Vx Works, Case studies of Automatic Chocolate Vending machines, Coding for sending application layer byte streams on a TCP/IP network. (Excluding programming).																
Course Outcomes: At the end of the course student will be able to																
1.		Describe the structure, types and issues in the real time systems, illustrate the performability of a given real-time system and estimate source code run time.														
2.		Illustrate RM and EDF uniprocessor scheduling algorithm and Utilization-Balancing, Next-Fit and Bin-Packing Assignment multiprocessor scheduling algorithms.														
3.		Describe the network architectural issues and VT-CSMA, Timed token and Token ring real time protocols for real-time communication.														
4.		Explain RTOS services, Kernel services, Scheduling algorithms and OS security issues.														
5.		Describe the features of MUCOS and Vx-Works along with ACVM and Sending application layer bytes on a TCP/IP protocol.														
Course Outcomes Mapping with Program Outcomes & PSO																
Program Outcomes→		1	2	3	4	5	6	7	8	9	10	11	12	PSO↓		
↓ Course Outcomes														1	2	3
EC3322-1.1		-	1	-	-	-	2	-	-	-	-	-	-	-	-	1

EC3322-1.2	-	-	3	-	-	-	-	-	-	-	-	-	-	3	3	-
EC3322-1.3	3	-	2	-	-	-	-	-	-	-	-	-	-	-	2	-
EC3322-1.4	3	-	-	1	-	-	-	-	-	-	-	-	-	2	-	-
EC3322-1.5	-	1	-	-	-	1	-	-	-	-	-	-	-	3	2	2

1: Low 2: Medium 3: High

TEXTBOOKS:

1. C M Krishna & Kang G Shin, "Real Time Systems", MGH, 1997.
2. Raj Kamal, "Embedded System Architecture, Programming & Design", TMH 2003.

REFERENCE BOOK:

1. Liu, "Real Time Systems", Integre Technical Publishing Co. Inc., January 2000.

E Books / MOOCs/ NPTEL

1. <http://nptel.ac.in/downloads/106105086/>
2. <http://nptel.ac.in/courses/Webcourse-contents/IIT%20Kharagpur/Embedded%20systems/Pdf/Lesson-28.pdf>
3. [http://nptel.ac.in/courses/108105063/pdf/L-37\(SM\)%20\(IA&C\)%20\(\(EE\)NPTEL\).Pdf](http://nptel.ac.in/courses/108105063/pdf/L-37(SM)%20(IA&C)%20((EE)NPTEL).Pdf)
4. <https://www.coursera.org/lecture/real-time-systems/the-concepts-of-real-time-systems-tJncu>
5. <https://www.coursera.org/lecture/real-time-systems/the-concept-of-real-timetasks-j9CYf>

Professional Elective Courses (VLSI Stream)

ANALOG CMOS DESIGN																
Course Code:					EC3231-1			Course Type				PEC				
Teaching Hours/Week (L: T: P: S)					3:0:0:0			Credits				03				
Total Teaching Hours					40+0+0+0			CIE + SEE Marks				50+50				
Prerequisite					EC2001-1											
Teaching Department: Electronics & Communication Engineering																
Course Objectives:																
1.		To understand different types of MOS device models.														
2.		To study and analyze single stage MOS amplifiers.														
3.		To study and analyze MOS differential amplifiers and current mirrors.														
4.		To construct an Op-amp using MOS circuits and know the different circuit topologies.														
UNIT-I																
MOS Device Models and Single Stage Amplifiers														16 Hours		
MOS device models: MOS IV characteristics, threshold voltage, transconductance, channel length modulation, body effect, subthreshold conduction, large signal and small signal model, high frequency model, MOS SPICE models.																
Single stage amplifiers: Basic concepts, Common source, Common gate stage, Source follower, Cascode stage amplifiers, folded cascode stage.																
UNIT-II																
Differential Amplifiers														15 Hours		
Single-ended and differential operation, Basic differential pair, small signal analysis, half circuit concept, differential and common mode response, CMRR, Differential pair with MOS load.																
Basic Current Mirror, Active current mirror, Transconductor Cell, CMRR.																
UNIT-III																
Operational Amplifiers														09 Hours		
General considerations, telescopic opamp, folded cascode opamp, Two Stage OP-Amp, Gain boosting, Common Mode Feedback.																
Course Outcomes: At the end of the course student will be able to																
1.		Explain MOS device small signal models, high frequency model and interpret SPICE models.														
2.		Identify single stage MOS amplifier topologies and do small signal analysis to compute ac parameters.														
3.		Analyze differential amplifier with resistive and MOS loads and determine gain and CMRR.														
4.		Explain different types of current mirrors and their applications.														
5.		Explain operational amplifier realized using MOSFETs in different circuit topology.														
Course Outcomes Mapping with Program Outcomes & PSO																
Program Outcomes→		1	2	3	4	5	6	7	8	9	10	11	12	PSO↓		
↓ Course Outcomes														1	2	3
EC3231-1.1		3	2	-	2	-	-	-	-	-	-	-	-	3	-	-
EC3231-1.2		3	2	-	2	-	-	-	-	-	-	-	-	3	-	-
EC3231-1.3		3	2	-	2	-	-	-	-	-	-	-	-	3	-	-
EC3231-1.4		3	2	-	2	-	-	-	-	-	-	-	-	3	-	-
EC3231-1.5		3	2	-	2	-	-	-	-	-	-	-	-	3	-	-
1: Low 2: Medium 3: High																
TEXTBOOKS:																

1.	Behzad Razavi, “Design of Analog CMOS Integrated Circuits”, Tata McGraw Hill, 2002.
2.	R. Jacob Baker, Harry W Li, David E Boyce, “CMOS Circuit Design, Layout, Simulation”, PHI Edn, 2005.
REFERENCE BOOKS:	
1.	Behzad Razavi, “Fundamentals of Microelectronics”, 2 nd Edition, Wiley, 2014.
2.	P.E. Allen and D.R. Holberg, “CMOS Analog Circuit Design”, Oxford University Press, 2nd Edition, 2002.
3.	Donald A. Neaman, “Microelectronics: Circuit Analysis and Design”, 4th Edition, McGraw Hill, 2009.
E Books / MOOCs/ NPTEL	
1.	https://nptel.ac.in/courses/108102112
2.	https://nptel.ac.in/courses/108105158
3.	https://nptel.ac.in/courses/117101105

AUTOMATION USING SCRIPTING LANGUAGES																
Course Code:					EC3232-1			Course Type				PEC				
Teaching Hours/Week (L: T: P: S)					3:0:0:0			Credits				03				
Total Teaching Hours					40+0+0+0			CIE + SEE Marks				50+50				
Prerequisite					EC2003-1, EC2602-1											
Teaching Department: Electronics & Communication Engineering																
Course Objectives:																
1.	To understand the concepts of scripting languages for developing web-based projects															
2.	To Illustrates object-oriented concepts like TCL, PERL															
3.	To understand security issues.															
4.	To learn the concept of verification.															
UNIT-I																
Introduction to Scripting															05 Hours	
Origin of Scripting, Scripting Today, Characteristics of Scripting Languages, Uses for Scripting Languages																
PERL															10 Hours	
Names and Values, Variables, Scalar Expressions, Control Structures, arrays, list, hashes, strings, Basics I/O, regular expressions, Functions																
UNIT-II																
TCL															10 Hours	
TCL Structure, syntax, Variables and Data in TCL, Control Flow, Procedures, strings, patterns.																
TK															06 Hours	
Tk Fundamentals: Hello World In Tk, Naming Tk Widgets, Configuring Tk Widgets, About The Tk Man Pages, Summary Of The Tk Commands.																
UNIT-III																
Python															09 Hours	
Introduction to Python language, python-syntax, statements, Files, Scripts, Python commands, Strings, Expressions, Built-in-functions, and Methods.																
Course Outcomes: At the end of the course student will be able to																
1.	Ability to understand the differences between scripting languages.															
2.	Understand the general features of PERL scripting language;															
3.	Explain syntax and variables in TCL.															
4.	Identify the TK widgets and commands.															
5.	Gain some fluency in programming using Python language.															
Course Outcomes Mapping with Program Outcomes & PSO																
Program Outcomes→		1	2	3	4	5	6	7	8	9	10	11	12	PSO↓		
↓ Course Outcomes														1	2	3
EC3232-1.1		3	2	-	-	-	-	-	-	-	-	-	1	1	-	-
EC3232-1.2		3	2	-	-	-	-	-	-	-	-	-	1	1	-	-
EC3232-1.3		3	2	-	-	-	-	-	-	-	-	-	1	1	-	-
EC3232-1.4		3	2	-	-	-	-	-	-	-	-	-	1	1	-	-
EC3232-1.5		3	2	-	-	-	-	-	-	-	-	-	1	1	-	-
1: Low 2: Medium 3: High																
TEXTBOOKS:																
1.	Wall L. and Schwartz R, "Programming perl. Sebastopol", O'Reilly, 2000.															
2.	Steve Holden and David Beazley. "Pvthon Web Programming". New Riders Publications.															

3.	Ousterhout J. and Jones K, "Tcl and the Tk toolkit", Upper Saddle River, NJ: Addison-Wesley, 2011.
REFERENCE BOOKS:	
1.	David Barron, "The World of Scripting Languages", Wiley Publications.
2.	B.B. Welch, K. Jones, J. Hobbs, "Practical programming in Tcl and Tk", Prentice Hall PTR, Upper Saddle River, N.J, 2014

LOW POWER VLSI DESIGN			
Course Code:	EC4331-1	Course Type	PEC
Teaching Hours/Week (L: T: P: S)	3:0:0:0	Credits	03
Total Teaching Hours	40+0+0+0	CIE + SEE Marks	50+50
Prerequisite	EC3006-1		
Teaching Department: Electronics & Communication Engineering			
Course Objectives:			
1.	Get a clear understanding of the physics and different sources of power dissipation in CMOS circuits		
2.	Be able to appreciate the need for low power design		
3.	Gain knowledge about the different power analysis techniques		
4.	Get a firm understanding on the different low power techniques used in circuit level and logic level.		
5.	Gain knowledge on the different special low power approaches in clock distribution and the low power techniques used in architecture level and system level.		
UNIT-I			
Simulation Power Analysis			16 Hours
Introduction: Need for low power VLSI chips, Sources of power dissipation on Digital Integrated circuits. Emerging Low power approaches, Basic Principles of Low Power Design. Simulation Power analysis: SPICE circuit simulation, Gate Level Logic Simulation-Architecture Level Analysis, Data Correlation Analysis in DSP Systems, Monte Carlo simulation.			
UNIT-II			
Low Power Design			15 Hours
Probabilistic Power Analysis: Random Logic Signals, Probability and Frequency, Probabilistic Power Analysis Techniques, Signal Entropy. Low Power Design at Circuit Level: Transistor and Gate Sizing- Sizing an Inverter chain, Transistor and Gate sizing for Dynamic Power Reduction, Transistor Sizing for Leakage Power Reduction. Network Restructuring and Reorganization Low Power Design at Logic level: Gate reorganization, Signal Gating, Logic Encoding, State Machine Encoding, Pre-Computation Logic.			
UNIT-III			
Low power Clock Distribution and Low Power Design at Architecture and System Level			09 Hours
Low power Clock Distribution: Power dissipation in clock distribution, single driver Vs distributed buffers, Zero skew Vs tolerable skew, Power reduction in clock networks. Low Power Design at Architecture and System Level: Power and Performance Management, Switching Activity Reduction, Parallel Architecture with Voltage Reduction, Flow Graph Transformation.			
Course Outcomes: At the end of the course student will be able to			
1.	Explain the need for low power design in VLSI Chips, sources of power dissipation in CMOS circuits and analyse the basic and emerging low power design approaches		
2.	Explain the simulation-based power analysis techniques to determine the power dissipation in VLSI circuits		
3.	Determine the power dissipation in VLSI circuits using probabilistic power analysis techniques.		
4.	Explain power reduction techniques at the circuit level and logic level for VLSI Circuits.		
5.	Explain the approaches of low power design in clock distribution, architectural and system levels.		
Course Outcomes Mapping with Program Outcomes & PSO			

Program Outcomes→	1	2	3	4	5	6	7	8	9	10	11	12	PSO↓		
↓ Course Outcomes													1	2	3
EC4331-1.1	3	2	-	-	-	-	-	-	-	-	-	-	3	2	-
EC4331-1.2	3	-	-	-	-	-	-	-	-	-	-	-	3	2	-
EC4331-1.3	3	-	-	-	-	-	-	-	-	-	-	-	3	2	-
EC4331-1.4	3	-	-	-	2	-	-	-	-	-	-	-	3	2	-
EC4331-1.5	3	-	-	-	2	-	-	-	-	-	-	-	3	2	-

1: Low 2: Medium 3: High

TEXTBOOKS:

1. Gary K. Yeap, "Practical Low Power Digital VLSI Design", KAP, 2002.

REFERENCE BOOKS:

1. Kaushik Roy, Sharat Prasad, "Low Power CMOS VLSI Circuit Design", Wiley, 2000.
2. Rabaey, Pedram, "Low Power Design Methodologies", Springer, 2009.

E Books / MOOCs/ NPTEL

1. <https://nptel.ac.in/courses/106105034/>
2. <https://nptel.ac.in/courses/106105161/58>

MEMS AND IC INTEGRATION																
Course Code:				EC4231-1				Course Type				PEC				
Teaching Hours/Week (L: T: P: S)				3:0:0:0				Credits				03				
Total Teaching Hours				40+0+0+0				CIE + SEE Marks				50+50				
Prerequisite				EC3006-1												
Teaching Department: Electronics & Communication Engineering																
Course Objectives:																
1.		To introduce MEMS and Microsystems														
2.		To give an overview of Micro sensors, Actuators and Smart Materials														
3.		To introduce CMOS compatible MEMS Fabrication Techniques														
4.		To explain the electronic circuits for micro and smart systems														
5.		To perform the case study of several MEMS Devices														
UNIT-I																
Micro Sensors, Actuators, Systems and Smart Materials: An Overview														16 Hours		
Introduction: Why Miniaturization, Microsystems Versus MEMS Why Microfabrication? Smart Materials, Structures and Systems, Integrated Microsystems- Micromechanical Structures, Microsensors , Microactuators Applications of Smart Materials and Microsystems. Micro Sensors, Actuators, Systems and Smart Materials: An Overview-Silicon Capacitive Accelerometer, Piezoresistive Pressure Sensor, Conductometric Gas Sensor, Fiber-Optic Sensors, Electrostatic Comb-Drive, Magnetic Microrelay, Microsystems at Radio Frequencies, Portable Blood Analyzer, Piezoelectric Inkjet Print Head, Micromirror Array for Video Projection, Micro-PCR Systems, Smart Materials and Systems.																
UNIT-II																
CMOS Compatible MEMS Fabrication														15 Hours		
CMOS Compatible MEMS Fabrication- Silicon as a Material for Micromachining, Thin-film Deposition, Lithography, Doping the Silicon Wafer: Diffusion and Ion Implantation of Dopants, Etching, Silicon Micromachining, Specialized Materials for Microsystems, Advanced Microfabrication Processes. Electronics Circuits for Micro and Smart Systems- Signal Conditioning Circuits, Practical Signal conditioning Circuits for Microsystems																
UNIT-III																
Case Study of MEMS Devices														09 Hours		
Pressure Sensors, Inertial Sensors, Piezoelectric Transducers, RF MEMS, Accelerometer with transducer.																
Course Outcomes: At the end of the course student will be able to																
1.		Explain the MEMS and microsystems														
2.		Discuss microsensors, actuators, systems and smart materials														
3.		Discuss the CMOS compatible MEMS Fabrication techniques														
4.		Discuss the different signal conditioning circuits for MEMS														
5.		Perform the case study of several MEMS Devices														
Course Outcomes Mapping with Program Outcomes & PSO																
Program Outcomes→		1	2	3	4	5	6	7	8	9	10	11	12	PSO↓		
↓ Course Outcomes														1	2	3
EC4231-1.1		3	-	-	-	-	-	-	-	-	-	-	-	2	-	1
EC4231-1.2		3	-	-	-	-	-	-	-	-	-	-	-	2	-	1
EC4231-1.3		3	-	-	-	-	-	-	-	-	-	-	-	2	-	1

EC4231-1.4	3	-	-	-	-	-	-	-	-	-	-	-	-	2	-	1
EC4231-1.5	3	-	-	-	-	-	-	-	-	-	-	-	-	2	-	1
1: Low 2: Medium 3: High																
TEXTBOOKS:																
1.	G. K. Ananthasuresh, K. J. Vinoy, S. Gopalakrishnan, K. N. Bhat, V. K. Aatre “Micro and Smart Systems Technology and Modeling”, John Wiley and Sons, 2009.															
REFERENCE BOOKS:																
1.	Stephen D. Senturia, “Microsystem Design”, Kluwer Publishers, 2001.															
2.	Nadim Maluf, “An Introduction to Microelectromechanical Systems Engineering”, Artech House, 2000.															
E Books / MOOCs/ NPTEL																
1.	https://onlinecourses.nptel.ac.in/noc19_ee40															

MIXED SIGNAL VLSI DESIGN				
Course Code:		EC4332-1	Course Type	PEC
Teaching Hours/Week (L: T: P: S)		3:0:0:0	Credits	03
Total Teaching Hours		40+0+0+0	CIE + SEE Marks	50+50
Prerequisite		EC2002-1, EC3006-1		
Teaching Department: Electronics & Communication Engineering				
Course Objectives:				
1.	To understand the need for mixed signal design			
2.	To know the performance parameters of Digital-to-Analog (DAC) and Analog-to-Digital (ADC).			
3.	To analyse the operation of different architectures of DACs and ADCs.			
4.	To understand the design of capacitors, resistors, MOSFET switch, delay and adder elements, to know the sub-micron CMOS technology and mixed signal layout issues.			
UNIT-I				
Digital-to-Analog Converter Fundamentals and Architectures				16 Hours
Data Converter fundamentals: Analog versus Digital Discrete Time Signals, Sample & Hold Circuits, Digital-to-Analog Converter (DAC): Introduction, specifications: Resolution, Full scale voltage, Least Significant Bit (LSB), Most Significant Bit (MSB), percentage accuracy, Differential Non-Linearity (DNL), Integral Non-Linearity (INL), offset, gain error, Latency, Signal to Noise Ratio (SNR), Dynamic Range. DAC Architectures: Resistors String, R-2R Ladder Networks, Current Steering, Charge Scaling DAC, Cyclic DAC, Pipeline DAC.				
UNIT-II				
Analog-to-Digital Converter Fundamentals and Architectures				15 Hours
Analog-to-Digital Converter (ADC): Introduction, Specifications: Quantization, Quantization error, Differential non-linearity, Missing codes, Integral Non-linearity, Offset and gain error, SNR, Aperture error, ADC Architectures: Flash, 2-step Flash ADC, Pipeline ADC, Integrating ADC, Successive Approximation ADC.				
UNIT-III				
Sub-Micron CMOS Circuit Design				09 Hours
Sub-Micron CMOS circuit design: Process flow, Capacitors, and resistors, MOSFET Switch, Delay and Adder elements. Mixed Signal Layout Issues: Floor planning, power supply and grounding issues, fully differential design, guard rings, Shielding and interconnect considerations.				
Course Outcomes: At the end of the course student will be able to				
1.	Explain the sample mode and hold mode characteristics of Sample -and-Hold circuit.			
2.	Compute the performance parameters for a given DAC, Select between Resistor String, R-2R, Current Steering, Charge Scaling, Cyclic, Pipeline DAC architectures for the given application & specification.			
3.	Compute the performance parameters for a given ADC			
4.	Select between Flash, 2- Step Flash, Pipeline, Dual Slope, Single Slope and SAR ADC for the given application & specification.			
5.	Analyse the process flow for construction of transistors, Resistors and Capacitors in sub-micron technology, Describe the operation of CMOS Delay and Adder elements and mixed signal layout issues.			
Course Outcomes Mapping with Program Outcomes & PSO				

Program Outcomes→	1	2	3	4	5	6	7	8	9	10	11	12	PSO↓		
↓ Course Outcomes													1	2	3
EC4332-1.1	2	3	1	1	1	-	-	1	2	3	-	-	3	2	-
EC4332-1.2	3	2	1	-	1	-	-	1	2	3	-	-	3	2	-
EC4332-1.3	3	1	1	-	-	-	-	1	2	3	-	1	3	2	-
EC4332-1.4	3	1	1	-	-	-	-	1	2	3	-	1	3	2	-
EC4332-1.5	3	-	-	-	-	-	-	-	-	-	-	-	3	-	-
1: Low 2: Medium 3: High															
TEXTBOOKS:															
1.	R. J. Baker, Harry W. Li, David E. Boyce, “CMOS Circuit Design, Layout, Simulation”, PHI Edn, 2005.														
2.	R. Jacob Baker, “Mixed Signal Circuit Design (Vol II of CMOS: Circuit Design, Layout and Simulation)”, CMOS –IEEE Press and Wiley Interscience, 2002.														
REFERENCE BOOKS:															
1.	P.E. Allen and D.R. Holberg, “CMOS Analog Circuit Design”, Oxford University Press, 2 nd Edition, 2002.														
2.	D. P. Kothari and J. S Dhillon, “Digital Circuits and Design”, Pearson, 2016.														
3.	Charles H Roth, “Fundamentals of Logic Design”, Cengage Learning														
E Books / MOOCs/ NPTEL															
1.	https://nptel.ac.in/courses/117106034														

Professional Elective Courses (Autotronics Stream)

AUTOMOTIVE FAULT DIAGNOSIS																
Course Code:					EC3241-1			Course Type				PEC				
Teaching Hours/Week (L: T: P: S)					3:0:0:0			Credits				03				
Total Teaching Hours					40+0+0+0			CIE + SEE Marks				50+50				
Prerequisite					EC2241-1, EC2242-1											
Teaching Department: Electronics & Communication Engineering																
Course Objectives:																
1.		Understand the need and methods of Fault Diagnosis														
2.		Introduce the concepts of Functional Safety and associated standards														
UNIT-I																
Introduction to Diagnostics													15 Hours			
Diagnosis, Safe working Practices, Terminology, Report, Diagnostic process, Electrical & Mechanical Diagnostics, Diagnostic tools, OBD overview, Driving cycles and Future developments in diagnostic systems.																
UNIT-II																
Automotive System Diagnosis													16 Hours			
Diagnostics of Engine, Ignition, Battery Charging System, ABS, Traction control, Steering & Tyres, cruise control, Lighting, Active suspension.																
UNIT-III																
Fundamentals of Functional Safety													09 Hours			
Goals and Definitions, Functional Safety Lifecycle, Safety goals, Dependent failure analysis, Fault tree analysis, Failure mode and effect analysis, Event tree analysis, Markov chain, Hazard and risk assessment, Software and Hardware development, ISO26262																
Course Outcomes: At the end of the course student will be able to																
1.		Explain the terminology and process involved in Diagnostics.														
2.		Describe the concept of OBD and explain available diagnostic tools.														
3.		Explain Diagnosis of Engine, Ignition and Battery charging systems.														
4.		Explain Diagnosis of Driver assistance systems														
5.		Explain the concept of Failure mode analysis, Risk assessments as applicable to Automotive Safety.														
Course Outcomes Mapping with Program Outcomes & PSO																
Program Outcomes→		1	2	3	4	5	6	7	8	9	10	11	12	PSO↓		
↓ Course Outcomes														1	2	3
EC3241-1.1		3	-	-	-	-	-	-	-	-	-	-	-	3	3	-
EC3241-1.2		3	1	-	-	-	-	-	-	-	-	-	-	3	3	-
EC3241-1.3		3	2	-	1	-	-	-	-	-	-	-	-	3	3	1
EC3241-1.4		3	2	-	1	-	-	-	-	-	-	-	-	3	3	1
EC3241-1.5		3	1	-	1	-	-	-	-	-	-	-	-	3	3	-
1: Low 2: Medium 3: High																
TEXTBOOKS:																
1.		Tom Denton, "Advanced Automotive Fault Diagnosis- Automotive Technology: Vehicle Maintenance and Repair", 5th Edition, Routledge, 2021.														
2.		Kai Borgeest, "EMC and Functional Safety of Automotive Electronics", The Institution of Engineering and Technology, 2018.														
REFERENCE BOOKS:																

1.	Bosch, "Automotive Handbook", 11th Edition, Wiley, 2022.
2.	James D. Halderman, "Diagnosis and Troubleshooting of Automotive Electrical, Electronic, and Computer Systems", 6th Edition, Prentice Hall, 2012.
3.	Jack Erjavec, "Automotive Technology A Systems Approach" 5th Edition, Delmar, 2009.
4.	Tracy Martin, "How to use automotive diagnostic scanners", Motorbooks, 2015.
E Books / MOOCs/ NPTEL	
1.	https://www.digitaltrends.com/cars/everything-you-need-to-know-about-obd-obdii/
2.	https://www.obdadvisor.com/most-popular-obd2-codes/

AUTOMOTIVE NETWORKING																
Course Code:					EC2341-1			Course Type					PEC			
Teaching Hours/Week (L: T: P: S)					3:0:0:0			Credits					03			
Total Teaching Hours					40+0+0+0			CIE + SEE Marks					50+50			
Prerequisite					EE1001-1, EC1001-1											
Teaching Department: Electronics & Communication Engineering																
Course Objectives:																
1.	Introduce the need and types of communication networks used in Automobiles.															
UNIT-I																
Introduction															09 Hours	
AUTOSAR Basics, Software Components & Application Layer. The various networking options, the connected vehicle: Communication, LIN, SENT.																
UNIT-II																
CAN and FlexRay															15 Hours	
CAN: CAN High Speed and CAN Low Speed Protocols, CAN FD, CAN XL, CAN SIC; FlexRay: “Event triggered” and “time triggered” aspects, Protocol management, Medium Access; MOST: The concept of MOST, Physical layer and medium, Topology, LVDS and its Applications																
UNIT-III																
Variants of Ethernet PHY used in automobiles															16 Hours	
The variants of Ethernet PHY used in automobiles: 100 Mbit/s Ethernet in automobiles, Automotive Ethernet at 1 Gbit/s, multi-Giga Ethernet in automobiles, Automotive Ethernet at 10 Mbit/s, Power over Ethernet – PoE IEEE 802.3bu, Deterministic, real-time, and automotive Ethernet																
Course Outcomes: At the end of the course student will be able to																
1.	Explain the significance of AUTOSAR; Discuss LIN and SENT Bus networks															
2.	Explain the architecture and application of CAN bus system.															
3.	Explain the architecture and application of high-speed bus systems used in automotive networking.															
4.	Describe the variants of Ethernet used in automobiles.															
5.	Explain the concept of PoE and Deterministic automotive ethernet.															
Course Outcomes Mapping with Program Outcomes & PSO																
Program Outcomes→		1	2	3	4	5	6	7	8	9	10	11	12	PSO↓		
↓ Course Outcomes														1	2	3
EC2341-1.1		3	-	-	-	-	-	-	-	-	-	-	-	3	3	-
EC2341-1.2		3	-	-	-	-	-	-	-	-	-	-	-	3	3	-
EC2341-1.3		3	-	-	-	-	-	-	-	-	-	-	-	3	3	-
EC2341-1.4		3	-	-	-	-	-	-	-	-	-	-	-	3	3	-
EC2341-1.5		3	-	-	-	-	-	-	-	-	-	-	-	3	3	-
1: Low 2: Medium 3: High																
TEXTBOOKS:																
1.	Dominique Paret and Hassina Rebaine, “Autonomous and Connected Vehicles Network Architectures from Legacy Networks to Automotive Ethernet”, Wiley, 2022.															
REFERENCE BOOKS:																
1.	Bosch, "Automotive Handbook", 11th Edition, Wiley, 2022.															
2.	Gilbert Held, "Inter- and intra-vehicle communications", Auerbach Publications, 2008.															
E Books / MOOCs/ NPTEL																
1.	https://www.csselectronics.com/pages/can-bus-simple-intro-tutorial															
2.	https://www.kvaser.com/can-protocol-tutorial/															

3.	https://www.ni.com/en-in/innovations/white-papers/06/flexray-automotive-communication-bus-overview.html
4.	https://www.electronicdesign.com/technologies/test-measurement/article/21204306/entertainment-rides-the-most-bus
5.	https://www.einfochips.com/blog/automotive-ethernet-driving-in-vehicle-communication-for-new-age-vehicular-functions/
6.	https://www.autosar.org/fileadmin/user_upload/standards/classic/4-3/AUTOSAR_EXP_LayeredSoftwareArchitecture.pdf

AUTOMOTIVE SENSORS AND POWER SYSTEMS			
Course Code:	EC2241-1	Course Type	PEC
Teaching Hours/Week (L: T: P: S)	3:0:0:0	Credits	03
Total Teaching Hours	40+0+0+0	CIE + SEE Marks	50+50
Prerequisite	EE1001-1, EC1001-1		

Teaching Department: Electronics & Communication Engineering

Course Objectives:

1.	Understand the operation and use of Automotive Sensors and Actuators
2.	Understand about the Power architectures and Power converters used in Automobiles.

UNIT-I

Automotive Sensors	16 Hours
---------------------------	-----------------

Basic Principles of Classic Sensors, Position and angular-position sensors, rpm sensors, oscillation gyrometers, Flow meters, Acceleration and Vibration sensors, pressure sensors, Temperature sensor, Torque and Force sensor, Optoelectronic Sensors, Ultrasonic Sensor System, Radar and Lidar sensor system, Video Sensors.

UNIT-II

Actuators	15 Hours
------------------	-----------------

Relays, Solenoids, Principle of Electrical Motors, Unidirectional dc motor drives, Bidirectional dc motor drives, Single-phase power converters, PWM generators and Dead-Time.

UNIT-III

Automotive Power Systems	09 Hours
---------------------------------	-----------------

Architecture, Voltages Uses, Thermal Challenges, Abnormal Voltages, Requirements, DC/DC Converters: Direct Conversion and Isolated converters, Introduction to Fuses.

Course Outcomes: At the end of the course student will be able to

1.	Explain the working principle of sensors.
2.	Explain the use of sensors in ranging and imaging applications.
3.	Explain the working principle of actuators used in Automotive applications
4.	Explain motor speed and direction control using PWM
5.	Explain the working of DC-DC converters used in automotive applications

Course Outcomes Mapping with Program Outcomes & PSO

Program Outcomes→ ↓ Course Outcomes	1	2	3	4	5	6	7	8	9	10	11	12	PSO↓		
													1	2	3
EC2241-1.1	3	-	-	-	-	-	-	-	-	-	-	-	3	3	-
EC2241-1.2	3	1	-	-	-	-	-	-	-	-	-	-	3	3	-
EC2241-1.3	3	-	-	-	-	-	-	-	-	-	-	-	3	3	-
EC2241-1.4	3	1	-	-	-	-	-	-	-	-	-	-	3	3	-
EC2241-1.5	3	1	-	-	-	-	-	-	-	-	-	-	3	3	-

1: Low 2: Medium 3: High

TEXTBOOKS:

1. Bosch, "Automotive Handbook", 11th Edition, Wiley, 2022.
2. Dorin O. Neacșu, "Automotive Power Systems", CRC Press, 2021.

REFERENCE BOOKS:

1. Tom Denton, "Automobile Electrical and Electronic Systems", 3rd Edition, Elsevier, 2004.
2. William B. Ribbens, "Understanding Automotive Electronics", 6th Edition, Newnes, 2003.

E Books / MOOCs/ NPTEL

1. <https://www.elprocus.com/different-types-of-sensors-used-in-automobiles/>

2.	https://www.te.com/usa-en/products/sensors/automotive-sensors.html
3.	https://ackodrive.com/car-guide/different-types-of-car-sensors/
4.	https://www.gcoeara.ac.in/learning_material/auto/Unit%204-AEE.pdf

E-VEHICLE TECHNOLOGY																	
Course Code:					EC2242-1			Course Type					PEC				
Teaching Hours/Week (L: T: P: S)					3:0:0:0			Credits					03				
Total Teaching Hours					40+0+0+0			CIE + SEE Marks					50+50				
Prerequisite					EE1001-1, EC1001-1												
Teaching Department: Electronics & Communication Engineering																	
Course Objectives:																	
1.		To introduce Electric Vehicles, their types, and architectures.															
2.		To understand the requirements and functioning of Battery Management Systems															
3.		To understand the impact of EVs on Power grid															
UNIT-I																	
Introduction to Electric and Hybrid Vehicles															15 Hours		
Electric Vehicles (EVs), Hybrid Electric Vehicles (HEVs), Electric and Hybrid Vehicle Components, Vehicle Mass and Performance, Electric Motor and Engine Ratings, Electric and Hybrid Vehicle History, EV/ICEV Comparison Vehicle Architectures and Design of EVs, HEVs, plug-in hybrid electric vehicle (PHEV).																	
UNIT-II																	
Batteries in Electric and Hybrid Vehicles															16 Hours		
Battery Cell Structure, Battery parameters, Basic Battery Model, Traction Batteries, Battery Management System, Soc Measurement, Cell Balancing, Battery Charging.																	
UNIT-III																	
Electric Vehicles and Power Grid															09 Hours		
Vehicle Grid Interface, G2V, V2G, V2H, H2V Frameworks, EV Charging, V2V And H2V Power Converter, EV Powertrain Converters.																	
Course Outcomes: At the end of the course student will be able to																	
1.		Understand the history and components of EV/HEV; Compare the ICEV with EV/HEV.															
2.		Explain the various EV/HEV/PHEV architectures.															
3.		Understand the various parameters of Battery; Explain different Battery chemistries used in EV/HEVs															
4.		Understand the requirements and architecture of a BMS; Explain the need and basic approaches for Battery state/Health estimation and Cell balancing.															
5.		Explain the effects of EVs on Power Grid and discuss the topologies of Power transfer.															
Course Outcomes Mapping with Program Outcomes & PSO																	
Program Outcomes→		1	2	3	4	5	6	7	8	9	10	11	12		PSO↓		
↓ Course Outcomes															1	2	3
EC2242-1.1		3	-	-	-	-	-	-	-	-	-	-	-	3	3	-	
EC2242-1.2		3	-	-	-	-	-	-	-	-	-	-	-	3	3	-	
EC2242-1.3		3	1	-	-	1	-	-	-	-	-	-	-	3	3	-	
EC2242-1.4		3	1	-	-	1	-	-	-	-	-	-	-	3	3	-	
EC2242-1.5		3	1	-	-	-	-	-	-	-	-	-	-	3	3	-	
1: Low 2: Medium 3: High																	
TEXTBOOKS:																	
1.		Iqbal Husain, “Electric and Hybrid Vehicles Design Fundamentals”, 3rd Edition, CRC Press, 2021.															
2.		Gregory L. Plett, “Battery Management Systems - Volume II Equivalent-Circuit Methods”, Artech House, 2016.															
REFERENCE BOOKS:																	

1.	James Larminie and John Lowry, "Electric Vehicle Technology Explained", John Wiley & Sons Ltd, 2012.
2.	Tom Denton, "Electric and Hybrid Vehicles", Routledge, 2016.
3.	Seth Leitman and Bob Brant, "Build Your Own Electric Vehicle", 2nd Edition, McGraw Hill, 2009.
4.	Rui Xiong, "Battery Management Algorithm for Electric Vehicles", Springer, 2020.
5.	San Ping Jiang, "Fundamentals and Application of Lithium-ion Battery Management in Electric Drive Vehicles", Wiley, 2015.
6.	Davide Andrea, "Battery management systems for large lithium battery packs", Artech House Publishers, 2010.
E Books / MOOCs/ NPTEL	
1.	https://archive.nptel.ac.in/courses/108/106/108106170/
2.	https://nptel.ac.in/courses/108102121
3.	https://nptel.ac.in/courses/108103009

TELEMATICS AND INFOTAINMENT SYSTEM																
Course Code:				EC2342-1				Course Type				PEC				
Teaching Hours/Week (L: T: P: S)				3:0:0:0				Credits				03				
Total Teaching Hours				40+0+0+0				CIE + SEE Marks				50+50				
Prerequisite				EE1001-1, EC1001-1												
Teaching Department: Electronics & Communication Engineering																
Course Objectives:																
1.		Introduce the improvements in Instrumentation and Infotainment systems in Modern day automobiles.														
2.		Understand the importance of Drive Assistance Systems and their functioning.														
UNIT-I																
Driver-assistance Systems														16 Hours		
Night-vision systems, Parking and manoeuvring systems, Adaptive Cruise Control, Information and warning systems, Lane assistance, Emergency-braking systems, Intelligent headlamp control.																
UNIT-II																
Instrumentation and Telematics Systems														15 Hours		
Modern Automotive Instrumentation, Input and Output Signal Conversion, Multiplexing, Sampling, Fuel Quantity Measurement, Coolant Temperature Measurement, Oil Pressure Measurement, Vehicle Speed Measurement, Trip Information Computer, Telematics.																
UNIT-III																
Infotainment systems														09 Hours		
Infotainment and cockpit solutions, Display and control, Instrumentation, Radio and TV reception in motor vehicles.																
Course Outcomes: At the end of the course student will be able to																
1.		Explain the working of Cruise control and Intelligent Headlamp systems.														
2.		Discuss different driver assistance systems present in a modern car.														
3.		Describe the various subsystems used in Modern Instrumentation system.														
4.		Discuss the need for Automotive Telematics.														
5.		Discuss the various infotainment options available in motor vehicles.														
Course Outcomes Mapping with Program Outcomes & PSO																
Program Outcomes→		1	2	3	4	5	6	7	8	9	10	11	12	PSO↓		
↓ Course Outcomes														1	2	3
EC2342-1.1		3	-	-	-	-	-	-	-	-	-	-	-	3	3	-
EC2342-1.2		3	-	-	-	-	-	-	-	-	-	-	-	3	3	-
EC2342-1.3		3	-	-	-	-	-	-	-	-	-	-	-	3	3	-
EC2342-1.4		3	-	-	-	-	-	-	-	-	-	-	-	3	3	-
EC2342-1.5		3	-	-	-	-	-	-	-	-	-	-	-	3	3	-
1: Low 2: Medium 3: High																
TEXTBOOKS:																
1.		Bosch, "Automotive Handbook", 11th Edition, Wiley, 2022.														
2.		William B. Ribbens, "Understanding Automotive Electronics", 6 th Edition, 2003.														
REFERENCE BOOKS:																
1.		Ljubo Vlacic, Michel Parent and Fumio Harashima, "Intelligent Vehicle Technologies Theory and Applications", Butterworth-Heinemann, 2001.														
2.		Radovan Miucic, "Connected Vehicles Intelligent Transportation Systems", Springer, 2019.														

E Books / MOOCs/ NPTEL	
1.	https://www.embitel.com/iot-insights/what-is-telematics
2.	https://avt.inl.gov/sites/default/files/pdf/dod/Session8_02-06-16Telematics.pdf
3.	AMMP201-11 Telematics-WP-Automotive.pdf
4.	The Importance of Telematics in the Transport System.pdf

Professional Elective Courses (Network & Cyber Security Stream)

ADHOC & SENSOR NETWORKS				
Course Code:		EC4351-1	Course Type	PEC
Teaching Hours/Week (L: T: P: S)		3:0:0:0	Credits	03
Total Teaching Hours		40+0+0+0	CIE + SEE Marks	50+50
Prerequisite		EC3002 - 1		
Teaching Department: Electronics & Communication Engineering				
Course Objectives:				
1.	Establish the concept of forming a network with sensor nodes with radio frequency (RF) link.			
2.	Analyze the architecture, performance of the wireless and Ad Hoc networks with protocols of Physical, MAC and network layer.			
3.	Describe the time synchronization and localizations of the Ad Hoc and wireless sensor networks.			
4.	Observe the characteristics of various layers of wireless sensor networks using simulation tools.			
5.	Construct a layout of wireless/body sensor networks with the help of development platforms.			
UNIT-I				
Introduction to Wireless Sensor Networks				16 Hours
Introduction to sensors: Sensor basics, Sensor types, Characteristics, Applications. Introduction to Wireless Sensor Networks (WSN): Factors influencing the WSN design, hardware constraints, Power consumption, Communication, Simplified energy model. WSN Architecture, Hardware components, Physical layer, Radio Frequency (RF), UWB, Modulation, Path loss. Transceiver tasks and characteristics, Physical layer transceiver design. Medium access control layer: Energy consumption. Network layer functionalities. Protocol stack, embedded operating systems, Tiny OS, Contiki OS				
UNIT-II				
MAC Protocols, Localisation and Positioning				16 Hours
MAC Protocols: Fundamentals, Classes of MAC protocols, MAC protocols for WSN, Low duty cycle protocols, wake up radio concepts, Contention and Schedule based protocols, IEEE 802.15.4 MAC protocol. Time synchronization: Properties, Light weight time synchronization protocols (LTS) Localisation and Positioning: Procedures, Possible approaches, Combining hierarchical topologies, and power control. Pilot based power control, Ad Hoc Network design algorithm (ANDA), Energy efficiency unicast routing protocol.				
UNIT-III				
Wireless Body Area Networks				08 Hours
Network topologies, Scenarios, WPAN technology, Inertial energy scavenging technique, Wireless sensor network development platforms.				
Course Outcomes: At the end of the course student will be able to				
1.	Explain the fundamental knowledge in Wireless sensor node; Determine the performance parameters of modules of Sensor node.			
2.	Explain physical, media access control & network layer parameters of wireless sensor network architecture; Determine the path loss for the given Wireless Sensor network scenario.			
3.	Discuss the concepts of Medium access control protocols; Associate time synchronisation schemes in the protocols with the conventional MAC protocol concepts.			
4.	Apply basic techniques of localisation and positioning to control power of the wireless sensor network.			

- | | |
|-----------|---|
| 5. | Create Wireless Body sensor network basics in terms of different network topology scenarios, involving the present IEEE standard and the energy scavenging techniques to generate power for the voltage sources of the sensor nodes using the inertial technique. |
|-----------|---|

Course Outcomes Mapping with Program Outcomes & PSO

Program Outcomes→	1	2	3	4	5	6	7	8	9	10	11	12	PSO↓		
↓ Course Outcomes													1	2	3
EC4351-1.1	-	-	-		-	-	-	3	-	1	-	-	3	-	-
EC4351-1.2	1	-	-	2	-	-	-	-	-	-	-	-	3	-	-
EC4351-1.3	-	-	-	-	-	3	2	-	-	-	-	-	3	-	-
EC4351-1.4	1	-	2	-	-	3	-	-	-	-	-	-	3	2	-
EC4351-1.5	-	-	2	-	-	1	-	3	-	-	-	-	3	-	-

1: Low 2: Medium 3: High

TEXTBOOKS:

1. Ian F. Akyildiz, Mehmet Can Vuran, "Wireless Sensor Networks", John Wiley & Sons Ltd., 2010.
2. Holger Karl and Andreas Willig, "Protocols and Architectures for Wireless Sensor Networks", John Wiley & Sons, Ltd. 2005.
3. Guang-Zhong Yang (Ed.), "Body Sensor Networks", Springer-Verlag London Limited, 2006.

REFERENCE BOOKS:

1. Waltenegus Dargie and Christian Poellabauer, "Fundamentals of Wireless Sensor Networks", John Wiley & Sons Ltd., 2010.
2. Kazem Sohraaby, Daniel Minoli and Taieb Znati, "Wireless Sensor Networks Technology, Protocols and Applications", John Wiley & Sons Ltd., 2007.

E Books / MOOCs/ NPTEL

1. <https://nptel.ac.in/courses/106105160>

ADVANCED CYBER SECURITY																
Course Code:					EC4352-1			Course Type				PEC				
Teaching Hours/Week (L: T: P: S)					3:0:0:0			Credits				03				
Total Teaching Hours					40+0+0+0			CIE + SEE Marks				50+50				
Prerequisite					EC3002-1											
Teaching Department: Electronics & Communication Engineering																
Course Objectives:																
1.		To introduce finite fields and number theory														
2.		To introduce different symmetric and asymmetric key techniques														
3.		Understand different authentication techniques														
4.		Understand cybercrimes and threats														
5.		Understand malware analysis and analysis of malicious programs														
UNIT-I																
Symmetric and Asymmetric Key Cryptosystems															15 Hours	
Finite Fields and Number Theory: Modular arithmetic, Euclidian Algorithm, Primality Testing: Fermats and Eulers theorem, Chinese Remainder theorem, Discrete Logarithms Symmetric key cryptographic techniques: Introduction to Stream cipher, Block cipher: DES, AES, IDEA, Asymmetric key cryptographic techniques: principles, RSA, ElGamal, Elliptic Curve cryptography, Key distribution and Key exchange protocols.																
UNIT-II																
Cybercrimes and Threats															15 Hours	
Integrity and Authentication: Hash functions, Secure Hash Algorithm (SHA)Message Authentication, Message Authentication Code (MAC), Digital Signature Algorithm: RSA, ElGamal system Cybercrimes and cyber offenses: Classification of cybercrimes, planning of attacks, social engineering: Human based, Computer based: Cyberstalking, Cybercafe and Cybercrimes Cyber Threats, Attacks and Prevention: Phishing, Password cracking, Keyloggers and Spywares, DoS and DDoS attacks, SQL Injection Identity Theft (ID) : Types of identity theft, Techniques of ID theft																
UNIT-III																
Malware Analysis															10 Hours	
Malware Analysis: Static Analysis, Dynamic Analysis, Network Analysis Analyzing malicious Windows programs: The Portable Executable file format, PE header and sections, The Windows loader, Windows API, Import Address Table, Import functions, Export functions Introduction to Sandbox and Cuckoo Malware Analysis (Case Study)																
Course Outcomes: At the end of the course student will be able to																
1.		Explain the principle of finite fileds and number theory														
2.		Explain different symmetric and asymmetric key techniques														
3.		Discuss integrity and authentication														
4.		Describe cybercrimes, threats and prevention														
5.		Describe malware analysis and analyze malicious programs.														
Course Outcomes Mapping with Program Outcomes & PSO																
Program Outcomes→		1	2	3	4	5	6	7	8	9	10	11	12	PSO↓		
↓ Course Outcomes														1	2	3
EC4352-1.1		3	1	-	-	-	-	-	-	-	-	-	-	1	3	1

EC4352-1.2	3	1	-	-	-	-	-	-	-	-	-	-	-	1	3	1
EC4352-1.3	3	1	-	-	-	-	-	-	-	-	-	-	-	1	3	1
EC4352-1.4	3	1	-	-	-	-	-	-	-	-	-	-	-	1	3	1
EC4352-1.5	3	1	-	-	-	-	-	-	-	-	-	-	-	1	3	1
1: Low 2: Medium 3: High																
TEXTBOOKS:																
1.	William Stallings, “Cryptography and Network security”, Pearson Education, 7th Edition, 2016															
2.	Nina Godbole, Sunit Belapure, “Cyber Security, Understanding cyber crimes, computer forensics and legal perspectives”, Wiley Publications, 2016															
3.	Monnappa K A, “Learning Malware Analysis”, Packt Publishing, 2018															
REFERENCE BOOKS:																
1.	Brian Underdahl , “Cybersecurity for Dummies”, Wiley, 2011															
2.	Michael Sikorski, Andrew Honig, “Practical Malware Analysis: The Hands-On Guide to Dissecting Malicious Software”, No Starch Press, 2012															
E Books / MOOCs/ NPTEL																
1.	https://nptel.ac.in/courses/106105031															
2.	https://onlinecourses.swayam2.ac.in/nou19_cs08/preview															

CLOUD COMPUTING			
Course Code:	EC2251-1	Course Type	PEC
Teaching Hours/Week (L: T: P: S)	3:0:0:0	Credits	03
Total Teaching Hours	40+0+0+0	CIE + SEE Marks	50+50
Prerequisite	CS1002-1		
Teaching Department: Electronics & Communication Engineering			
Course Objectives:			
1.	Explain need for cloud computing		
2.	Understand service models and deployment models		
3.	To introduce cloud computing applications and paradigms		
4.	To Learn resource management and scheduling in cloud		
5.	Understand difference between different cloud platforms		
UNIT-I			
Service Models, Deployment Models and Cloud Resource Virtualization			16 Hours
Inception and need for cloud computing: Motivations from distributed computing predecessors Evolution, Characteristics, Business Benefits, Challenges in cloud computing, Exploring the Cloud Computing Stack Fundamental Cloud Architectures, Advanced Cloud Architectures, Specialized Cloud Architectures.			
Service Models (XaaS): Infrastructure as a Service (IaaS), Platform as a Service (PaaS), Software as a Service(SaaS), Deployment Models: Types of cloud, Public cloud, Private cloud, Hybrid cloud, Service level agreements, Types of SLA, Lifecycle of SLA, SLA Management.			
Cloud Resource Virtualization: Virtualization as Foundation of Cloud, Understanding Hypervisors, Understanding Machine, Image and Instances, Managing Instances, Virtual Machine Provisioning and Service Migrations.			
UNIT-II			
Resource Management and Scheduling in Cloud			16 Hours
Cloud Computing Applications and Paradigms: Existing Cloud Applications and Opportunities for New Applications - Architectural Styles for Cloud Applications, Workflows: Coordination of Multiple Activities, Coordination Based on a State Machine Model, The ZooKeeper, The MapReduce Programming Model, A Case Study-The GrepTheWeb Application.			
Resource Management and Scheduling in Cloud: Policies and Mechanisms for Resource Management, Stability of a Two-Level Resource Allocation Architecture, Feedback Control Based on Dynamic Thresholds, Coordination of Specialized Autonomic Performance Managers, A Utility-Based Model for Cloud-Based Web Services, Resource Bundling: Combinatorial Auctions for Cloud Resources, Scheduling Algorithms for Computing Clouds - Resource Management and Dynamic Application Scaling.			
UNIT-III			
Cloud Platforms and Application Development			08 Hours
Comparing Amazon web services, Google AppEngine, Microsoft Azure from the perspective of architecture (Compute, Storage Communication) services and cost models. Cloud application development using third party APIs, Working with EC2 API, Google App Engine API, Facebook API, Twitter API.			
Course Outcomes: At the end of the course student will be able to			
1.	Explain need for cloud computing and service models		
2.	Explain cloud resource virtualization		
3.	Discuss cloud computing applications and paradigms		
4.	Describe resource management and scheduling in cloud		
5.	Discuss different cloud platforms and its development		

Course Outcomes Mapping with Program Outcomes & PSO																
Program Outcomes→		1	2	3	4	5	6	7	8	9	10	11	12		PSO↓	
↓ Course Outcomes														1	2	3
EC2251-1.1		3	-	-	-	-	-	-	-	-	-	-	-	1	3	1
EC2251-1.2		3	-	-	-	-	-	-	-	-	-	-	-	1	3	1
EC2251-1.3		3	-	-	-	-	-	-	-	-	-	-	-	1	3	1
EC2251-1.4		3	-	-	-	-	-	-	-	-	-	-	-	1	3	1
EC2251-1.5		3	-	-	-	-	-	-	-	-	-	-	-	1	3	1
1: Low 2: Medium 3: High																
TEXTBOOKS:																
1.	Rajkumar Buyya, James Broberg, Andrzej M. Goscinski, “Cloud Computing Principles and Paradigms”, John Wiley & Sons, 2010.															
2.	Sosinsk, Barrie, “Cloud Computing Bible”, John Wiley & Sons, 1st Edition, 2011.															
REFERENCE BOOKS:																
1.	Toby Velte, Anthony Velte, Robert Elsenpeter, “Cloud Computing, A Practical Approach”, McGraw-Hill Osborne Media, 2009															
2.	Dan C. Marinescu, “Cloud Computing: Theory and Practice”, Morgan Kaufmann, 2013															
E Books / MOOCs/ NPTEL																
1.	https://onlinecourses.nptel.ac.in/noc22_cs20															
2.	https://nptel.ac.in/courses/106104182															

HIGH PERFORMANCE COMMUNICATION NETWORKS			
Course Code:	EC4251-1	Course Type	PEC
Teaching Hours/Week (L: T: P: S)	3:0:0:0	Credits	03
Total Teaching Hours	40+0+0+0	CIE + SEE Marks	50+50
Prerequisite	EC3002-1		
Teaching Department: Electronics & Communication Engineering			
Course Objectives:			
1.	Build the connectivity between different types of communication networks.		
2.	Maximizing the high-performance estimation through physical and logical layer connectivity.		
3.	Compiling the different network control management techniques, various services and applications etc.		
4.	Importance between optical connectivity and wireless connectivity through network evaluation criterion approach.		
5.	Evaluating the different networks qualitative analysis by enhancing through intelligent networks and Derived demand for network services.		
UNIT-I			
Introduction			10 Hours
Networking principles, Future networks Internet, Pure ATM Network, Cable Network and Wireless. Network services and Layered Architecture, Applications, Traffic characterization and quality of services, Network services, High performance networks, Net- work Elements., Layered applications, Open data network model, Network architectures, Network bottlenecks.			
Internet and TCP/IP Networks			05 Hours
IPV4 Reliable multicast, Multicast IP, Mobile IP, TCP and UDP, Applications, FTP,SMTP. Internet success and limitations, Performance of TCP/IP Networks, Performance of circuitswitched Networks.			
UNIT-II			
ATM And Wireless Network			06 Hours
ATM: Main features of ATM, Addressing, signaling and Routing, ATM header structure, ATM AAL, Internetworking with ATM.			
Wireless Networks			06 Hours
Link level design, Channel Access, Network design, Wireless net- works today, Future networks, Ad hoc networks, High speed Digital cellular, Home RF and Bluetooth.			
Network controls			06 Hours
Control of networks, Objectives and methods of control, Circuit switched networks, Datagram Networks, Network economics, Derived demand for network services, ISPs, Subscriber demand model.			
UNIT-III			
Optical Amplifiers and Networks: Optical Networks			07 Hours
Optical Links, WDM systems, Optical cross connects, Optical LANs, Optical paths and Networks. SONET, Optical Network Survivability, Physical Layer and Logical Layer Implementation Techniques.			
Course Outcomes: At the end of the course student will be able to			
1.	Utilize different network model architectures, pure ATM, Open data layer, internet and calculate the network latency using Traffic Characterization.		
2.	Explain the use of multicasting routing protocols, TCP/IP and circuit switching performance.		
3.	Discuss the concepts of ATM and wireless networks, internetworking, channel access, Home RF and Bluetooth and applications.		
4.	Make use of network control to design subscriber demand model for Internet Service Provider (ISP).		

- | | |
|----|--|
| 5. | Build the optical network connectivity using SONET, WDM and survivability integration techniques using, fiber demand distribution, fiber protection ratio, fiber demand bundling techniques. |
|----|--|

Course Outcomes Mapping with Program Outcomes & PSO

Program Outcomes→ ↓ Course Outcomes	1	2	3	4	5	6	7	8	9	10	11	12	PSO↓		
													1	2	3
EC4251-1.1	3	-	-	-	-	-	-	-	-	-	-	-	3	-	-
EC4251-1.2	3	-	-	-	-	-	-	-	-	-	-	-	3	-	-
EC4251-1.3	3	-	-	-	-	-	-	-	-	-	-	-	3	-	-
EC4251-1.4	3	-	-	-	-	-	-	-	-	-	-	-	3	-	-
EC4251-1.5	3	2	-	-	2	-	-	-	-	-	-	2	3	-	-

1: Low 2: Medium 3: High

TEXTBOOKS:

1. Warland and Varaiya, "High Performance Communication Networks", Morgan Kauffman, Elsevier, 2nd Edition, 2000.
2. William Stallings, "High-Speed Networks and Internet: Performance and Quality of Service", Pearson Edu., 2001.
3. K. V. S. S. S. Sairam, and Chandra Singh, "Survivability Techniques in Optical Networks", Studium Press (India) Pvt. Ltd, 2019.

REFERENCE BOOKS:

1. Rajiv Ramaswamy, Ramaswami Kumar and Sivarajan Galen Sasaki, "Optical Net- works A Practical Perspective", 3rd Edition, Morgan Kaufmann, 2010.

INFORMATION SECURITY															
Course Code:				EC4252-1				Course Type				PEC			
Teaching Hours/Week (L: T: P: S)				3:0:0:0				Credits				03			
Total Teaching Hours				40+0+0+0				CIE + SEE Marks				50+50			
Prerequisite				EC3002-1											
Teaching Department: Electronics & Communication Engineering															
Course Objectives:															
1.		Explain system security related incidents and gain insight on potential defenses and counter measures against common threat/vulnerabilities.													
2.		Understand overview of security parameters													
3.		To introduce access control models and security policies													
4.		To introduce applications of information security													
UNIT-I															
Information Security Fundamentals														16 Hours	
Information Security Fundamentals: Definitions & challenges of security, Attacks & services, Security policies, Security Controls, Access control structures, Cryptography, Deception, Ethical Hacking, Firewalls, Identity and Access Management (IdAM). System Security: System Vulnerabilities, Network Security Systems, System Security, System Security Tools, Web Security, Application Security, Intrusion Detection Systems. Overview of Security Parameters: Confidentiality, integrity and availability; Security violation and threats; Security policy and procedure; Assumptions and Trust; Security Assurance, Implementation and Operational Issues; Security Life Cycle															
UNIT-II															
Access Control Models and System Design														16 Hours	
Access Control Models: Discretionary, mandatory, role-based and task-based models, unified models, access control algebra, temporal and Spatio-temporal models. Security Policies: Confidentiality policies, integrity policies, hybrid policies, non-interference and policy composition, international standards. Systems Design: Design principles, represent identity, control of access and information flow, and confinement problem. Assurance: Building systems with assurance, formal methods and evaluating systems. Logic-based System: Malicious logic, vulnerability analysis, auditing, intrusion detection.															
UNIT-III															
Applications														08 Hours	
Applications: Network security, operating system security, user security, program security, database security. Special Topics: Data privacy, introduction to digital forensics, enterprise security specification. Operating Systems Security: Security Architecture, Analysis of Security in Linux/Windows.															
Course Outcomes: At the end of the course student will be able to															
1.		Explain Security fundamentals													
2.		Explain Security parameters													
3.		Discuss access control models													
4.		Describe policies and system design													
5.		Discuss applications of information security													
Course Outcomes Mapping with Program Outcomes & PSO															
Program Outcomes→		1	2	3	4	5	6	7	8	9	10	11	12	PSO↓	

↓ Course Outcomes														1	2	3
EC4252-1.1	3	1	-	-	-	-	-	-	-	-	-	-	-	1	3	1
EC4252-1.2	3	1	-	-	-	-	-	-	-	-	-	-	-	1	3	1
EC4252-1.3	3	1	-	-	-	-	-	-	-	-	-	-	-	1	3	1
EC4252-1.4	3	1	-	-	-	-	-	-	-	-	-	-	-	1	3	1
EC4252-1.5	3	1	-	-	-	-	-	-	-	-	-	-	-	1	3	1

1: Low 2: Medium 3: High

TEXTBOOKS:

1. William Stallings, Lawrie Brown, “Computer Security: Principles and Practice”, Pearson, 3rd edition, 2014.
2. Anderson, R., “Security engineering”, Wiley, 2nd edition, 2008.
3. Bishop, M. “Computer Security: Art and Science”, Addison Wesley, 2002.

REFERENCE BOOKS:

1. Nina Godbole, “Information Systems Security”, Wiley, 2nd edition, 2017.
2. Gertz, M., & Jajodia, S. (Eds.). “Handbook of database security: applications and trends”, Springer Science & Business Media, 2007.
3. Mark Stamp, “Information Security Principles and Practice”, Wiley, 2nd edition, 2011.
4. Santhosh B. J., K. V. S. S. S. S. Sairam, Shubham Kumar, Chandu Jagan Sekhar M., “Information and Cyber Security”, Scientific International Publishing House, 1st edition, 2023

E Books / MOOCs/ NPTEL

1. <https://nptel.ac.in/courses/106106129>

Professional Elective Courses (Artificial Intelligence and Machine Learning Stream)

ARTIFICIAL INTELLIGENCE																			
Course Code:					EC3261-1			Course Type				PEC							
Teaching Hours/Week (L: T: P: S)					3:0:0:0			Credits				03							
Total Teaching Hours					40+0+0+0			CIE + SEE Marks				50+50							
Prerequisite					EC2602-1														
Teaching Department: Electronics & Communication Engineering																			
Course Objectives:																			
1.	Introduce AI, propositional calculus, graph theory and Heuristic approach																		
2.	Arm the students with the basics of issues involved with knowledge presentation																		
3.	Learn the issues involved in knowledge presentation and algorithms of AI systems																		
4.	Understand the role of knowledge in language understanding																		
5.	Understand the image analysis with AI systems																		
UNIT-I																			
Introduction to Artificial Intelligence															16 Hours				
Introduction to Artificial Intelligence (AI): The History of Artificial Intelligence and the State of the Art. Components of AI.																			
Problems, Problem Spaces, and Search: Defining the Problem as a State Space Search, Production Systems, Problem Characteristics, Production System Characteristics and Issues in Design of Search Problems.																			
Additional Problems:																			
Water Jug Problem, Missionaries and Carnivals Problem, 8-Puzzle Problem, Tower of Hanoi Problem, Cryptarithmic Problem.																			
Heuristic Search Techniques: Hill Climbing, Best First Search-A* SEARCH, AO* Search, Problem Reduction and Constraint Satisfaction.																			
UNIT-II																			
Knowledge Based Systems and Natural Language Processing															15 Hours				
Knowledge Based Systems (KBS): Type of Knowledge, Knowledge Acquisition, Knowledge Representation-Logic, Semantic Network, Frame, Conceptual Graphs Conceptual Dependency and Script.																			
Natural Language Processing (NLP): Applications of NLP, Examples of NLP Systems, Chomsky Hierarchy of Grammars, Transformational Grammar, Case Grammars (FILLMORE's) & Context Free Grammar (CFG).																			
Game Playing: MiniMax Search and Alpha- Beta (α - β) Pruning.																			
UNIT-III																			
Sensing The World															09 Hours				
Vision, Image Transformation, Image Analysis, Pre-Processing, Finding Edges, Template Matching, Point Tracking, Threshold Variation, Segment Analysis, Forming Segments, Image Understanding, Optical Sensors, Telemarketing AI.																			
Course Outcomes: At the end of the course student will be able to																			
1.	An understanding of the concepts AI, basics of propositional calculus.																		
2.	An understanding of graph theory and Heuristic approach.																		
3.	An understanding of basics of issues involved with knowledge presentation.																		
4.	An understanding human language using NLP grammars and parsing techniques.																		
5.	Apply AI to template matching and Telemarketing.																		
Course Outcomes Mapping with Program Outcomes & PSO																			
Program Outcomes→				1	2	3	4	5	6	7	8	9	10	11	12	PSO↓			
↓ Course Outcomes																	1	2	3

EC3261-1.1	3	-	-	-	-	-	-	-	-	-	-	-	-	3	-	-
EC3261-1.2	3	-	-	-	-	-	-	-	-	-	-	-	-	3	-	-
EC3261-1.3	3	-	-	-	-	-	-	-	-	-	-	-	-	3	-	-
EC3261-1.4	3	-	-	-	-	-	-	-	-	-	-	-	-	3	-	-
EC3261-1.5	3	-	-	-	-	-	-	-	-	-	-	-	-	3	-	-

1: Low 2: Medium 3: High

TEXTBOOKS:

1. Elaine Rich, Kevin Knight, Shivashankar B. Nair “Artificial Intelligence”, Tata McGraw Hills, 3rd Edition, 2009.
2. Charniak and Mc Dermott, “Introduction to Artificial Intelligence”, Pearson Education, 1999.
3. Kevin Warwick, “Artificial Intelligence, the basics”, Wearset Ltd.

REFERENCE BOOK:

1. George F Luger, “Artificial Intelligence”, Pearson Education, 4th Edition, 2002

E Books / MOOCs/ NPTEL

1. nptel.ac.in/courses/106105077/
2. nptel.ac.in/courses/106106126/

ARTIFICIAL NEURAL NETWORKS AND DEEP LEARNING																	
Course Code:					EC3361-1			Course Type					PEC				
Teaching Hours/Week (L: T: P: S)					3:0:0:0			Credits					03				
Total Teaching Hours					40+0+0+0			CIE + SEE Marks					50+50				
Prerequisite					EC2261-1												
Teaching Department: Electronics & Communication Engineering																	
Course Objectives:																	
1.		Learn the basics of neural networks that are required for deep learning.															
2.		Learn calculation of weights, error and gradients															
3.		Understand the architecture of different deep networks															
4.		Understand the working of autoencoders															
5.		Understand different techniques to improve network performance															
UNIT-I																	
Neural Networks															16 Hours		
Introduction, Terminology and Notation, McCulloch-Pitts's Neuron, Types of activation function, Types of network architectures, The Math of Neural Networks, Forward Propagation, Calculating the total Error, Calculating the Gradients, Checking the Gradients, constructing a Network																	
UNIT-II																	
Deep Learning Network Architectures															16 Hours		
Convolution operation, pooling, convolution and pooling as infinitely strong priors, recurrent neural networks, bidirectional RNNs, Deep recurrent networks, recursive neural networks, autoencoders, regularized autoencoders, denoising autoencoders.																	
UNIT-III																	
Techniques to Improve Network Performance															08 Hours		
Augmentation of data, Noise robustness, multitask learning, sparse representation, drop out . Case studies: Alexnet, VGG-GoogleNet, CRNNs for spatio-temporal modeling																	
Course Outcomes: At the end of the course student will be able to																	
1.		Explain different terminologies, activation functions and architecture of Neural Networks															
2.		Calculate weights, error and gradients related to Neural Network															
3.		Explain architecture of different deep networks															
4.		Explain working of autoencoders															
5.		Explain different techniques to improve network performance and architectures a few CNNs															
Course Outcomes Mapping with Program Outcomes & PSO																	
Program Outcomes→		1	2	3	4	5	6	7	8	9	10	11	12		PSO↓		
↓ Course Outcomes															1	2	3
EC3361-1.1		3	-	-	-	1	-	-	-	-	-	-	-	3	-	-	
EC3361-1.2		3	-	-	-	1	-	-	-	-	-	-	-	3	2	-	
EC3361-1.3		3	-	-	-	1	-	-	-	-	-	-	-	3	2	-	
EC3361-1.4		3	-	-	-	1	-	-	-	-	-	-	-	3	2	-	
EC3361-1.5		3	-	-	-	1	-	-	-	-	-	-	-	3	2	-	
1: Low 2: Medium 3: High																	
TEXTBOOKS:																	
1.		Michael Taylor, “Neural Networks: A Visual Introduction for Beginners”, Published by Blue Windmill Media, 2017.															
2.		Michael A Neilsen, “Neural Networks and Deep Learning”, Determination Press, 2015.															
3.		Pat Nakamoto, “Neural Networks & Deep Learning”, 2017.															

- | | |
|----|---|
| 4. | Ian Goodfellow and Yoshua Bengio and Aaron Courville, "Deep Learning", MIT Press, 2016. |
|----|---|

REFERENCE BOOK:	
------------------------	--

- | | |
|----|--|
| 1. | MacKay, David JC, and David JC Mac Kay, "Information theory, inference and learning algorithms", Cambridge university press, 2003. |
|----|--|

LINEAR ALGEBRA																
Course Code:				EC2261-1			Course Type				PEC					
Teaching Hours/Week (L: T: P: S)				3:0:0:0			Credits				03					
Total Teaching Hours				40+0+0+0			CIE + SEE Marks				50+50					
Prerequisite				MA1001-1												
Teaching Department: Electronics & Communication Engineering																
Course Objectives:																
1.		Understand linear equations and vector spaces														
2.		Understand linear transformation														
3.		Understand the concept of orthogonality														
4.		Determine Eigenvalues and Eigenvectors for a given data														
5.		Learn a few real time applications														
UNIT-I																
Linear Equations, Vector Spaces and Linear Transformations														16 Hours		
Linear Equations: Introduction. Systems of Linear Equations, Matrices and Elementary Row Operations, Solution Sets of Linear Systems.																
Vector Spaces: Subspaces, Null Spaces, Column Spaces, Basis, Dimension, Rank.																
Linear Transformations: Linear Transformations, Representation of Transformations by Matrices, Null Space and Range space of Linear Transformation. Basis and dimension calculation of Null Spaces and Range Spaces of Linear Transformation.																
UNIT-II																
Orthogonality, Eigenvalues and Eigenvectors														15 Hours		
Orthogonality: Inner Product, Length and Orthogonality, Orthogonal Projections, The Gram–Schmidt Process, Orthonormalization, Unitary Transformation.																
Eigenvalues and Eigenvectors: Eigenvalues and Eigenvectors, The Characteristic Equation, Diagonalization, Four Fundamental Subspaces associated with Linear Transformation.																
Singular Value Decomposition (SVD).																
UNIT-III																
Applications														09 Hours		
Least Square Problems, Least Square Estimation, Curve Fitting, QR Factorisation, Fourier Series and Projection, Data Compression using Orthonormal Transformations like DFT, DCT and SVD.																
Course Outcomes: At the end of the course student will be able to																
1.		Solve a given set of Linear equations, Determine the rank, Null Spaces, Column Spaces for a given m x n matrix.														
2.		Illustrate the representation of linear transformations using matrices; Calculate basis and dimension of null spaces and range spaces of linear transformation.														
3.		Apply the concepts of Orthogonality, Orthogonal Projections, Gram–Schmidt Process, Orthonormalization for the given set of vectors and Explain Unitary Transformation.														
4.		Determine Eigen values and Eigenvectors for a given matrix; Explain four fundamental subspaces associated with linear transformation. Apply Singular Value Decomposition (SVD) for a given m x n matrix.														
5.		Analyse the applications of Linear Algebra towards Least Square Estimation, Curve Fitting, QR Factorization, Fourier Series and Projection, Data Compression using DFT, DCT and SVD														
Course Outcomes Mapping with Program Outcomes & PSO																
Program Outcomes→			1	2	3	4	5	6	7	8	9	10	11	12	PSO↓	
↓ Course Outcomes																1 2 3

EC2261-1.1	3	-	-	-	-	-	-	-	-	-	-	-	-	3	-	-
EC2261-1.2	3	-	-	-	-	-	-	-	-	-	-	-	-	3	-	-
EC2261-1.3	3	-	-	-	-	-	-	-	-	-	-	-	-	3	-	-
EC2261-1.4	3	-	-	-	2	-	-	-	-	-	-	-	-	3	1	-
EC2261-1.5	3	2	-	-	2	-	-	-	-	-	-	-	-	3	1	-

1: Low 2: Medium 3: High

TEXTBOOKS:

1. Gilbert Strang, "Introduction to Linear Algebra", 4th Edition, Wellesley-Cambridge Press, MA, 2009.
2. David C. Lay, Steven R. Lay and J. J. McDonald: "Linear Algebra and its Applications", 5th Edition, Pearson Education Ltd., 2015.

REFERENCE BOOK:

1. Li Z. N., Drew M. S., Liu J., "Fundamentals of Multimedia", Upper Saddle River (NJ), Pearson Prentice Hall, 2004.
2. Jayant Nuggehally S. and Peter Noll, "Digital Coding of Waveforms: Principles and Applications to Speech and Video", Englewood Cliffs, NJ, 1984.

E Books / MOOCs/ NPTEL:

1. <https://www.coursera.org/specializations/mathematics-machine-learning>
2. <https://nptel.ac.in/courses/111/108/111108066/>

MACHINE LEARNING																
Course Code:					EC3262-1			Course Type				PEC				
Teaching Hours/Week (L: T: P: S)					3:0:0:0			Credits				03				
Total Teaching Hours					40+0+0+0			CIE + SEE Marks				50+50				
Prerequisite					EC2261-1											
Teaching Department: Electronics & Communication Engineering																
Course Objectives:																
1.		To provide basic knowledge on machine learning														
2.		To provide knowledge on concept learning and decision tree classifier														
3.		To understand the concept of advanced supervised learning														
4.		To study various unsupervised learning methods														
5.		To study the concept of Bayesian learning														
UNIT-I																
Concept Learning and Decision Trees															16 Hours	
Introduction: Why machine learning, types of machine learning, designing a learning system, perspective and issues in machine learning, basic concept in machine learning, testing machine learning algorithms, Turning data into probabilities.																
Concept Learning: Concept learning task, Concept learning as search, Find-S algorithm, Version space, Candidate Elimination algorithm, Inductive Bias.																
Decision Trees: ID3, Random Forest Trees.																
UNIT-II																
Support Vector Machines															15 Hours	
Support vector machines: Linear and Non- Linear, Kernel Functions, K-Nearest Neighbours, Ensemble Learning Model Combination Schemes, Voting, Error-Correcting Output Codes.																
Unsupervised Learning: Introduction to clustering, Hierarchical, Partitional: K-means clustering, K-Mode Clustering, Self-Organizing Map, Expectation Maximization, Gaussian Mixture Models, Principal Component Analysis (PCA), Locally Linear Embedding (LLE), Factor Analysis.																
UNIT-III																
Bayesian Learning															09 Hours	
Introduction, Bayes theorem, Bayes theorem and concept learning, ML and LS error hypothesis, ML for predicting probabilities, MDL principle, Naïve Bayes classifier, Bayesian belief networks, EM algorithm.																
Course Outcomes: At the end of the course student will be able to																
1.		Understand the basics and need for machine learning.														
2.		Understand the concept of learning and concept of decision tree classifier.														
3.		Understand the concept of advanced supervised learning methods.														
4.		Understand the concept of unsupervised learning methods.														
5.		Understand the concept of Bayesian learning methods.														
Course Outcomes Mapping with Program Outcomes & PSO																
Program Outcomes→		1	2	3	4	5	6	7	8	9	10	11	12	PSO↓		
↓ Course Outcomes														1	2	3
EC3262-1.1		3	1	-	-	-	-	-	-	-	-	-	-	3	-	-
EC3262-1.2		3	1	-	-	-	-	-	-	-	-	-	-	3	2	-
EC3262-1.3		3	1	-	-	-	-	-	-	-	-	-	-	3	2	-
EC3262-1.4		3	1	-	-	-	-	-	-	-	-	-	-	3	2	-

EC3262-1.5		3	1	-	-	-	-	-	-	-	-	-	3	2	-
1: Low 2: Medium 3: High															
TEXTBOOKS:															
1.	Kevin P. Murphy “Machine Learning: A Probabilistic Perspective”, The MIT Press, 2012.														
2.	Tom M. Mitchell, Machine Learning, India Edition, McGraw Hill Education, 2013.														
3.	Stephen Marsland, “Machine Learning – An Algorithmic Perspective”, 2 nd Edition, CRC Press, 2015.														
4.	Marc Peter Deisenroth, A. Aldo Faisal, Cheng Soon Ong, “Mathematics for Machine Learning”, Cambridge University Press, 2019.														
REFERENCE BOOKS:															
1.	Trevor Hastie, Robert Tibshirani, Jerome H. Friedman,” The Elements of Statistical Learning”, Vol. 2. New York: springer, 2009.														
2.	Christopher Bishop, “Pattern Recognition and Machine Learning”, Vol. 4. No. 4. New York: Springer, 2006.														
E Books / MOOCs/ NPTEL															
1.	https://www.coursera.org/learn/machine-learning														
2.	https://www.coursera.org/specializations/machine-learning														
3.	https://onlinecourses.nptel.ac.in/noc22_cs29/preview														

NATURAL LANGUAGE PROCESSING																	
Course Code:					EC3362-1			Course Type				PEC					
Teaching Hours/Week (L: T: P: S)					3:0:0:0			Credits				03					
Total Teaching Hours					40+0+0+0			CIE + SEE Marks				50+50					
Prerequisite					EC2261-1												
Teaching Department: Electronics & Communication Engineering																	
Course Objectives:																	
1.	To understand the concepts involved in language modelling and processing.																
2.	To develop representation of the information embedded in language.																
3.	To develop the vector semantics and embeddings for natural language.																
4.	To demonstrate the use of the representations and semantics for parts of speech tagging.																
UNIT-I																	
Language Models															16 Hours		
Regular Expressions, Words, Corpora, Text Normalization, Minimum Edit Distance N-Grams, Evaluating Language Models, Sampling sentences from a language model Generalization and Zeros, Smoothing, Kneser-Ney Smoothing, Huge Language Models and Stupid Backoff, Advanced: Perplexity's Relation to Entropy.																	
UNIT-II																	
Semantics and Embeddings															15 Hours		
Lexical Semantics, Vector Semantics, Words and Vectors, Cosine for measuring similarity, TF-IDF: Weighing terms in the vector, Pointwise Mutual Information (PMI) Applications of the TF-IDF or PPMI vector models, Word2vec, Visualizing Embeddings, Semantic properties of embeddings, Bias and Embeddings, Evaluating Vector Models.																	
UNIT-III																	
Part-of-Speech Tagging															09 Hours		
English Word Classes Part-of-Speech Tagging, Named Entities and Named Entity Tagging, HMM Part-of-Speech Tagging, Conditional Random Fields (CRFs), Evaluation of Named Entity Recognition.																	
Course Outcomes: At the end of the course student will be able to																	
1.	Understand the terminologies associated with natural language processing.																
2.	Apply a N-Gram model and language models for text processing.																
3.	Understand semantics to formulate embeddings for the natural language.																
4.	Analyze the embeddings developed for natural language.																
5.	Develop a parts of speech tagging using relevant mathematical methods.																
Course Outcomes Mapping with Program Outcomes & PSO																	
Program Outcomes→			1	2	3	4	5	6	7	8	9	10	11	12	PSO↓		
↓ Course Outcomes															1	2	3
EC3362-1.1			3	-	-	-	-	-	-	-	-	-	-	-	3	-	-
EC3362-1.2			3	-	-	-	-	-	-	-	-	-	-	-	3	2	-
EC3362-1.3			3	-	-	-	-	-	-	-	-	-	-	-	3	-	-
EC3362-1.4			3	-	-	-	-	-	-	-	-	-	-	-	3	-	-
EC3362-1.5			3	-	-	-	2	-	-	-	-	-	-	-	3	2	-
1: Low 2: Medium 3: High																	
TEXTBOOKS:																	
1.	Daniel Jurafsky and James H. Martin, “Speech and Language Processing” 3rd Edition, 2020.																

2.	Hobson Lane, Cole Howard, Hannes Hapke, “Natural Language Processing in Action”, Manning Publications, 2019.
REFERENCE BOOKS:	
1.	Christopher D. Manning and Hinrich Schütze, “Foundations of Statistical Natural Language Processing” MIT Press, 1999.
2.	Sowmya Vajjala, Bodhisattwa Majumder, Anuj Gupta, Harshit Surana, “Practical Natural Language Processing.”, O’Reilly, 2020.
E Books / MOOCs/ NPTEL	
1.	https://nptel.ac.in/courses/106101007

Professional Elective Courses (IT Stream)

BIG DATA ANALYSIS WITH SQL			
Course Code:	EC2271-1	Course Type	PEC
Teaching Hours/Week (L: T: P: S)	3:0:0:0	Credits	03
Total Teaching Hours	40+0+0+0	CIE + SEE Marks	50+50
Prerequisite	CS1001-1		
Teaching Department: Electronics & Communication Engineering			
Course Objectives:			
1.	Describe databases and database management systems. Design simple database models using Entity-Relationship Modeling. Learn how to relate tables together in a database.		
2.	Recognize structured query language (SQL) statements and write queries using SQL. Normalize a database. Understand the issues associated with Transaction Processing and Recovery		
3.	Understanding the concept of Big data deluge, Understanding of the statistical procedures most often used by practicing engineers. Understand Forecasting methods and apply for business applications.		
4.	Learn to apply hypotheses and data into actionable predictions. Constructing a real world application with data storage and retrieval.		
UNIT-I			
Introduction to Database Management System			16 Hours
Introduction to Database Management System: DBMS Administrators, designers, Users, Developers and maintenance users of DBMS. Architecture, Schemes and Interfaces, Entity-Relationship model, Relational data model and Relational algebra. Database Design: I, II, III Normal forms, BCNF, Join dependencies, IV and V Normal Forms.			
SQL and Database Design: SQL - A Relational Database language, Different clauses and example queries,			
UNIT-II			
Introduction to Big Data Analytics			15 Hours
Introduction to Big Data Analytics: Definition, Overview and Big data in Industry, Data Analytics Lifecycle: Phases of typical analytics lifecycle-discovery, data preparation, model planning, model building.			
Advanced Analytics and Statistical Modeling for Big Data - Theory and Methods: Core methods used by data scientist, candidate selection using Naïve Bayesian Classifier, categorization using K-means clustering algorithm and association rules, predictive modelling using decision trees, linear and logistic regression, time series analysis and text analysis.			
UNIT-III			
Advanced Analytics and Statistical Modeling for Big Data			09 Hours
Advanced Analytics and Statistical Modeling for Big Data – Technology and Tools: Analytic tools for unstructured data, MapReduce and the Hadoop ecosystem, In database analytics with SQL extensions and other advanced SQL techniques.			
Data retrieval using sql for multiple tables.			
Course Outcomes: At the end of the course student will be able to			
1.	Comprehend database structures and their working principles. Design simple database models using Entity- Relationship Modeling.		
2.	Write queries using SQL. Construct the stages of database project design with respect to query processing and optimization integrated with security constraints.		
3.	Explain the phases of data analytics. Explain the classifiers used for data selection by data scientist; Apply Bayes’s theorem to solve problems on classifiers.		
4.	Describe the predictive statistical models available for data analytics.		

- | | |
|-----------|--|
| 5. | Explain the basics of database techniques to identify and classify the types of data. Identify the issues associated with Transaction Processing and Recovery in database. |
|-----------|--|

Course Outcomes Mapping with Program Outcomes & PSO

Program Outcomes→	1	2	3	4	5	6	7	8	9	10	11	12	PSO↓		
↓ Course Outcomes													1	2	3
EC2271-1.1	3	1	-	-	-	-	-	-	-	-	-	-	1	3	1
EC2271-1.2	3	1	-	-	-	-	-	-	-	-	-	-	1	3	1
EC2271-1.3	3	1	-	-	-	-	-	-	-	-	-	-	1	3	1
EC2271-1.4	3	1	-	-	-	-	-	-	-	-	-	-	1	3	1
EC2271-1.5	3	1	-	-	-	-	-	-	-	-	-	-	1	3	1

1: Low 2: Medium 3: High

TEXTBOOKS:

1. Ramez Elmasri, Shamkant B. Navathe, "Fundamentals of Database Systems", The Benjamin/Cummings, Addison-Wesley, VI Edition, 2011.
2. Michael Minnelli, Michele Chambers, Ambiga Dhiraj, "Big Data Big Analytics: Emerging Business Intelligence and Analytic Trends for Today's Businesses", Wiley India Pvt. Ltd., 2013.

REFERENCE BOOKS:

1. Arvind Sathi, "Big Data Analytics", MC Press, LLC, 2012.
2. Vignesh Prajapathi, "Big Data Analytics with R and Hadoop", PACKT, 2013.

DATA STRUCTURES AND ALGORITHMS			
Course Code:	EC2272-1	Course Type	PEC
Teaching Hours/Week (L: T: P: S)	3:0:0:0	Credits	03
Total Teaching Hours	40+0+0+0	CIE + SEE Marks	50+50
Prerequisite	CS1001-1		
Teaching Department: Electronics & Communication Engineering			
Course Objectives:			
1.	Understanding of fundamental Data Structures including linked-lists, trees, binary search trees, AVL trees, stacks, queues, priority queues, and hash-tables and skip lists.		
2.	Ability to program data structures and use them in implementations of abstract data types.		
3.	Understanding of basic algorithmic complexity.		
UNIT-I			
Introduction to Stacks, queue, Linked list			16 Hours
Data structures: Definition, Types. Algorithm design, Complexity, Time-Space Tradeoffs. Use of pointers in data structures. Array Definition and Analysis, Representation of Linear Arrays in Memory, Traversing of Linear Arrays, Insertion And Deletion, Single Dimensional Arrays, Two Dimensional Arrays, Multidimensional Arrays, Function Associated with Arrays, Character String in C, Character String Operations, Arrays as parameters, Implementing One Dimensional Array, Sparse matrix. Introduction to Stacks, queue, Linked list: Definition, Array representation of stacks, Operations Associated with Stacks- Push & Pop, Polish expressions, Conversion of infix to postfix, infix to prefix (and vice versa),Application of stacks recursion, polish expression and their compilation, conversion of infix expression to prefix and postfix expression. Queue: Definition, Representation of Queues, Operations of queues- QInsert, QDelete, Priority Queues, Circular Queue, Deque. Linked list: Introduction to Singly linked lists: Representation of linked lists in memory, Traversing, Searching, Insertion into, Deletion from linked list.			
UNIT-II			
Trees and Graphs Trees			15 Hours
Trees and Graphs Trees: Basic Terminology, Binary Trees and their representation, expression evaluation, Complete Binary trees, extended binary trees, Traversing binary trees, Searching, Insertion and Deletion in binary search trees, General trees, AVL trees, Threaded trees, B trees. Graphs: Terminology and Representations, Graphs & Multigraphs, Directed Graphs, Sequential representation of graphs, Adjacency matrices, Transversal Connected Component and Spanning trees. Algorithm Design paradigms - motivation, concept of algorithmic efficiency, run time analysis of algorithms, Asymptotic Notations. Recurrences- substitution method, recursion tree method, master method.			
UNIT-III			
Divide and conquer and Dynamic Programming			09 Hours
Divide and conquer: Structure of divide-and-conquer algorithms: examples; Binary search, quick sort, Merge sort, Strassen Multiplication; Analysis of divide and conquer run time recurrence relations. Greedy Method Overview of the greedy paradigm examples of exact optimization solution (minimum cost spanning tree), Approximate solution (Knapsack problem), Single source shortest paths, traveling salesman. Dynamic programming Overview, difference between dynamic programming and divide and conquer, Applications: Shortest path in graph, chain Matrix multiplication, Traveling salesman Problem, longest Common sequence, knapsack problem.			
Course Outcomes: At the end of the course student will be able to			
1.	Learn the basic types for data structure, implementation and application.		
2.	Apply the different linear data structures like stack, queue and Linked list to various computing problems.		

3.	Implement different types of trees and Graphs and apply them to problem solutions.
4.	Analyze the various algorithms paradigms.
5.	Outline the concepts of Divide-And-Conquer technique algorithms and its applications

Course Outcomes Mapping with Program Outcomes & PSO

Program Outcomes→ ↓ Course Outcomes	1	2	3	4	5	6	7	8	9	10	11	12	PSO↓		
													1	2	3
EC2272-1.1	3	1	-	-	-	-	-	-	-	-	-	-	1	3	1
EC2272-1.2	3	1	-	-	-	-	-	-	-	-	-	-	1	3	1
EC2272-1.3	3	1	-	-	-	-	-	-	-	-	-	-	1	3	1
EC2272-1.4	3	1	-	-	-	-	-	-	-	-	-	-	1	3	1
EC2272-1.5	3	1	-	-	-	-	-	-	-	-	-	-	1	3	1

1: Low 2: Medium 3: High

TEXTBOOKS:

1. Tannenbaum, "Data Structures", PHI.
2. E. Horowitz, S. Sahni, and S. Rajsekaran, "Fundamentals of Computer Algorithms", Galgotia Publication.

REFERENCE BOOKS:

1. Horowitz and Sahani, "Fundamentals of Data structures", Galgotia publications.
2. R.L. Kruse, B.P. Leary, C.L. Tondo, "Data structure and program design in C", PHI.
3. J.E Hopcroft, J.D Ullman, "Design and analysis of algorithms".
4. T. H. Cormen, Leiserson, Rivest and Stein, "Introduction of Computer algorithm".

E Books / MOOCs/ NPTEL

1. <https://nptel.ac.in/courses/106102064>

DJANGO WEB DEVELOPMENT WITH PYTHON																
Course Code:					EC3371-1			Course Type				PEC				
Teaching Hours/Week (L: T: P: S)					3:0:0:0			Credits				03				
Total Teaching Hours					40+0+0+0			CIE + SEE Marks				50+50				
Prerequisite					CS1001-1, EC2602-1											
Teaching Department: Electronics & Communication Engineering																
Course Objectives:																
1.	Understand the principles of Python programming															
2.	Understand Django Architecture and its take on MVC															
3.	Understand how to Build and deploy robust Django web apps															
4.	Integrate with RESTful web services and Unit Testing and Debugging Django apps															
UNIT-I																
Introduction													16 Hours			
Introduction to Python: Variables Numeric Data Types, Control statements and Iterative statements. Advanced Data Types in Python Data Types: tuples Dictionaries Reading and Writing txt and csv files.																
Introduction to Object Oriented Programming Classes Methods Inheritance Abstract Classes Working with APIs RESTful architecture Working with APIs Request library Introduction to Developer Tools and SQL Assert statements Testing Git Intro to SQL CRUD																
UNIT-II																
Introduction to Back-End Web Development using Django													15 Hours			
Introduction to Back-End Web Development using Django: HTTP protocol MVC model Virtual environment Django structure Generic Views HTML templates URL dispatcher.																
Advanced Django for Web and Automation: Custom Views GET and POST methods URL shortener User model Logic in templates Querying models Serving Static files Deployment of Django Automating tasks with Django																
UNIT-III																
Building Web APIs using Django REST													09 Hours			
Building Web APIs using Django REST: JSON Building RESTful APIs Filtering Models Working with Images Authentication with tokens Postman Related models Content types app.																
Deploying Web APIs Using API endpoints Deployment of Django REST project.																
Course Outcomes: At the end of the course student will be able to																
1.	Explain the basic principles of Python programming language and implement object-oriented concepts.															
2.	Demonstrate the concepts of API's and SQL CRUD															
3.	Understand Django Architecture and its take on MVC															
4.	Outline the concepts of Advanced Django for Web components and automation															
5.	Utilize the concepts of JSON and REST API															
Course Outcomes Mapping with Program Outcomes & PSO																
Program Outcomes→		1	2	3	4	5	6	7	8	9	10	11	12	PSO↓		
↓ Course Outcomes														1	2	3
EC3371-1.1		3	1	-	-	-	-	-	-	-	-	-	-	1	3	1
EC3371-1.2		3	1	-	-	-	-	-	-	-	-	-	-	1	3	1
EC3371-1.3		3	1	-	-	-	-	-	-	-	-	-	-	1	3	1
EC3371-1.4		3	1	-	-	-	-	-	-	-	-	-	-	1	3	1
EC3371-1.5		3	1	-	-	-	-	-	-	-	-	-	-	1	3	1

1: Low 2: Medium 3: High	
TEXTBOOKS:	
1.	William S. Vincent, “Build websites with Python & Django”.
REFERENCE BOOKS:	
1.	Adrian Holovaty, Jacob K. Moss, “The Definitive Guide to Django: Web Development Done Right”, ISBN-10: 1590597257.

MOBILE APPLICATION DEVELOPMENT																		
Course Code:					EC3272-1			Course Type				PEC						
Teaching Hours/Week (L: T: P: S)					3:0:0:0			Credits				03						
Total Teaching Hours					40+0+0+0			CIE + SEE Marks				50+50						
Prerequisite					CS1001-1, EC2602-1													
Teaching Department: Electronics & Communication Engineering																		
Course Objectives:																		
1.	To facilitate students to understand android SDK																	
2.	To help students to gain a basic understanding of Android application development																	
3.	To inculcate working knowledge of Android Studio development tool																	
UNIT-I																		
Android Application Design Essentials													16 Hours					
Introduction: Introduction to Android: The Android Platform, Android SDK, Eclipse Installation, Android Installation, Building you First Android application, Understanding Anatomy of Android Application, Android Manifest file.																		
Android Application Design Essentials: Anatomy of an Android applications, Android terminologies, Application Context, Activities, Services, Intents, Receiving and Broadcasting Intents, Android Manifest File and its common settings, Using Intent Filter, Permissions.																		
UNIT-II																		
Android User Interface Design Essentials													15 Hours					
Android User Interface Design Essentials: User Interface Screen elements, Designing User Interfaces with Layouts, Drawing and Working with Animation.																		
Testing Android applications, Publishing Android application, Using Android preferences, Managing Application resources in a hierarchy, working with different types of resources.																		
UNIT-III																		
Using Common Android APIs													09 Hours					
Using Common Android APIs: Using Android Data and Storage APIs, Managing data using Sqlite, Sharing Data between Applications with Content Providers, Using Android Networking APIs, Using Android Web APIs, Using Android Telephony APIs, Deploying Android Application to the World.																		
Course Outcomes: At the end of the course student will be able to																		
1.	Identify various concepts of mobile programming that make it unique from programming for other platforms																	
2.	Critique mobile applications on their design pros and cons																	
3.	Utilize rapid prototyping techniques to design and develop sophisticated mobile interfaces																	
4.	Program mobile applications for the Android operating system that use basic and advanced phone features																	
5.	Deploy applications to the Android marketplace for distribution.																	
Course Outcomes Mapping with Program Outcomes & PSO																		
Program Outcomes→			1	2	3	4	5	6	7	8	9	10	11	12	PSO↓			
↓ Course Outcomes																1	2	3
EC3272-1.1			3	1	-	-	-	-	-	-	-	-	-	-	-	1	3	1
EC3272-1.2			3	1	-	-	-	-	-	-	-	-	-	-	-	1	3	1
EC3272-1.3			3	1	-	-	-	-	-	-	-	-	-	-	-	1	3	1
EC3272-1.4			3	1	-	-	-	-	-	-	-	-	-	-	-	1	3	1
EC3272-1.5			3	1	-	-	-	-	-	-	-	-	-	-	-	1	3	1
1: Low 2: Medium 3: High																		
TEXTBOOKS:																		

1.	Lauren Darcey and Shane Conder, “Android Wireless Application Development”, Pearson Education, 2nd edition, 2011.
REFERENCE BOOKS:	
1.	Neal Goldstein, Tony Bove, “iPhone Application Development All-In-One For Dummies”, John Wiley & Sons.
2.	Henry Lee, Eugene Chuvyrov, “Beginning Windows Phone App Development”, Apress, 2012.
3.	Teach Yourself Android Application Development In 24 Hours, Edition: I, Publication: SAMS.
4.	Anubhav Pradhan, Anil V Deshpande, “ Mobile Apps Development” Edition: I.
5.	Jeff McWherter, Scott Gowell “Professional Mobile Application Development”, John Wiley & Sons, 2012.
E Books / MOOCs/ NPTEL	
1.	https://onlinecourses.nptel.ac.in/noc20_cs52/preview

OBJECT ORIENTED PROGRAMMING IN JAVA

Course Code:	EC2371-1	Course Type	PEC
Teaching Hours/Week (L: T: P: S)	3:0:0:0	Credits	03
Total Teaching Hours	40+0+0+0	CIE + SEE Marks	50+50
Prerequisite	CS1001-1		

Teaching Department: Electronics & Communication Engineering

Course Objectives:

1.	Introduce Java basics and Data Structures.
2.	Arm the students with the basic object-oriented programming concepts.
3.	Introduce different techniques like Inheritance, Multithreaded Programming and HTML.

UNIT-I

Java Basics and Java Object Oriented	16 Hours
---	-----------------

Java Basics: Concepts of OOP, Features of Java, How Java is different from C++, Environmental setup, Basic syntax, Objects and classes, Basic Data Types, Variable Types, Modifier Types, Basic operators, Loop Control, Decision Making, Strings and Arrays, Methods, I/O.

Java Object Oriented: Inheritance, Overriding, Polymorphism, Abstraction, Encapsulation, Interfaces, and Packages.

UNIT-II

Exception Handling, Threading	15 Hours
--------------------------------------	-----------------

Exception Handling, Threading: Exception Hierarchy, Exception Methods, Catching Exceptions, Multiple catch Clauses, Uncaught Exceptions Java's Built-in Exception. Creating, Implementing and Extending thread, thread priorities, synchronization suspending, resuming and stopping Threads, Multi-threading.

JDBC: Introduction, Drivers and architecture, Connections, statement, result set. Store, retrieve and transaction management.

UNIT-III

Java Servlets and Web development	09 Hours
--	-----------------

Basics and life cycle of Servlets. JSP, JSON

Course Outcomes: At the end of the course student will be able to

1.	Use the syntax and semantics of java programming language and basic concepts of OOP.
2.	Develop reusable programs using the concepts of inheritance, polymorphism, interfaces and packages.
3.	Apply the concept of Exception handling, multithreaded programming to write a program using JAVA.
4.	Explain various principles of JDBC and its connectivity to access data from database.
5.	Develop web-based program using servlet and JSP.

Course Outcomes Mapping with Program Outcomes & PSO

Program Outcomes→	1	2	3	4	5	6	7	8	9	10	11	12	PSO↓		
↓ Course Outcomes													1	2	3
EC2371-1.1	3	1	-	-	-	-	-	-	-	-	-	-	1	3	1
EC2371-1.2	3	1	-	-	-	-	-	-	-	-	-	-	1	3	1
EC2371-1.3	3	1	-	-	-	-	-	-	-	-	-	-	1	3	1
EC2371-1.4	3	1	-	-	-	-	-	-	-	-	-	-	1	3	1
EC2371-1.5	3	1	-	-	-	-	-	-	-	-	-	-	1	3	1

1: Low 2: Medium 3: High

TEXTBOOKS:	
1.	Patrick Naughton & Herbert Schild, "JAVA The Complete Reference", TMH.
2.	Balaguruswamy, "Introduction to JAVA Programming a primer".
REFERENCE BOOKS:	
1.	Daniel/Young, "Introduction to JAVA Programming", PHI.
2.	Jeff Frentzen and Sobotka, "Java Script", Tata McGraw Hill, 1999.
E Books / MOOCs/ NPTEL	
1.	https://www.coursera.org/learn/object-oriented-java
2.	https://spoken-tutorial.org/tutorial-search/?search_foss=Java&search_language=English
3.	https://www.udacity.com/course/intro-to-java-programming-cs046
4.	https://ocw.mit.edu/courses/electrical-engineering-and-computer-science/6-092introductionto-programming-in-java-january-iap-2010/index.html

Vocational Education Courses

HARDWARE TESTING AND DEBUGGING																
Course Code				EC3551-1				Course Type				VEC				
Teaching Hours/Week (L: T: P: S)				0:0:2:0				Credits				01				
Total Teaching Hours				0+0+26+0				CIE + SEE Marks				50+50				
Prerequisite				EC2001-1, EC2002-1, EC2105-1												
Teaching Department: Electronics & Communication Engineering																
Course Objectives:																
1.		To understand the process of identification and testing of various electronic components														
2.		To understand the proper use of Testing equipment like Multimeter, DSO & Spectrum Analyzer														
3.		To understand troubleshooting techniques for electronic circuits														
List of Experiments																
1		Effective usage of DVM, DSO and Spectrum Analyzer														
2		Component Inspection and testing														
3		Circuit tracing and identification														
4		Hardware and Software switch debounce														
5		Usage of bench power supply														
6		Understanding ADC and calibration problems														
7		Creating a clock signal using TLC 555 timer														
8		PC817 optocoupler circuit isolation														
9		Troubleshooting Digital Circuits														
10		Troubleshooting Analog Circuits														
Course Outcomes: At the end of the course student will be able to																
1.		Identify and test various electronic components; Perform basic operations of hardware troubleshooting on a PCB														
2.		Document the error and its troubleshooting steps in a structured manner														
Course Outcomes Mapping with Program Outcomes & PSO																
Program Outcomes→		1	2	3	4	5	6	7	8	9	10	11	12	PSO↓		
↓ Course Outcomes														1	2	3
EC3551-1.1		2	2	-	2	3	-	-	-	2	-	-	-	3	3	-
EC3551-1.2		-	-	-	-	-	-	-	-	1	3	-	-	-	-	3
1: Low 2: Medium 3: High																
REFERENCE MATERIALS:																
1.		David J. Agans, "Debugging - The 9 Indispensable Rules for Finding Even the Most Elusive Hardware and Software Problem" Amacom, 2002														
2.		Ronald Quan, "Troubleshooting Electronic Circuits Debugging and improving your DIY projects and experiments", McGraw-Hill Education, 2020														
3.		https://www.eit.edu.au/resources/practical-troubleshooting-of-electronic-circuits-for-engineers-and-technicians/														

INTRODUCTION TO PCB DESIGN AND FABRICATION			
Course Code	EC3552-1	Course Type	VEC
Teaching Hours/Week (L: T: P: S)	0:0:2:0	Credits	01
Total Teaching Hours	0+0+26+0	CIE + SEE Marks	50+50
Prerequisite	EC1001-1, EC2001-1, EC2002-1		
Teaching Department: Electronics & Communication Engineering			
Course Objectives:			

1.	To enable students to gain knowledge of Schematic Design techniques & PCB design techniques
2.	To expose students to complete PCB Design & manufacturing process

List of Experiments

1	Exploring the Kicad Schematic and layout tool
2	Developing a schematic circuit for microphone preamplifier
3	Designing a single side PCB layout for microphone preamplifier
4	Developing a schematic circuit for a microcontroller development board
5	Designing a double side PCB layout for a microcontroller development board
6	Choosing a new sensor/display module and building a schematic circuit for the user level application
7	Building a layout using single or double side PCB for the sensor/display module
8	Preparing the film for the bottom copper, solder mask and top silk (legend) to fabricate a single side PCB using chemical process
9	Preparing the film for the top copper, bottom copper, top solder mask, bottom solder mask and legend to fabricate double side PCB using chemical process
10	PCB routing, etching, cutting and drilling using CNC machine

Course Outcomes: At the end of the course student will be able to

1.	Draw schematic circuit and create PCB layout for single or multilayer PCB
2.	Fabricate single and double-layer PCB

Course Outcomes Mapping with Program Outcomes & PSO

Program Outcomes→	1	2	3	4	5	6	7	8	9	10	11	12		PSO↓		
↓ Course Outcomes													1	2	3	
EC3552-1.1	3	1	-	-	2	-	-	-	1	2	-	-	3	3	1	
EC3552-1.2	3	1	1	1	2	-	-	-	2	2	-	-	3	3	1	

1: Low 2: Medium 3: High

REFERENCE MATERIALS:

1.	Peter Dalmaris, "Kicad Like a Pro", Tech Exploration
2.	David L. Jones, "PCB Design Tutorials", Alternate zone, 2004

E Resources

1.	www.alternatezone.com
----	--

Ability Enhancement Courses

INNOVATION AND DESIGN THINKING			
Course Code	ME1654-1	Course Type	AEC
Teaching Hours/Week (L: T: P: S)	0:0:2:0	Credits	01
Total Teaching Hours	26	CIE + SEE Marks	50+50

Teaching Department: Mechanical Engineering

Course Objectives:

1.	To explain the concept of design thinking for product and service development
2.	To explain the fundamental concept of innovation and design thinking
3.	To discuss the methods of implementing design thinking in the real world.
	<p>Note: Teaching-Learning Process (General Instructions)</p> <p>These are sample Strategies; which teachers can use to accelerate the attainment of the various course outcomes.</p> <ol style="list-style-type: none"> 1. Lecturer method (L) does not mean only the traditional lecture method, but a different type of teaching method may be adopted to develop the outcomes. 2. Show Video/animation films to explain concepts 3. Encourage collaborative (Group Learning) Learning in the class 4. Ask at least three HOTS (Higher-order Thinking) questions in the class, which promotes critical thinking 5. Adopt Problem Based Learning (PBL), which fosters students' Analytical skills, develops thinking skills such as the ability to evaluate, generalize, and analyze information rather than simply recall it. 6. Topics will be introduced in multiple representations. 7. Show the different ways to solve the same problem and encourage the students to come up with their own creative ways to solve them. 8. Discuss how every concept can be applied to the real world - and when that's possible, it helps improve the students' understanding.

List of Modules

1.	<p>PROCESS OF DESIGN</p> <p>Understanding Design thinking</p> <p>Shared model in team-based design – Theory and practice in Design thinking – Explore the presentation</p> <p>Tools for Design Thinking</p> <p>Real-Time design interaction capture and analysis – Empathy for design</p> <p>Teaching-Learning Process</p> <p>Introduction about the design thinking: Chalk and Talk method</p> <p>Theory and practice through presentation</p> <p>Case studies on design thinking for real-time interaction and analysis</p>
2.	<p>Design Thinking in IT</p> <p>Design Thinking to Business Process modeling – Scenario-based Prototyping</p> <p>DT For strategic innovations</p> <p>Growth – Storytelling representation – Strategic Foresight - Change – Sense Making – Maintenance - Relevance – Value redefinition - Extreme Competition – experience design - Standardization – Humanization - Creative Culture – Rapid prototyping, Strategy and Organization – Business Model design.</p> <p>Teaching-Learning Process</p> <p>Case studies on design thinking and business acceptance of the design</p> <p>Business model examples of successful designs</p>
3.	<p>Design thinking workshop</p> <p>Design Thinking Workshop Empathize, Design, Ideate, Prototype and Test</p> <p>Teaching-Learning Process</p>

Presentation by the students on the success of Live project on design thinking in a group of 4 students

Course Outcomes: Upon the successful completion of the course, students will be able to:

- | | |
|----|---|
| 1. | Appreciate various design process procedure |
| 2. | Generate and develop design ideas through a different techniques |
| 3. | Identify the significance of Design Thinking to Understand products |

Course Outcomes Mapping with Program Outcomes & PSO

Program Outcomes→	1	2	3	4	5	6	7	8	9	10	11	12	PSO↓		
↓ Course Outcomes													1	2	3
ME1654-1.1	2	-	2	-	-	-	-	-	-	-	-	-	1	-	-
ME1654-1.2	-	-	-	-	-	-	2	2	-	-	-	-	1	-	-
ME1654-1.3	-	-	-	-	-	-	-	-	-	3	3	-	-	1	-

1: Low 2: Medium 3: High

REFERENCE MATERIALS:

- | | |
|----|---|
| 1. | John.R.Karsnitz, Stephen O'Brien and John P. Hutchinson, "Engineering Design", Cengage learning (International edition), Second Edition, 2013. |
| 2. | Roger Martin, "The Design of Business: Why Design Thinking is the Next Competitive Advantage", Harvard Business Press, 2009. |
| 3. | Hasso Plattner, Christoph Meinel and Larry Leifer (eds), "Design Thinking: Understand – Improve– Apply", Springer, 2011. |
| 4. | Idris Mootee, "Design Thinking for Strategic Innovation: What They Can't Teach You at Business or Design School", John Wiley & Sons, 2013. |
| 5. | Yousef Haik and Tamer M. Shahin, "Engineering Design Process", Cengage Learning, SecondEdition, 2011. |
| 6. | Jeanne Liedtka, Andrew King, Kevin Bennett, "Solving Problems with Design Thinking - Ten Stories of What Works", Columbia Business School Publishing, 2013. |

E Resources

- | | |
|----|---|
| 1. | www.tutor2u.net/business/presentations/. /productlifecycle/default.html |
| 2. | https://docs.oracle.com/cd/E11108_02/otn/pdf/. /E11087_01.pdf |
| 3. | www.bizfilings.com › Home › Marketing › Product Developmen |
| 4. | https://www.mindtools.com/brainstm.html |
| 5. | https://www.quicksprout.com/. /how-to-reverse-engineer-your-competit |
| 6. | www.vertabelo.com/blog/documentation/reverse-engineering
https://support.microsoft.com/en-us/kb/273814 |
| 7. | https://support.google.com/docs/answer/179740?hl=en |
| 8. | https://www.youtube.com/watch?v=2mjSDIBaUIM
thevirtualinstructor.com/foreshortening.html
https://dschool.stanford.edu/.../designresources/.../ModeGuideBOOTCAMP2010L.pdf
https://dschool.stanford.edu/use-our-methods/ 6. https://www.interactiondesign.org/literature/article/5-stages-in-the-design-thinking-process 7.
http://www.creativityatwork.com/design-thinking-strategy-for-innovation/ 49 8.
https://www.nngroup.com/articles/design-thinking/ 9.
https://designthinkingforeducators.com/design-thinking/ 10.
www.designthinkingformobility.org/wp-content/.../10/NapkinPitch_Worksheet.pdf |
| 9. | Activity Based Learning (Suggested Activities in Class)/ Practical Based learning
<input type="checkbox"/> http://dschool.stanford.edu/dgift/ |

RESEARCH METHODOLOGY																		
Course Code				ME1659-1				Course Type				AEC						
Teaching Hours/Week (L: T: P: S)				2:0:0:0				Credits				02						
Total Teaching Hours				25				CIE + SEE Marks				50+50						
Teaching Department: Mechanical Engineering																		
Course Objectives:																		
1.		Explain the importance of research methodology, Explain the steps in defining the research problem.																
2.		Explain methods of reviewing the literature and research design.																
3.		Discuss the methods of designing sampling survey. Discuss methods of scaling and measuring of the data.																
4.		Perform Hypothesis testing using the concept of mean and variance.																
5.		Discuss interpretation and report writing techniques.																
UNIT-I														10 hours				
Research Methodology: Introduction, Meaning of Research, Objectives of Research, Types of Research, Research Approaches, Significance of Research, Research and Scientific Method, Research Process																		
Defining the Research Problem: Research Problem, Selecting the Problem																		
Reviewing the literature: Place of the literature review in research, Bringing clarity and focus to research problem																		
Research Design: Meaning of Research Design, Need for Research Design, Features of Good																		
UNIT-II														10 hours				
Design of Sample Surveys: Design of Sampling: Introduction, Sample Design, Sampling and Non-sampling Errors,																		
Data Collection: Introduction, Experimental and Surveys, Collection of Primary Data, Collection of Secondary, Data, Selection of Appropriate Method for Data Collection, Case Study Method.																		
Testing of Hypotheses: Hypothesis, Basic Concepts Concerning Testing of Hypotheses																		
UNIT-III														5 hours				
Interpretation and Report Writing: Meaning of Interpretation, Technique of Interpretation, Precaution in Interpretation, Significance of Report Writing, Different Steps in Writing Report, Layout of the Research Report, Types of Reports, Oral Presentation, Mechanics of Writing a Research Report, Precautions for Writing Research Reports.																		
Course Outcomes: At the end of the course student will be able to																		
1.		Explain the importance of research methodology, Explain the steps in defining the research problem.																
2.		Explain methods of reviewing the literature and research design.																
3.		Discuss the methods of designing sampling survey.																
4.		Perform Hypothesis testing using the concept of mean and variance																
5.		Discuss interpretation and report writing techniques.																
Course Outcomes Mapping with Program Outcomes & PSO																		
Program Outcomes→				1	2	3	4	5	6	7	8	9	10	11	12	PSO↓		
↓ Course Outcomes																1	2	3
ME1659-1.1				3	2	-	-	-	-	-	-	-	3	-	-	-	-	1
ME1659-1.2				3	2	-	-	-	-	-	-	-	3	-	-	-	-	1
ME1659-1.3				3	2	-	-	-	-	-	-	-	3	-	-	-	-	1

ME1659-1.4	3	2	-	-	-	-	-	-	-	3	-	-	-	-	1
ME1659-1.5	3	2	-	-	-	-	-	-	-	3	-	-	-	-	1
1: Low 2: Medium 3: High															
REFERENCE MATERIALS:															
1.	C. R. Kothari, Gaurav Garg, "Research Methodology: Methods and Techniques", New Age International 4th Edition, 2018.														
2.	Ranjit Kumar, "Research Methodology a step-by step guide for beginners", SAGE Publications Ltd. 3rd Edition, 2011. (For the topic Reviewing the literature under Unit 2)														
3.	Trochim, "Research Methods: the concise knowledge base", Atomic Dog Publishing, 2005.														
4.	Fink A, "Conducting Research Literature Reviews: From the Internet to Paper", Sage Publications, 2009.														
E Resources															
1.	NPTEL course material related to operations management, operations research and entrepreneurship														

CIRCUIT SIMULATION USING SPICE																		
Course Code					EC3651-1			Course Type				AEC						
Teaching Hours/Week (L: T: P: S)					1:0:2:0			Credits				02						
Total Teaching Hours					15+0+26+0			CIE + SEE Marks				50+50						
Prerequisite					EC2001-1, EC2002-1, EC2105-1													
Teaching Department: Electronics & Communication Engineering																		
Course Objectives:																		
1.	To understand the use and power of SPICE simulation tools in Circuit design and Analysis																	
List of Experiments																		
1	Transient analysis of RLC circuits																	
2	Current and Voltage waveform generation, Verification of Network Theorems																	
3	Frequency response of the given circuit																	
4	Transient response of a switching circuit																	
5	Calculation of Fourier Series Coefficients and usage of DOT commands																	
6	Simulation of Oscillator circuits																	
7	Simulation of circuits involving Diodes, Transistors, Op-Amps etc.																	
Course Outcomes: At the end of the course student will be able to																		
1.	Identify appropriate input source and relevant circuit elements, to draw a circuit schematic of a given design and analyze its operation by performing simulation.																	
2.	Report the simulation findings in a structured manner.																	
Course Outcomes Mapping with Program Outcomes & PSO																		
Program Outcomes→				1	2	3	4	5	6	7	8	9	10	11	12	PSO↓		
↓ Course Outcomes																1	2	3
EC3651-1.1				1	2	-	3	3	-	-	-	2	-	-	-	3	3	-
EC3651-1.2				1	-	-	-	-	-	-	-	1	3	-	-	-	-	3
1: Low 2: Medium 3: High																		
REFERENCE MATERIALS:																		
1.	Muhammad H. Rashid and Hasan M. Rashid, "SPICE for Power Electronics and Electric Power", 2 nd Edition, CRC Press, 2006																	
2.	Das, Sandip; Thain, Walter; and Hill, Sheila, "Laboratory Manual for Engineering Electronics" (2019). Engineering Open Textbooks. 2. https://oer.galileo.usg.edu/engineering-textbooks/2																	
E Resources																		
1.	https://www.allaboutcircuits.com/technical-articles/basic-circuit-simulation-with-ltspice/																	
2.	https://learn.sparkfun.com/tutorials/getting-started-with-ltspice/all																	
3.	https://www.youtube.com/playlist?list=PL4vooS_8RnzE4EoE27QssuxsccFmspbRP																	
4.	LTspiceGettingStartedGuide.pdf																	

PROBLEM SOLVING USING MATLAB

Course Code	EC3652-1	Course Type	AEC
Teaching Hours/Week (L: T: P: S)	1:0:2:0	Credits	02
Total Teaching Hours	15+0+26+0	CIE + SEE Marks	50+50
Prerequisite	EC2105-1, EC2106-1		

Teaching Department: Electronics & Communication Engineering

Course Objectives:

1.	To solve specified mathematical functions using MATLAB.
----	---

List of Experiments

1	Introduction to MATLAB and performing scalar mathematics and basic mathematical functions.
2	Performing trigonometry and complex numbers.
3	Generating vector arrays, matrix arrays and plots.
4	Generating and representing signals and plotting.
5	Solving polynomial equations, partial fraction expansion and functions of two variables.
6	Writing user-defined functions, plotting functions, integration and differentiation.
7	Determining maximum and minimum, sums and products.
8	Performing statistical analysis and random number generation
9	Generation and representation of Vectors, matrices and performing mathematical operations.
10	Solutions to systems of linear equations.
11	Applied problem solving and robot motion.
12	Determining minimum mean-square error, curve fitting and interpolation.

Course Outcomes: At the end of the course student will be able to

1.	Write MATLAB code and perform mathematical operations using MATLAB
2.	Document the errors and debug the same

Course Outcomes Mapping with Program Outcomes & PSO

Program Outcomes→	1	2	3	4	5	6	7	8	9	10	11	12	PSO↓		
↓ Course Outcomes													1	2	3
EC3654-1.1	3	3	-		2	-	-	-		-	-	-	2	2	-
EC3654-1.2	-	3	-	-	3	-	-	-	-	-	-	-	2	2	-

1: Low 2: Medium 3: High

REFERENCE MATERIALS:

1.	Delores M Etter, "Engineering Problem Solving with MATLAB", 2nd Edition, Pearson, 1997.
----	---

E Resources

1.	https://www.academia.edu/5677952/Engineering_problem_solving_with_matlab
----	---

PROBLEM SOLVING USING SIMULINK

Course Code	EC3653-1	Course Type	AEC
Teaching Hours/Week (L: T: P: S)	1:0:2:0	Credits	02
Total Teaching Hours	15+0+26+0	CIE + SEE Marks	50+50
Prerequisite	EC2002-1, EC2105-1, EC2106-1		

Teaching Department: Electronics & Communication Engineering

Course Objectives:

1.	Create a Simulink model, simulate it, and analyze the results
2.	Model and simulate basic programming constructs in Simulink
3.	Model and simulate continuous and discrete systems in Simulink

List of Experiments

1	Introduction to Simulink
2	Generation of standard test signals.
3	Designing of Differential equations
4	Implementation of Adder Circuits
5	Implementation of Operational Amplifier circuits and verifying their working
6	Verification of working of Rectifiers
7	Verification of Network Theorems
8	Mathematical modelling of Systems
9	Implementation of Pulse Code Modulation system
10	Implementation of Linear Filtering approach to filter a signal
11	Inspection of Sample and Frame Rates
12	Building of MiniProject

Course Outcomes: At the end of the course student will be able to

1.	Understand the basics of Simulink
2.	Able to simulate MATLAB Simulink examples
3.	Creating and modifying Simulink models and simulating system dynamics

Course Outcomes Mapping with Program Outcomes & PSO

Program Outcomes→ ↓ Course Outcomes	1	2	3	4	5	6	7	8	9	10	11	12	PSO↓		
													1	2	3
EC3655-1.1		-	2	-	2	-	-	-	-	-	-	-	-	-	-
EC3655-1.2		-	2	-	2	-	-	-	-	-	-	-	-	2	-
EC3655-1.3		-	3	-	2	-	-	-	-	-	-	-	-	-	2

1: Low 2: Medium 3: High

REFERENCE MATERIALS:

1.	Agam Kumar Tyagi, “MATLAB and Simulink for Engineers”, OXFORD Higher Education.
2.	Shailendra Jain, “Modeling & Simulation using MATLAB – Simulink”, Wiley – India.
3.	Steven T. Karris, “Introduction to Simulink with Engineering Applications”, Orchard Publications.

E Resources

1.	https://onlinecourses.nptel.ac.in/noc19_ee45/preview
2.	https://nptel.ac.in/courses/108102044
3.	https://nptel.ac.in/courses/112107214
4.	https://in.mathworks.com/learn/training/simulink-fundamentals.html
5.	https://www.udemy.com/course/learn-matlab-and-simulink-programming/
6.	https://www.udemy.com/course/matlab4b/

TECHNICAL CONTENT WRITING			
Course Code	EC2651-1	Course Type	AEC
Teaching Hours/Week (L: T: P: S)	1:0:2:0	Credits	02
Total Teaching Hours	15+0+26+0	CIE + SEE Marks	50+50
Prerequisite	HU1001-1		

Teaching Department: Electronics & Communication Engineering

Course Objectives:

1.	Understand the importance of English in the fields of science and engineering.
2.	Understand common problems associated with using technical vocabulary in specialist fields.
3.	Use effective strategies to learn technical vocabulary in specialist fields.
4.	Use text analysis tools to identify differences in the audience, purpose, structure, style, and presentation of technical texts in different fields.
5.	Identify the structure of technical research papers in specialist fields.
6.	Understand research journal Call for Papers and Instructions for Authors.

List of Activities

1	Introduction to Technical Writing Review of Technical Writing 1: What is research/How do you structure a research paper
2	Introduction to Literature Review
3	Introduction to text analysis tools: analyzing research paper biographies
4	First steps in text analysis: creating vocabulary lists, searching for words, phrases, and grammar patterns. Building a corpus of research papers.
5	Writing a research paper proposal: brainstorming topics, narrowing the scope, finalizing the decision.
6	Writing a research paper title: keywords, noun phrases, and prepositions
7	Writing a research paper introduction (1): characteristic features and structure of introductions
8	Writing a research paper introduction (2): explaining the situation, describing problems/limitations, describing the response
9	Writing a research paper methods section: explaining methods and processes
10	Writing a research paper results section: deciding the type of visual aid, explaining figures and tables.
11	Writing a research paper discussion/conclusion section: summarizing results, adjusting the strength of interpretations using hedging with chapters
12	Writing a thesis using research chapters

Course Outcomes: At the end of the course student will be able to

1.	Understand to write Literature review
2.	Understand to write Technical Abstract
3.	Understand to write Science and Technology Research Paper
4.	Understand to write Science and Technology Thesis
5.	Understand to write Science and Technology Presentations

Course Outcomes Mapping with Program Outcomes & PSO

Program Outcomes→	1	2	3	4	5	6	7	8	9	10	11	12	PSO↓		
↓ Course Outcomes													1	2	2
EC2651-1.1	1	-	-	-	3	-	-	-	-	-	-	-	-	-	-
EC2651-1.2	1	-	-	-	3	-	-	-	-	-	-	-	-	-	-
EC2651-1.3	1	-	-	-	3	-	-	-	-	-	-	-	-	-	-
EC2651-1.4	1	-	-	-	3	-	-	-	-	-	-	-	-	-	-

EC2651-1.5	1	-	-	-	3	-	-	-	-	-	-	-	-	-	-
1: Low 2: Medium 3: High															
E Resources															
1.	https://www.prismnet.com/~hcexres/textbook/acctoc.html														

SOCIAL CONNECT AND RESPONSIBILITY															
Course Code:					HU1007-1				Course Type:				AEC		
Teaching Hours/Week (L: T: P: S):					1:0:0:0				Credits:				01		
Total Teaching Hours:					15				CIE + SEE Marks:				50+50		
Teaching Department: Respective Department															
Course Objectives:															
1.		Understand Rural Society													
2.		Acquire the knowledge about Rural Economy													
3.		Know the working of rural administration													
4.		Familiarize the different rural schemes of Governance													
UNIT-I															
Appreciation of Rural Society														3 Hours	
Rural Society, Caste and Gender relations, Rural values, Nature and Resources, Rural infrastructure.															
Understanding Rural Economy & Livelihood														3 Hours	
Agriculture, Farming, Landownership, Water Management, Animal Husbandry, Non-Farm Livelihoods And Artisans, Rural Entrepreneurs.															
UNIT-II															
Rural Institutions														3 Hours	
Traditional Rural Organizations, Self-help Groups, Panchayat Raj Institutions - Gram Sabha, Gram Panchayat, Standing Committees															
Rural Development Programmes														3 Hours	
History of Rural Development in India, Current National Programmes - Sarva Shiksha Abhiyaan, Beti Bachao – Beti Padhao, Ayushmaan Bharath, Swachh Bharath, PM Awaas Yojana, Skill India, Decentralised Planning, NRLM, MNREGA															
UNIT-III															
Corporate Social Responsibility (CSR)														3 Hours	
Global Guidelines on CSR, Growing Importance of CSR, CSR in India															
Course Outcomes: At the end of the course student will be able to															
1.		Comprehend Rural Society and its Economy													
2.		Identify the working of Rural Administration and different rural schemes													
3.		Grasp the working of Corporate Social Responsibility													
Course Outcomes Mapping with Program Outcomes & PSO															
Program Outcomes→		1	2	3	4	5	6	7	8	9	10	11	12	PSO↓	
↓ Course Outcomes														1	2
HU1007-1.1		-	-	-	-	-	-	-	-	-	-	2	3	-	-
HU1007-1.2		-	-	-	-	-	-	-	-	-	-	2	3	-	-
HU1007-1.3		-	-	-	-	-	-	-	-	-	-	2	3	-	-
1: Low 2: Medium 3: High															
REFERENCES:															
1.		UGC., “Unnat Bharat Abhiyan”, 2020													
2.		Agarwal, S.K., “Corporate Social Responsibility in India”, SAGE Publication, 2008.													
3.		Unnat Bharat Abhiyan. (n.d.). Unnat Bharat Abhiyan Brochure. Retrieved from https://unnatbharatabhiyan.gov.in/app/webroot/files/brochure.pdf													

LIFE SKILLS FOR ENGINEERS			
Course Code:	HU1008-1	Course Type:	AEC
Teaching Hours/Week (L: T: P: S):	1:0:0:0	Credits:	01
Total Teaching Hours:	15	CIE + SEE Marks:	50+50
Teaching Department: Respective Department			
Course Objectives:			
1.	Understand Time Management, Managing Information Overload, Coping with Peer pressure and Stress Management		
2.	Familiarize the Science behind Personal Health Management and Addictions		
3.	Appreciate the importance of cultivating good hobbies, need for forming good habits and discarding bad habits and holding difficult conversations during crises		
4.	Comprehend the importance of Creative Thinking, Continuous and Lifelong Learning, Collaboration and Team Work		
5.	Equip them to excel in real work environment proactively		
UNIT-I			
Introduction to Life Skills			3 Hours
Meaning and Importance of Life Skills, Competitive Job market, Fast paced changes in Technology, Proliferation of Electronic Gadgets and harmful online content.			
Time Management			
Introduction to Time Management, Impulsive Behaviour vis-a-vis goal Directive Behaviour, Time log, Information Overload and coping with Information & Communication Technology (ICT) Revolution; Proliferation of Electronic Media; Exponential growth in online content; Impact of Information Overload on human brain			
Science behind Personal Health Management			3 Hours
Ignorance in Society on health issues, World Health Organization (WHO) - Definition of Health, Human Evolution, Importance of physical work for human body & mind, Dangers of sedentary lifestyle, Germ diseases versus Lifestyle diseases, Integrating physical exercise into daily life			
Science behind Addictions			
Addiction - Meaning, Neurology and Hormonal basics of Addictive Behaviour, How addictions are formed; Harmful effects of addictions on Physical and Mental Health, Recognizing addictions in oneself, Coming out of addictions			
UNIT-II			
Need for cultivating good hobbies			3 Hours
Need for Hobbies in maintaining Work-Life Balance; how hobbies help in maintaining good physical and mental health, Various Hobbies			
Habits			
Difference between hobbies & habits, Cultivating good habits & discarding bad habits: Role of habits for a successful life, How habits form; Analyzing one's own habits; Recognizing useless & harmful habits, Cultivating & Sustaining useful habits			
Peer pressure and How to cope with it			3 Hours
Human being as a Social Animal, Physical Pain & Social Pain; Awareness of Harmful Social Pressure, Role of Prefrontal Cortex in Judgement and Decision Making, why teenagers are vulnerable to peer pressure, strategies to overcome harmful peer pressure			
Stress Management			
Stress, Types of Stress, Fight & Flight Response of Humans; Harmful effects of chronic stress; Symptoms of Poor Coping Skills of Stress, Stress & Psychiatric problems, Easy coping strategies for stress			
UNIT-III			
Continuous & Lifelong Learning			3 Hours

Accelerated change in Technology Landscape, Shorter Life Cycles of Technologies, Need for Continuous Learning of other skills

Team Working Skills & Collaboration

Team Work – Meaning, Skills and Relevance, Importance of Collaboration to succeed in one's own career, How to be a good team member

Course Outcomes: At the end of the course student will be able to

1.	Apply the concept of Time Management, cope with Information Overload and withstand harmful peer pressure
2.	Comprehend the need to stay away from addictions by realizing the biological basis behind these concepts
3.	Develop good hobbies to maintain ideal work-life balance
4.	Develop the aptitude for finding creative solutions to problems and realize the importance of continuous and lifelong learning
5.	Demonstrate positive and progressive abilities

Course Outcomes Mapping with Program Outcomes & PSO

Program Outcomes→ ↓ Course Outcomes	1	2	3	4	5	6	7	8	9	10	11	12	PSO↓	
													1	2
HU1008-1.1	-	-	-	-	-	-	-	-	-	2	1	3	-	-
HU1008-1.2	-	-	-	-	-	-	-	-	-	3	2	3	-	-
HU1008-1.3	-	-	-	-	-	-	-	-	-	3	1	3	-	-
HU1008-1.4	-	-	-	-	-	-	-	-	2	2	1	2	-	-
HU1008-1.5	-	-	-	-	-	-	-	-	1	2	1	2	-	-

1: Low 2: Medium 3: High

REFERENCES:

1. Lieberman, D.E., "The Story of the Human Body", Pantheon Books, 2013.
2. Ratey, J.J., "Spark. Little Brown Spark", 2013.
3. De Bono, E., "Creative Thinking", Penguin UK, 2016.
4. Pachter, B., "The Power of Positive Confrontation", Da Capo Lifelong Books, 1999.
5. Duhigg, C., "The Power of Habit", Random House Trade Paperbacks, 2012.
6. Sharma, S., & Mishra, B., "Communication Skills for Engineers and Scientists", PHI Learning, 2009.
7. Tracy, B., "Time Management", AMACOM, 2014.

EMPLOYABILITY SKILL DEVELOPMENT																	
Course Code:					UM1003-1			Course Type				AEC					
Teaching Hours/Week (L: T: P: S)					1:0:0:0			Credits				1					
Total Teaching Hours					15+0+0+0			CIE + SEE Marks				50+00					
Teaching Department: Electronics & Communication Engineering																	
Course Objectives:																	
1.		To explain the students the necessity of clearing the aptitude tests irrespective of the written test is for jobs or higher education.															
2.		To assess the readiness of the students to appear for the aptitude test and assisting them to better it if already ready, else train them.															
3.		To evaluate the understanding of the students in answering quantitative multiple-choice questions and guide them to improve it.															
4.		To evaluate the preparedness of the students to answer the analytical and logical questions.															
5.		To evaluate the quality of the students with regard to their professional language grammar, vocabulary and communication skills.															
UNIT-I																	
Quantitative															06 Hours		
Numbers (Odd, even, H.C.F & L.C.M, Square roots & cube roots, Average, Percentage), Ratios & Proportions, Partnership, Time & work, Pipes & Cistern, Speed, Problems on trains, Problems on boats & streams, Allegation & Mixtures.																	
UNIT-II																	
Analytical/ Logical															06 Hours		
Numerical logic (next number in series, odd man out), Coded language, Syllogism, Direction (N-E-W-S), Seating arrangement, Blood relations, Statement & Conclusion																	
UNIT-III																	
Verbal															03 Hours		
Vocabulary (root words, prefix, suffix, synonyms, antonyms), One word substitution, Idiom/phrases, Sentence completion, Active & Passive voice, Direct and indirect speech.																	
Course Outcomes: At the end of the course student will be able to																	
1.		Answer the quantitative multiple-choice questions.															
2.		Analyse the analytical and logical questions.															
3.		Improve the professional language grammar, vocabulary and communication skills.															
4.		Clear the aptitude tests of any employer or higher educational institution.															
5.		Advance in the chosen field of interest by appending aptitude skills with the technical skills															
Course Outcomes Mapping with Program Outcomes & PSO																	
Program Outcomes→			1	2	3	4	5	6	7	8	9	10	11	12	PSO↓		
↓ Course Outcomes															1	2	3
UM1003-1.1			3	3	-	-	-	-	-	-	2	2	1	-			
UM1003-1.2			3	3	-	-	-	-	-	-	2	2	1	-			
UM1003-1.3			3	3	2	-	-	-	-	-	2	2	1	-			
UM1003-1.4			3	3	2	-	-	-	-	-	2	2	1	-			
UM1003-1.5			3	3	2	-	-	-	-	-	2	2	1	-			
1: Low 2: Medium 3: High																	
TEXTBOOKS:																	
1.		Aggarwal R.S. “Quantitative Aptitude for Competitive Examinations”. S Chand Publishing.															

2.	Aggarwal R.S, “A modern approach to verbal and non-verbal reasoning”, S Chand Publishing.
REFERENCE BOOKS:	
1.	Bharath Patodi and Aditya Choudhary, “Verbal Ability & Comprehension”, Disha Publication, Second edition, 2015.
2.	Shakuntala Devi, “Joy of numbers”, Orient Black Swan.
3.	Shakuntala Devi, “More puzzles to puzzle you”, Orient Black Swan.
E Books / MOOCs/ NPTEL	
1.	https://www.indiabix.com
2.	https://www.faceprep.in

Humanities, Social Sciences & Management Courses

ENHANCING SELF-COMPETENCE																
Course Code:				HU2001-1				Course Type				HSMC				
Teaching Hours/Week (L: T: P: S)				2:0:0:0				Credits				02				
Total Teaching Hours				26+0+0+0				CIE + SEE Marks				50+50				
Prerequisite																
Teaching Department: Humanities																
Course Objectives:																
1.	Introspect and learn about oneself.															
2.	Develop professional writing skills.															
3.	Acquaint with the various social behaviour and etiquette.															
4.	Apply the techniques of fundamental communication skills.															
5.	Develop necessary techniques for formal presentations.															
UNIT-I																
Personality Traits														09 Hours		
Types & Kinds of personality, Ways to Identify Self (SWOT Analysis, Johari Window), Concepts of Self-Management and Self-Motivation																
Effective Communication Skills																
One-way and Two-way Communication, Interpersonal & Social Skills																
UNIT-II																
Social Behaviour and Cultural Etiquette														09 Hours		
Time Management, Personal Grooming, Making Small Talk, Customs & Manners																
Professional Presentation Techniques																
Formal Presentation, Sensitivity towards multi-cultural workspaces																
UNIT-III																
Job-Related Communication														08 Hours		
Resume & Cover Letter, Formal E-mails, Framing Requests, Greetings, Salutations, Close																
Course Outcomes: At the end of the course student will be able to																
1.	Understand the importance of human conduct.															
2.	Demonstrate knowledge of theory and competence in office communication.															
3.	Develop and assess various types of communication.															
4.	Be Familiar with the current practices of social behaviour.															
5.	Prepare and deliver presentation appropriate for the workplace.															
Course Outcomes Mapping with Program Outcomes & PSO																
Program Outcomes→		1	2	3	4	5	6	7	8	9	10	11	12	PSO↓		
↓ Course Outcomes														1	2	3
HU2001-1.1		-	1	-	-	-	2	2	-	3	-	-	-			
HU2001-1.2		-	-	-	-	-	-	-	3	2	1	-	1			
HU2001-1.3		-	-	2	-	-	2	2	2	-	-	-	2			
HU2001-1.4		-	3	-	-	-	-	-	-	2	3	2	-			
HU2001-1.5		2	2	-	1	-	-	-	-	2	-	-	-			
1: Low 2: Medium 3: High																
REFERENCE BOOKS:																
1.	R R Gaur, R Sangal, G P Bagaria, “Human Values and Professional Ethics”, Excel Books, New Delhi, 2010.															
2.	Ronald B Adler and Jeanne Marquardt Elmhurst, "Communicating at Work – Principles and Practices for Business and the Professions", 6th Edition, McGraw Hill College.															

3.	Stephen R. Covey, "The 7 Habits of Highly Effective People", Simon & Schuster, 1994.
4.	Sarvesh Gulati, "Corporate grooming and Etiquette", Rupa Publications India Pvt. Ltd., 2010.
5.	Fred. Luthans, "Organizational Behaviour", McGraw Hill International.
6.	Tom Rath, "Strengths Finder 2.0", Gallup Press, 2007.
7.	M Ashraf Rizvi, "Effective Technical Communication", Tata McGraw- Hill, 2005.
8.	Stephen P. Robbins, "Organizational Behaviour", Prentice Hall.
9.	Dale Carnegie, "How to Win Friends and Influence People", Gallery Books, 2016.

UNIVERSAL HUMAN VALUES																
Course Code:					HU1004-1			Course Type				HSMC				
Teaching Hours/Week (L: T: P: S)					1:0:0:0			Credits				01				
Total Teaching Hours					15+0+0+0			CIE + SEE Marks				50+50				
Teaching Department: Humanities																
Course Objectives:																
1.		Enable students appreciate values, skills and behaviour with an appropriate understanding of ‘Self’ to attain sustained happiness and prosperity with right aspirations of life.														
2.		Develop a holistic perspective among the students towards physical needs and prosperity of life.														
3.		Develop a holistic approach and understand the importance of co-existence and living in harmony ensuring mutually fulfilling interaction with the society and nature.														
4.		Strengthening of self-reflection.														
5.		Development of commitment and courage to act.														
UNIT-I																
Need, Basic Guidelines, Content and Process for Value Education														06 Hours		
Self-Exploration; ‘Natural Acceptance’ and Experiential Validation; Continuous Happiness and Prosperity; Right understanding, Relationship and Physical Facility; Understanding Happiness and Prosperity - living in harmony at various levels.																
UNIT-II																
Understanding Harmony in the Human Being, Family and Society														06 Hours		
Understanding human being as a co-existence of the sentient ‘I’ and the material ‘Body; the needs of Self (‘I’) and ‘Body’; the Body as an instrument; Holistic perspective of Physical needs and Prosperity; Visualizing a universal harmonious order in society- Undivided Society, Universal Order- from family to world family.																
UNIT-III																
Whole existence as Coexistence: Implications of the above Holistic Understanding of Harmony and Professional Ethics														03 Hours		
Understanding the harmony in the Nature and Existence; Existence as Co-existence, Holistic perception of harmony at all levels of existence; Natural acceptance of human values, Professional Ethics																
Course Outcomes: At the end of the course student will be able to																
1.		Have a better self-exploration and understanding with a capacity to identify the priorities of life.														
2.		Generate Sustainable solution to problems with focus on human values and value-based living.														
3.		Have an understanding of the Holistic perspective of Physical needs														
4.		Understand and practice living in harmony, co-existence and natural acceptance														
5.		Exhibit Professional Ethics in the workplace														
Course Outcomes Mapping with Program Outcomes & PSO																
Program Outcomes→		1	2	3	4	5	6	7	8	9	10	11	12	PSO↓		
↓ Course Outcomes														1	2	3
HU1004-1.1		-	-	-	-	-	-	-	3	-	-	2	2			
HU1004-1.2		-	-	-	-	-	-	-	2	-	-	2	2			
HU1004-1.3		-	-	2	-	-	-	1	2	-	-	2	2			
HU1004-1.4		-	-	-	-	-	-	-	1	-	-	-	-			
HU1004-1.5		-	-	1	-	-	-	-	3	-	-	2	2			

1: Low 2: Medium 3: High	
TEXTBOOKS:	
1.	R R Gaur, R Sangal, G P Bagaria, "Human Values and Professional Ethics", Excel Books, New Delhi, 2010
REFERENCE BOOKS:	
1.	A Nagaraj, "Jeevan Vidya: Ek Parichaya", Jeevan Vidya Prakashan, Amarkantak, 1999
2.	A.N. Tripathi, "Human Values", New Age Intl. Publishers, New Delhi, 2004
3.	The Story of Stuff (Book).
4.	Mohandas Karamchand Gandhi, "The Story of My Experiments with Truth"
5.	E. F Schumacher, "Small is Beautiful"
6.	Cecile Andrews, "Slow is Beautiful"
7.	J C Kumarappa, "Economy of Permanence"
8.	Pandit Sunderlal, "Bharat Mein Angreji Raj"
9.	Dharampal, "Rediscovering India"
10.	Mohandas Karamchand Gandhi, "Indian Home Rule"
11.	Maulana Abdul Kalam Azad, "India Wins Freedom"
12.	Romain Rolland, "Vivekananda"
13.	Romain Rolland, "Gandhi"

INTRODUCTION TO IPR															
Course Code:				HU1006-1				Course Type:				HSMC			
Teaching Hours/Week (L: T: P: S):				1:0:0:0				Credits:				01			
Total Teaching Hours:				15				CIE + SEE Marks:				50+50			
Teaching Department: Respective Department															
Course Objectives:															
1.		Enhancing the learning system through innovation and creative thinking skills for effective business process.													
2.		Acquaint with special challenges of starting new ventures.													
3.		Facilitate Entrepreneurial skills in recognizing opportunities for competitive advantages.													
4.		Provide insights of financial aspects in planning and executing a business plan.													
5.		Ascertain the role of IPR to protect innovations and intangible assets.													
UNIT-I															
Intellectual Property Rights (IPR)														6 Hours	
Introduction to IPR: Business Perspective, IPR in India – Genesis and Development, International Context, Concept of IP Management, Uses in marketing															
UNIT-II															
Types of Intellectual Property														6 Hours	
Patent - Procedure, Licensing and Assignment, Infringement and Penalty, Trademark, Example of Trademarks - Domain name, Geographical Indications, Copyright, Industrial Designs, Class Discussion - Major Court Cases regarding violation of Patents															
UNIT-III															
Basic Tenets of Information Technology Act, 2000														3 Hours	
IT Act – Introduction, E-Commerce and Legal Provisions, E- Governance, Digital signature and Electronic Signature, Cybercrimes															
Course Outcomes: At the end of the course student will be able to															
1.		Comprehend Innovation, its process and sources.													
2.		Apply the process of building an innovative organization.													
3.		Recognize the characteristics of different types of Entrepreneurships													
4.		Formulate a business plan based on a business idea in Technology.													
5.		Interpret basic tenets of Information Technology Act, 2000.													
Course Outcomes Mapping with Program Outcomes & PSO															
Program Outcomes→		1	2	3	4	5	6	7	8	9	10	11	12	PSO↓	
↓ Course Outcomes														1	2
HU1006-1.1		-	-	-	-	-	-	-	-	-	2	-	3	-	-
HU1006-1.2		-	-	-	-	-	-	-	-	-	3	-	3	-	-
HU1006-1.3		-	-	-	-	-	-	-	-	-	3	-	3	-	-
HU1006-1.4		-	-	-	-	-	-	-	-	2	2	-	2	-	-
HU1006-1.5		-	-	-	-	-	-	-	-	1	2	-	2	-	-
1: Low 2: Medium 3: High															
REFERENCES:															
1.		Tidd, J., & Bessant, J., “Managing Innovation: Integrating Technological, Market and Organizational Change”, Wiley, 2021.													
2.		Case Study Materials: To be distributed for Class Discussion													
3.		Reddy, G. B., “Intellectual Property Rights and the Law”, Gogia Law Agency, 2012.													

4.	Wadehra, B. L., “Law relating to Intellectual Property”, Universal Law Publishing Co., 2011.
5.	Narayanan, P., “IPR”, Eastern Law House Private Ltd, 2017.

MANAGEMENT & ENTREPRENEURSHIP

Course Code:	MG1003-1	Course Type	HSMC
Teaching Hours/Week (L: T: P: S)	3:0:0:0	Credits	03
Total Teaching Hours	39	CIE + SEE Marks	50+50

Teaching Department: Any

Course Objectives:

1.	To introduce the field of management, task of the manager, importance of planning and types of planning, staff recruitment and selection process.
2.	To discuss the ways in which work is allocation, structure of organizations, modes of communication and need of coordination between the manager and staff
3.	To explain the role and importance of the entrepreneur and their functions in economic development and the concepts of entrepreneurship.
4.	To discuss the importance of Small Scale Industries and methods for generating new business ideas and business opportunities
5.	To introduce the concepts of financial concepts in enterprises.

UNIT-I

Management:	03 Hours
Definition, Importance – Nature and Characteristics of Management, Management Functions, Roles of Manager, Levels of Management, Managerial Skills, Management & Administration, Management as a Science, Art & Profession.	
Planning:	03 Hours
Nature, Importance and Purpose of Planning, Types of Plans, Steps in Planning, Limitations of Planning, Decision Making – Meaning, Types of Decisions- Steps in Decision Making.	
Organizing and Staffing	04 Hours
Meaning, Nature and Characteristics of Organization – Process of Organization, Principles of Organization, Departmentalization, Committees – meaning, Types of Committees, Centralization Versus Decentralization of Authority and Responsibility, Span of Control (Definition only), Nature and Importance of Staffing, Process of Selection and Recruitment.	
Directing and Controlling	04 Hours
Meaning and Nature of Directing-Leadership Styles, Motivation Theories Communication – Meaning and Importance, Coordination- Meaning and Importance, Techniques of Coordination. Controlling – Meaning, Steps in Controlling	

UNIT-II	
Social Responsibilities of Business:	03 Hours
Meaning of Social Responsibility, Social Responsibilities of Business towards Different Groups, Social Audit, Business Ethics, and Corporate Governance.	
Entrepreneurship	05 Hours
Definition of Entrepreneur, Importance of Entrepreneurship, concepts of Entrepreneurship, Characteristics of successful Entrepreneur, Classification of Entrepreneurs, Intrapreneur – An Emerging Class, Comparison between Entrepreneur and Intrapreneur, Myths of Entrepreneurship, Entrepreneurial Development models, Entrepreneurial development cycle, Problems faced by Entrepreneurs and capacity building for Entrepreneurship.	
Modern Small Business Enterprises	05 Hours
Role of Small Scale Industries, Concepts and definitions of SSI Enterprises, Government policy and development of the Small Scale sector in India, Growth and Performance of Small Scale Industries in India, Sickness in SSI sector, Problems for Small Scale Industries, Impact of Globalization on SSI, Impact of WTO/GATT on SSIs, Ancillary Industry and Tiny Industry (Definition only).	
Institutional Support for Business Enterprises	02 Hours
Introduction, Policies & Schemes of Central–Level Institutions, State-Level Institutions	
UNIT-III	
Finance Management in enterprises	10 Hours
Introduction, functions, Accounting and Bookkeeping, Financial Statements, Working Capital Management, Break even Analysis, Financial ratio Analysis.	
Course Outcomes: At the end of the course student will be able to	
1.	Describe the field of management, the task of the manager, planning, and steps in decision making.
2.	Discuss the structure of the organization, importance of staffing, leadership styles, modes of communication, techniques of coordination, and importance of managerial control in the business.
3.	Describe the concepts of entrepreneurship and a businessman's social responsibilities towards different groups.
4.	Develop an understanding of the role of SSI's in the development of country and state/central level institutions/agencies supporting business enterprises.
5.	Apply the concepts of financial management for effective use in enterprises
Course Outcomes Mapping with Program Outcomes & PSO	

Program Outcomes→	1	2	3	4	5	6	7	8	9	10	11	12	PSO↓	
↓ Course Outcomes													1	2
MG1003-1.1	3	-	-	-	-	-	-	2	2	-	3	-	-	1
MG1003-1.2	3	-	-	-	-	-	-	2	2	-	3	-	-	2
MG1003-1.3	3	-	-	-	-	-	-	2	2	-	3	-	-	2
MG1003-1.4	3	-	-	-	-	-	-	2	2	-	3	-	-	2
MG1003-1.5	3	-	-	-	-	-	-	2	2	-	3	-	-	2

1: Low 2: Medium 3: High

TEXTBOOKS:

1.	P. C. Tripathi, P. N. Reddy, “Principles of Management”, McGraw Hill, 6 th Edition, 2017.
2.	Poornima M. Charanthimath, “Entrepreneurship Development and Small Business Enterprises”, Pearson 2 nd Edition, 2014.
3.	W.D Stevenson, “Elements of Power System Analysis”, 4 th edition, TMH, 2001.

REFERENCE BOOKS:

1.	Vasant Desai, “Dynamics of Entrepreneurial Development and Management”, Himalaya Publishing House, 2007.
2.	Harold Koontz, Heinz, Weihrich, “Essentials of Management: An International, Innovation and Leadership perspective”, McGraw Hill, 10 th Edition, 2016.

OPERATIONS RESEARCH AND MANAGEMENT			
Course Code:	MG1004-1	Course Type	HSMC
Teaching Hours/Week (L: T: P: S)	3:0:0:0	Credits	03
Total Teaching Hours	40+0+0+0	CIE + SEE Marks	50+50
Teaching Department: Electronics & Communication Engineering			
Course Objectives:			
1.	Define Operations Research.		
2.	Understand to formulate a Linear Programming Problem.		
3.	Solve a Linear Programming Problem using Simplex method.		
4.	Solve balanced and unbalanced Transportation Problem.		
5.	Formulate Assignment Problem.		
6.	Estimate the project completion time using CPM.		
UNIT-I			
Introduction to Linear Programming Problem			16 Hours
Introduction, Linear Programming: Introduction, Definitions of OR, Scope of OR, Applications of OR, Phases in OR study, Models used in OR.			
Introduction to Linear Programming Problem (LPP): Generalized LPP- Formulation of problems as LPP. Solutions to LPP by graphical method (Two Variables).			
Simplex Method - 1: Introduction to simplex method, Setting up the simplex method, Algebra of the simplex method.			
UNIT-II			
Simplex Method and Transportation Problem			16 Hours
Simplex Method - 2: The simplex method in tabular form, Slack, Surplus and Artificial variables, Solutions to LPP by Simplex method, Big-M Method and Two Phase Simplex Method, Degeneracy in LPP.			
Transportation Problem: Formulation of Transportation Problem (TP), Solution, Initial basic feasible solution using North-West Corner rule, Vogel's Approximation method. Optimality in TP by Modified Distribution (MODI) method. Unbalanced TP. Maximization TP. Degeneracy in TP, Applications of TP.			
UNIT-III			
Assignment Problem and Network Management			08 Hours
Assignment Problem: Formulation, Hungarian method for optimal solution, Unbalanced assignment problems, Travelling Salesman Problem (TSP).			
Network Model -Critical Path Method: Introduction, Construction of networks, Fulkerson's rule for numbering the nodes, Critical path method to find the expected completion time of a project.			
Course Outcomes: At the end of the course student will be able to			
1.	List the applications, phases and models in Operations research; Formulate Linear Programming models for the optimum utilization of productive resources in service and manufacturing systems.		
2.	Apply graphical method to find optimum solution for a given two variable Linear Programming Problem.		
3.	Determine the optimum solution and Compute Maxima or Minima for a given Linear Programming Problem using Simplex method, Big M method and Two phase simplex method; Discuss the concept of duality in Simplex problems; Formulate and Solve dual Simplex problem for a given Linear Programming Problem.		
4.	Formulate balanced and unbalanced transportation problem; Compute initial basic feasible solution for a given transportation problem using North-West Corner rule and Vogel's Approximation method and optimal solution using Modified Distribution method; Explain degeneracy in transportation problem and List the applications.		

- | | |
|-----------|---|
| 5. | Formulate assignment model and Obtain optimal solution using Hungarian method; Explain Travelling Salesman Problem. Model an optimal replacement policy for individual and group replacement problems for a given real time scenario. |
|-----------|---|

Course Outcomes Mapping with Program Outcomes & PSO

Program Outcomes→ ↓ Course Outcomes	1	2	3	4	5	6	7	8	9	10	11	12	PSO↓		
													1	2	3
MG1004-1.1	2	3	-	-	-	-	-	1	1	1	-	1			
MG1004-1.2	3	-	-	-	-	-	-	1	1	1	-	1			
MG1004-1.3	3	-	-	-	-	-	-	1	1	1	-	1			
MG1004-1.4	2	3	-	-	-	-	-	1	1	1	-	1			
MG1004-1.5	2	3	-	-	-	-	-	1	1	1	-	1			

1: Low 2: Medium 3: High

TEXTBOOKS:

1. Ramamurthy P, "Operations Research", 2nd Edition, New Age International (P) Ltd., Publishers, 2007.
2. S. D. Sharma, "Operations Research", Kedar Nath Ram Nath Publishers, 2015.

REFERENCE BOOKS:

1. Taha, H.A., "Operations Research: An Introduction", 8th Edition, Pearson Prentice Hall, 2007.
2. Winston, Wayne L., and Jeffrey B. Goldberg, "Operations Research: Applications and Algorithms", Belmont: Thomson Brooks/Cole, 2004.

E Books / MOOCs/ NPTEL

1. <https://nptel.ac.in/courses/110/106/110106062/>
2. <https://nptel.ac.in/courses/110/106/110106059/>

Mandatory Non-credit Courses

ಆಡಳಿತ ಕನ್ನಡ (Kannada for Administration)

Course Code	HU1003-1	Course Type	MNC
Teaching Hours/Week (L:T:P:S)	1:0:0:0	Credits	0
Total Teaching Hours	15+0+0+0	CIE + SEE Marks	50+0

Teaching Department: Any Department

Course Objectives:

1.	ಪದವಿ ವಿದ್ಯಾರ್ಥಿಗಳಾಗಿರುವುದರಿಂದ ಸಾಂಸ್ಕೃತಿಕ ಕನ್ನಡದ ಜೊತೆಗೆ ಕ್ರಿಯಾತ್ಮಕ ಕನ್ನಡವನ್ನು, ಕನ್ನಡ ಸಾಹಿತ್ಯ, ಸಂಸ್ಕೃತಿ ಮತ್ತು ನಾಡು ನುಡಿಯ ಪರಿಚಯ ಮಾಡಿಕೊಡುವುದು.
2.	ವಿದ್ಯಾರ್ಥಿಗಳಲ್ಲಿ ಕನ್ನಡ ಭಾಷೆಯ ವ್ಯಾಕರಣದ ಬಗ್ಗೆ ಅರಿವು ಮೂಡಿಸುವುದು ಮತ್ತು ಕನ್ನಡ ಭಾಷಾ ರಚನೆಯಲ್ಲಿನ ನಿಯಮಗಳನ್ನು ಪರಿಚಯಿಸುವುದು.
3.	ಕನ್ನಡ ಭಾಷಾ ಬರಹದಲ್ಲಿ ಕಂಡುಬರುವ ದೋಷಗಳು ಹಾಗೂ ಅವುಗಳ ನಿವಾರಣೆ.
4.	ಸಾಮಾನ್ಯ ಅರ್ಜಿಗಳು, ಸರ್ಕಾರಿ ಮತ್ತು ಅರೆಸರ್ಕಾರಿ ಪತ್ರ ವ್ಯವಹಾರದ ಬಗ್ಗೆ ಅರಿವು ಮೂಡಿಸುವುದು.
5.	ಕನ್ನಡ ಭಾಷಾಭ್ಯಾಸ, ಸಾಮಾನ್ಯ ಕನ್ನಡ ಹಾಗೂ ಆಡಳಿತ ಕನ್ನಡದ ಪದಗಳ ಪರಿಚಯ ಮಾಡಿ ಕೊಡುವುದು.

UNIT - I

ಲೇಖನಗಳು:

1. ಕರ್ನಾಟಕ ಸಂಸ್ಕೃತಿ: ಹಂಪನಾಗರಾಜಯ್ಯ
2. ಕರ್ನಾಟಕದ ಏಕೀಕರಣ: ಒಂದು ಅಪೂರ್ವಚರಿತ್ರೆ - ಜಿ. ವೆಂಕಟಸುಬ್ಬಯ್ಯ
3. ಆಡಳಿತ ಭಾಷೆಯಾಗಿ ಕನ್ನಡ - ವಿತಾವಿಯ ಆಡಳಿತ ಕನ್ನಡ ಪುಸ್ತಕದಿಂದ ಆಯ್ದ ಲೇಖನ

ಕಾವ್ಯಭಾಗ (ಆಧುನಿಕಪೂರ್ವ)

1. ವಚನಗಳು: ಬಸವಣ್ಣ, ಅಕ್ಕಮಹಾದೇವಿ, ಅಲ್ಲಮಪ್ರಭು, ಆಯ್ದಕ್ಕಿಮಾರಯ್ಯ, ಜೇಡರದಾಸಿಮಯ್ಯ, ಆಯ್ದಕ್ಕಿಲಕ್ಕಮ್ಮ
2. ಕೀರ್ತನೆಗಳು: ಅದರಿದೇನು ಫಲ ಇದರಿದೇನು ಫಲ - ಪುರಂದರದಾಸ
3. ತಲ್ಲಣಿಸದಿರು ಕಂಡ್ಯ ತಾಳುಮನವೆ - ಕನಕದಾಸ
4. ತತ್ವಪದಗಳು: ಸಾವಿರ ಕೊಡಗಳಸುಟ್ಟು - ಶಿಶುನಾಳಪಂಥಪರೀಪ
5. ಶಿವಯೋಗಿ: ಬಾಲಲೀಲಾ ಮಹಾಂತ ಶಿವಯೋಗಿ
6. ಜನಪದಗೀತೆ: ಬೀಸುವಪದ, ಬಡವರಿಗೆ ಸಾವ ಕೊಡಬೇಡ

**06
Hours**

UNIT - II

ಕಾವ್ಯಭಾಗ (ಆಧುನಿಕ)

1. ಮಂಕುತಿಮ್ಮನ ಕಗ್ಗ: ಡಿ.ವಿ.ಜಿ.
2. ಕುರುಡು ಕಾಂಚಾಣ: ದ.ರಾ.ಬೇಂದ್ರೆ
3. ಹೊಸಬಾಳಿನ ಗೀತೆ: ಕುವೆಂಪು
4. ಹೆಂಡತಿಯ ಕಾಗದ: ಕೆ.ಎಸ್. ನರಸಿಂಹಸ್ವಾಮಿ
5. ಮಬ್ಬಿನಿಂದ ಮಬ್ಬಿಗೆ: ಜಿ. ಎಸ್. ಶಿವರುದ್ರಪ್ಪ
6. ಆಮರ ಈ ಮರ: ಚಂದ್ರಶೇಖರ ಕಂಬಾರ
7. ಚೋಮನ ಮಕ್ಕಳ ಹಾಡು: ಸಿದ್ದಲಿಂಗಯ್ಯ

**06
Hours**

ಕಾಂತ್ರಿಕ ವ್ಯಕ್ತಿಪರಿಚಯ, ಕಥೆ ಮತ್ತು ಪ್ರವಾಸ ಕಥನ

1. ಡಾ. ಸ ಎಂ ವಿಶ್ವೇಶ್ವರಯ್ಯ – ವ್ಯಕ್ತಿ ಮತ್ತು ಐತಿಹ್ಯ: ಎ ಎನ್‌ಎಂ‌ಟಿ ರಾವ್ 2. ಯುಗಾದಿ: ವಸುಧೇಂದ್ರ 3. ಮೆಗಾನ್ ಎಂಬ ಗಿರಿಜನ ಪರ್ವತ: ಹಿ. ಚಿ. ಬೋರಲಿಂಗಯ್ಯ																
UNIT – III																
ವಿಜ್ಞಾನ ಮತ್ತು ತಂತ್ರಜ್ಞಾನ: 1. ಕರಕುಶಲ ಕಲೆಗಳು ಮತ್ತು ಪರಂಪರೆಯ ವಿಜ್ಞಾನ: ಕರೀಗೌಡ ಬೀಚನಹಳ್ಳಿ 2. 'ಕ' ಮತ್ತು 'ಬ' ಬರಹ ತಂತ್ರಾಂಶಗಳು ಮತ್ತು ಕನ್ನಡ ಟೈಪಿಂಗ್ 3. ಕನ್ನಡ: ಕಂಪ್ಯೂಟರ್‌ಬಾಹ್ಯಕೋಶ 4. ತಾಂತ್ರಿಕ ಪದಕೋಶ: ತಾಂತ್ರಿಕ ಹಾಗೂ ಪಾರಿಭಾಷಿಕ ಕನ್ನಡ ಪದಗಳು												03 Hours				
Course Outcomes: At the end of the course student will be able to																
1.	ಪದವಿ ವಿದ್ಯಾರ್ಥಿಗಳಾಗಿರುವುದರಿಂದ ಸಾಂಸ್ಕೃತಿಕ ಕನ್ನಡದ ಜೊತೆಗೆ ಕ್ರಿಯಾತ್ಮಕ ಕನ್ನಡವನ್ನು, ಕನ್ನಡಸಾಹಿತ್ಯ, ಸಂಸ್ಕೃತಿ ಮತ್ತು ನಾಡುನುಡಿಯ ಪರಿಚಯ ಮಾಡಿಕೊಡುವುದು.															
2.	ವಿದ್ಯಾರ್ಥಿಗಳಲ್ಲಿ ಕನ್ನಡಭಾಷೆಯ ವ್ಯಾಕರಣದ ಬಗ್ಗೆ ಅರಿವು ಮೂಡಿಸುವುದು ಮತ್ತು ಕನ್ನಡ ಭಾಷಾ ರಚನೆಯಲ್ಲಿನ ನಿಯಮಗಳನ್ನು ಪರಿಚಯಿಸುವುದು.															
3.	ಕನ್ನಡ ಭಾಷಾ ಬರಹದಲ್ಲಿ ಕಂಡುಬರುವ ದೋಷಗಳು ಹಾಗೂ ಅವುಗಳ ನಿವಾರಣೆ.															
4.	ಸಾಮಾನ್ಯ ಅರ್ಜಿಗಳು, ಸರ್ಕಾರಿ ಮತ್ತು ಅರೆ ಸರ್ಕಾರಿ ಪತ್ರ ವ್ಯವಹಾರದ ಬಗ್ಗೆ ಅರಿವು ಮೂಡಿಸುವುದು.															
5.	ಕನ್ನಡ ಭಾಷಾಭ್ಯಾಸ, ಸಾಮಾನ್ಯ ಕನ್ನಡ ಹಾಗೂ ಆಡಳಿತ ಕನ್ನಡದ ಪದಗಳ ಪರಿಚಯ ಮಾಡಿಕೊಡುವುದು.															
Course Outcomes Mapping with Program Outcomes & PSO																
Program Outcomes→		1	2	3	4	5	6	7	8	9	10	11	12	PSO↓		
↓ Course Outcomes														1	2	3
HU1003-1.1		-	-	-	-	-	-	-	3	-	-	1	1			
HU1003-1.2		-	-	-	-	-	-	-	2	-	-	1	1			
HU1003-1.3		-	-	2	-	-	-	1	2	-	-	1	1			
HU1003-1.4		-	-	-	-	-	-	-	1	-	-	-	-			
HU1003-1.5		-	-	1	-	-	-	-	3	-	-	1	1			
1: Low 2: Medium 3: High																
REFERENCE MATERIALS:																
1.	ಸಂಕ್ಷಿಪ್ತ ಕನ್ನಡನಿಗಂಟು (ಪರಿಷ್ಕೃತ), ಕನ್ನಡ ಸಾಹಿತ್ಯ ಪರಿಷತ್, ಬೆಂಗಳೂರು.															
2.	ಆಡಳಿತ ಪದಕೋಶ, ಕನ್ನಡ ಅಭಿವೃದ್ಧಿಪ್ರಾಧಿಕಾರ, ಬೆಂಗಳೂರು.															
3.	ಕಾನೂನು ಪದಕೋಶ (ಪರಿಷ್ಕೃತ) ಕನ್ನಡ- ಇಂಗ್ಲಿಷ್, ಕನ್ನಡ ಮತ್ತು ಸಂಸ್ಕೃತಿ ನಿರ್ದೇಶನಾಲಯ, ಬೆಂಗಳೂರು.															
4.	ಡಿ.ಎನ್. ಶಂಕರ್‌ಭಟ್, ಕನ್ನಡವಾಕ್ಯಗಳ ಒಳರಚನೆ, ೨೦೦೬, ಭಾಷಾಪ್ರಕಾಶನ, ಮೈಸೂರು.															
5.	ಕನ್ನಡ ಭಾಷಿಕ (ಅವಿಸ್ತರ)- ಪ್ರಬಂಧ ಮತ್ತು ಆಡಳಿತ ಕನ್ನಡ, ಕರ್ನಾಟಕ ರಾಜ್ಯ ಮುಕ್ತ ವಿಶ್ವವಿದ್ಯಾಲಯ, ಮೈಸೂರು.															
6.	ಆಡಳಿತ ಕನ್ನಡ, ಎಚ್‌ಜೆ.ಸೈ. ಚೇತನ ಬುಕ್‌ಹೌಸ್, ಮೈಸೂರು.															
Balake Kannada (Communication in Kannada)																

Course Code	HU1003-1	Course Type	MNC
Teaching Hours/Week (L: T: P: S)	1:0:0:0	Credits	0
Total Teaching Hours	15+0+0+0	CIE + SEE Marks	50+0

Teaching Department: Any Department

Course Objectives:

1.	The course will enable the students to cognize Kannada and communicate in basic Kannada language.
-----------	---

UNIT - I

Basic Kannada Grammar

Personal Pronouns, Possessive Forms, Interrogative words
 Possessive forms of nouns, Dubitive question and Relative nouns
 Qualitative, Quantitative and Colour Adjectives, Numerals
 Predictive Forms, Locative Case
 Dative Cases, and Numerals
 Ordinal numerals and Plural markers
 Defective / Negative Verbs and Colour Adjectives
 Permission, Commands, encouraging and Urging words (Imperative words and sentences)
 Accusative Cases and Potential Forms used in General Communication
 Helping Verbs “iru and iralla”, Corresponding Future and Negation Verbs
 Comparative, Relationship, Identification and Negation Words
 Different types of forms of Tense, Time and Verbs
 Formation of Past, Future and Present Tense Sentences with Verb Forms
 Karnataka State and General Information about the State
 Kannada Language and Literature
 Do's and Don'ts in Learning a Language

**06
Hours**

UNIT – II

Kannada Language Script Part – 1

**06
Hours**

UNIT – III

Kannada Vocabulary List & Kannada Words in Conversation

**03
Hours**

Course Outcomes: At the end of the course student will be able to

1.	Understand the parts of speech of Kannada
2.	Know the script in Kannada
3.	Able to Converse daily usages in Kannada
4.	Enrich Basic Kannada Vocabulary
5.	Have knowledge about Karnataka and its culture

Course Outcomes Mapping with Program Outcomes & PSO

Program Outcomes→	1	2	3	4	5	6	7	8	9	10	11	12	PSO↓	
↓ Course Outcomes													1	2
HU1003-1.1	-	-	-	-	-	-	-	3	-	-	1	1		
HU1003-1.2	-	-	-	-	-	-	-	2	-	-	1	1		

HU1003-1.3	-	-	2	-	-	-	1	2	-	-	1	1		
HU1003-1.4	-	-	-	-	-	-	-	1	-	-	-	-		
HU1003-1.5	-	-	1	-	-	-	-	3	-	-	1	1		
1: Low 2: Medium 3: High														
REFERENCE MATERIALS:														
1.	English –Kannada Rapidex Dictionary of Spoken Words, S N Raju, Bengaluru													
2.	English Kannada Standard Dictionary, D K Bharadwaj, Sankeshwar Printers Pvt Ltd, Bengaluru													
3.	ಮಾತಾಡುವ ಕನ್ನಡ, ಕನ್ನಡ ಸಾಹಿತ್ಯ ಪರಿಷತ್, ಬೆಂಗಳೂರು (೨೦೧೬).													
4.	ಸಂಕ್ಷಿಪ್ತ ಕನ್ನಡನಿಗಂಟು (ಪರಿಷ್ಕೃತ), ಕನ್ನಡ ಸಾಹಿತ್ಯ ಪರಿಷತ್, ಬೆಂಗಳೂರು.													
5.	ಆಡಳಿತ ಪದಕೋಶ, ಕನ್ನಡ ಅಭಿವೃದ್ಧಿಪ್ರಾಧಿಕಾರ, ಬೆಂಗಳೂರು.													
6.	ಕನ್ನಡ ಭಾಷಾಕೈಪಿಡಿ, ಸಂಗಮೇಶ್ವರ ದತ್ತಿಮಠ, ರೂಪರಶ್ಮಿ ಪ್ರಕಾಶನ, ಗುಲ್ಬರ್ಗ, ೧೯೯೫.													
7.	ಡಿ.ಎನ್. ಶಂಕರ್ಭಟ್, ಕನ್ನಡ ವಾಕ್ಯಗಳ ಒಳ ರಚನೆ, ೨೦೦೬, ಭಾಷಾ ಪ್ರಕಾಶನ, ಮೈಸೂರು.													
8.	ಕಾನೂನು ಪದಕೋಶ (ಪರಿಷ್ಕೃತ) ಕನ್ನಡ- ಇಂಗ್ಲಿಷ್, ಕನ್ನಡ ಮತ್ತು ಸಂಸ್ಕೃತಿ ನಿರ್ದೇಶನಾಲಯ, ಬೆಂಗಳೂರು.													

Holistic Education Courses

ESSENCE OF INDIAN CULTURE

Course Code:	HU1005-1	Course Type:	HEC
Teaching Hours/Week (L: T: P: S):	1:0:0:0	Credits:	01
Total Teaching Hours:	15	CIE + SEE Marks:	50+50

Teaching Department: Respective Department

Course Objectives:

1.	To facilitate students with the concepts of Indian Culture and to make them understand the roots of knowledge system.
2.	To acquaint students with Indian Culture and inculcate an ability to analyze it.
3.	To apply various approaches for the enhancement of living ideals based on Indian traditional knowledge.

UNIT-I

Introduction to Traditional Knowledge **6 Hours**

Define traditional knowledge, nature and characteristics, scope and importance, kinds of traditional knowledge, Indigenous Knowledge and its characteristics, Traditional Knowledge vis-a-vis Indigenous Knowledge, Traditional Knowledge vis-a-vis Western Knowledge

UNIT-II

Significance of Traditional Knowledge **6 Hours**

Value of Traditional Knowledge in global economy, Role of Government in harnessing Traditional Knowledge, Traditional medicine system, Traditional Knowledge in agriculture. food and healthcare.

UNIT-III

Holistic Healthcare for Human Well-being **3 Hours**

Definition of Ayurveda, Ayurveda for Life, Health and Well-being, Introduction to principles of Ayurvedic healing and Astanga Ayurveda.

Course Outcomes: At the end of the course student will be able to

1.	Identify the concept of Traditional Knowledge and its importance.
2.	Explain the need for and importance of protecting Traditional Knowledge.
3.	Illustrate the various enactments related to Traditional Knowledge.
4.	Familiarize the importance of Holistic Healthcare.

Course Outcomes Mapping with Program Outcomes & PSO

Program Outcomes→	1	2	3	4	5	6	7	8	9	10	11	12	PSO↓	
↓ Course Outcomes													1	2
HU1005-1.1	-	-	-	-	-	-	-	-	-	2	2	3	-	-
HU1005-1.2	-	-	-	-	-	-	-	-	-	3	2	3	-	-
HU1005-1.3	-	-	-	-	-	-	-	-	-	3	2	3	-	-
HU1005-1.4	-	-	-	-	-	-	-	-	2	2	2	2	-	-
HU1005-1.5	-	-	-	-	-	-	-	-	1	2	2	2	-	-

1: Low 2: Medium 3: High

REFERENCES:

1.	Jha, A., "Traditional Knowledge System in India", Atlantic Publishers, 2002.
2.	Kapoor, K., & Danino, M., "Knowledge Traditions and Practices of India", 2012.
3.	Kapil Kapoor, Michel Danino, "Knowledge Traditions and Practices of India", Medknow Publications and Media.

4.	Jha, R.N., “Science of Consciousness Psychotherapy and Yoga Practices”, Delhi: Vidyanidhi Prakashan, 2015.
5.	TEDx Talks. (2015, February 6). Unleashing the Power of Traditional Medicine Dr. Arvind Singh [Video file]. Retrieved from https://www.youtube.com/watch?v=LZP1StpYEPM

INDIAN KNOWLEDGE SYSTEMS

Course Code:	HU1009-1	Course Type:	HEC
Teaching Hours/Week (L: T: P: S):	1:0:0:0	Credits:	01
Total Teaching Hours:	15	CIE + SEE Marks:	50+50

Teaching Department: Respective Department

Course Objectives:

1.	Enhance knowledge about the History of Ancient India and Rich Culture of the country
2.	Gain an introduction to ancient Indian Engineering Technology and Architecture
3.	Familiarize Indian indigenous wisdom in Modern scientific paradigm
4.	Understanding the Scientific Value of the Traditional Knowledge of our country
5.	Comprehend and compare the Ancient and Current Knowledge Systems

UNIT-I

Indian History	6 Hours
History - Land, Environment, and people in Ancient India; Ancient Education System, Takṣaśilā and Nālandā University, Hunting to Agriculture; Introduction to Vedas and Upanishads; Great Indian Epics; Indian Festivals	

UNIT-II

Engineering, Technology, and Architecture	6 Hours
Pre-Harappan and Sindhu Valley Civilization, Laboratory and Apparatus, Juices, Dyes, Paints and Cements, Glass and Pottery, Metallurgy, Engineering Science and Technology in the Vedic Age and Post-Vedic Records, Iron Pillar of Delhi, Rakhigarhi, Mehrgarh, Sindhu Valley Civilization, Marine Technology	

UNIT-III

Science, Astronomy, and Mathematics	3 Hours
Concept of Matter, Life and Universe, Gravity, Sage Agastya's Model of Battery, Velocity of Light, Vimāna: Aeronautics, Vedic Cosmology and Modern Concepts, History and Culture of Astronomy, Sun, Earth, Moon, Eclipses, Rotation of Earth, Concepts of Zero and Pi, Number System, Pythagoras Theorem and Vedic Mathematics.	

Course Outcomes: At the end of the course student will be able to

1.	Understand the relevance of studying history
2.	Comprehend the origin of Vedas and epics
3.	Realize the scientific value of the Traditional Knowledge of India
4.	Converting the Bhārātīya wisdom into the applied aspect of the modern scientific paradigm
5.	Preserve and disseminate Indian Knowledge Systems in Research and Societal applications

Course Outcomes Mapping with Program Outcomes & PSO

Program Outcomes→	1	2	3	4	5	6	7	8	9	10	11	12	PSO↓	
↓ Course Outcomes													1	2
HU1009-1.1	-	-	-	-	-	-	-	-	-	-	2	3	-	-
HU1009-1.2	-	-	-	-	-	-	-	-	-	-	3	3	-	-
HU1009-1.3	-	-	-	-	-	-	-	-	-	-	2	3	-	-
HU1009-1.4	-	-	-	-	-	-	-	-	-	-	2	2	-	-
HU1009-1.5	-	-	-	-	-	-	-	-	-	-	2	2	-	-

1: Low 2: Medium 3: High

REFERENCES:

1.	Tripati, R.S., "History of Ancient India", Motilal Banarsidass, 1942.
-----------	---

2.	Mahajan, V.D.. “Ancient India”, S. Chand and Company, 1985.
3.	Ramasubramanian, K., & Srinivas, M.D., “Development of Calculus in India”, 2010.
4.	Ramasubramanian, K., Srinivas, M.D., & Sriram, M.S., “The Traditional Indian Planetary Model and its Revision by Nilakantha Somayaji”, 2011.
5.	Srinivas, M.D., “Proofs in Indian Mathematics”, Hindustan Book Agency, 2005.
6.	Srinivas, M.D., “The Algorithmic Approach of Indian Mathematics”, 2015.
7.	Srinivas, M.D. “Indian Tradition of Science: An Introductory Overview”, 2016.
8.	Rahika, M., & Balasubramanian, A.V., “Ayurvedic Principles of Food and Nutrition”, Part 1. Lok Swasthya Parampara Samvardhan Samithi, 1990.

University Core Courses

INTERNSHIP-I																
Course Code	UC1001-2					CIE Marks				100						
Teaching Hours/Week (L: T: P: S)	-					SEE Marks				-						
Total Hours of Pedagogy	80-90 Hours (During I/II semesters)					Total Marks				100 (Evaluation in I/II/III Semester and grades earned shall be included in IV Semester grade card)						
Credits	2					Exam Hours				--						
Course objective																
2. This course is meant to provide students an opportunity to be involved in Inter/ Intra Institutional Activities viz; Training with higher Institutions; Soft skill training organized by Training and Placement Cell of the institution; contribution at incubation/ innovation /entrepreneurship cell of the institution; participation in conferences/ workshops/ competitions etc.; Learning at Departmental Lab/ Tinkering Lab/ Institutional workshop; Working for consultancy/ research projects within the institution and Participation in all the activities of Institute’s Innovation Council.																
Activities: Refer Appendix B - 3.4 for details																
Course outcomes																
1. Experience the working in Inter / Institutional activities																
2. Work in teams and communicate efficiently both written and oral.																
3. Develop the ability to do work in different activities, which will provide the necessary understanding and contribute to the same and provide a foundation to undergo higher level training in subsequent internships.																
Course Outcomes Mapping with Program Outcomes & PSO																
Program Outcomes→		1	2	3	4	5	6	7	8	9	10	11	12	PSO↓		
↓ Course Outcomes														1	2	3
UC2001-1.1		3	1	-	-	1	-	-	-	2	3	1	-	-	-	-
UC2001-1.2		3	1	-	-	1	-	-	-	2	3	1	-	-	-	-
UC2001-1.3		3	1	-	-	1	-	-	-	2	3	1	-	-	-	-
1: Low 2: Medium 3: High																

INTERNSHIP - II			
Course Code:	UC2001-1	Course Type	UCC
Teaching Hours/Week (L: T: P: S)	-	Credits	08

Total Teaching Hours	-	CIE + SEE Marks	50+50												
Prerequisite															
Course Objectives:															
1.	This course is meant to provide students an avenue to understand the work environment, ethics and practices in an industry/organization and take up assignments/jobs in the future.														
Course Outcomes: At the end of the course student will be able to															
1.	Analyse and Develop technical solutions for a specific problem that is assigned to them.														
2.	Communicate ideas that are developed through brainstorming, presentation and prepare a report.														
3.	Understand and inculcate industry practices in their professional career.														
Course Outcomes Mapping with Program Outcomes & PSO															
Program Outcomes→	1	2	3	4	5	6	7	8	9	10	11	12	PSO↓		
↓ Course Outcomes													1	2	3
UC2001-1.1	3	2	-	-	1	1	-	-	2	3	1	-	1	1	1
UC2001-1.2	3	2	-	-	1	1	-	-	2	3	1	-	1	1	1
UC2001-1.3	3	2	-	-	1	1	-	-	2	3	1	-	1	1	1
1: Low 2: Medium 3: High															

MAJOR PROJECT

Course Code:	UC3001-1 & UC3002-1	Course Type:	UCC
Teaching Hours/Week (L: T: P: S):	24	Credits:	2+8
Total Teaching Hours:	-	CIE + SEE Marks:	(100+0) + 100+100

Course Objectives:

1.	To perform effective literature survey, identification of research problem / project idea.
2.	To develop skills of planning to execute the project
3.	To assess the needs and necessity of a project.
4.	To learn time management and documentation.
5.	To expose the students to research aspects like literature review, executing experiments and analysis of results.
6.	To expose the students to research aspects like literature review, executing experiments and analysis of results.

A group of students (not more than 4) is assigned to a guide/project supervisor. The students must do a thorough literature review and come out with a project plan. They are expected submit a project proposal (not more than 10 pages) including project idea, protocols, designs (if any), expected outcome, major requirements, and approximate budget. They shall present the same in a proposal seminar in front of the panel of internal examiners (involving guide) and shall get their proposal approved. The presentation must involve projected timeline of the project execution.

Assessment Details (both CIE and SEE)

CIE procedure: Shall involve project proposal, proposal seminar, continuous evaluation of the project progress by Guide and HOD. Monthly progress is evaluated.

Semester End Examination:

SEE procedure:

- i) Single discipline: Contribution to the project and the performance of each group member shall be assessed individually in semester end examination (SEE) conducted at the department.
- ii) Interdisciplinary: Contribution to the project and the performance of each group member shall be assessed individually in semester end examination (SEE) conducted separately at the departments to which the student/s belong to.

SCHEME OF EVALUATION:

Project demonstration, Viva voce

Total marks: 100 Marks

The distribution of marks shall be proportioned based on the type of the project and it is based on fulfilling the following requisites.

The evaluation of students is proposed to be done by internal faculty with active involvement of industrial personnel. The evaluation may be based on following criteria:

- Punctuality and Attendance " Interpersonal relations
- Sense of Responsibility
- Clarity of concepts, principles and procedures
- Self-expression/communication skills
- Report Writing Skills
- Creativity/conceiving new and unusual ideas

- Problem-solving skills

At the end of the project work course students are required to submit a working model of the equipment they have designed and developed or if it is a theoretical or experimental work, they are expected to study a detailed analysis and findings from their work.

Course Outcomes: At the end of the course student will be able to

1.	Use various methods or sources for finding literature and analyze data for relevance and appropriateness to the research project undertaken.
2.	Identify and propose suitable methods of analysis and/or design or develop appropriate experiments to address the specific research objectives.
3.	Apply suitable standardized method/s for experimental design.
4.	Analyze and interpret the research findings and compare with reported results to arrive at suitable conclusions.
5.	Adopt appropriate documentation protocol to organize research findings, learn good laboratory practices and work in a team.

Course Outcomes Mapping with Program Outcomes & PSO

Program Outcomes→	1	2	3	4	5	6	7	8	9	10	11	12	PSO↓
↓ Course Outcomes	1	2	3	4	5	6	7	8	9	10	11	12	1 2 3
UC3001-1/UC3002-1.1	-	1	-	-	2	2	3	1	-	-	-	1	1 2 2
UC3001-1/UC3002-1.2	-	1	2	1	1	-	1	2	1	-	1	1	1 2 2
UC3001-1/UC3002-1.3	-	1	2	2	1	-	1	1	1	1	1	1	1 2 2
UC3001-1/UC3002-1.4	1	3	2	2	1	2	2	3	3	3	3	2	1 2 2
UC3001-1/UC3002-1.5	-	1	1	-	1	2	2	3	3	3	3	1	1 2 2

1: Low 2: Medium 3: High

Open Elective Courses

LIST OF OPEN ELECTIVE COURSES

Sl No.	Department	Course Codes	Open Elective Courses
1	BT	BT1501-1	Bio Fuel Engineering
2	BT	BT1502-1	Solid Waste Management
3	CS	CS2501-1	Fundamentals of AI and ML
4	CS	CS2502-1	Introduction to Data Structures
5	CV	CV2501-1	Disaster Management
6	CV	CV2502-1	Environmental Hygiene, Sanitation and Waste Management
7	CV	CV2503-1	Environmental Impact Assessment
8	CV	CV2504-1	Introduction to Geoinformatics
9	CY	CY2501-1	Corrosion Science (Only for CV and ME)
10	CY	CY2502-1	Natural Products Chemistry (Only For BT)
11	EC	EC1501-1	Artificial Neural Network Systems
12	EC	EC1502-1	Introduction to MATLAB Programming: A Hands-on Approach (only for CV and BT)
13	EC	EC1503-1	Robotics
14	EC	EC2501-1	Consumer Electronics
15	EC	EC2502-1	PCB Design and Fabrication
16	EC	EC2503-1	Space Technology and Applications
17	EE	EE2501-1	Battery Management System
18	EE	EE2502-1	Biomedical Instrumentation
19	EE	EE2503-1	Electric Vehicle Technology
20	EE	EE2504-1	Fundamentals of PLC and its applications
21	EE	EE2505-1	Motors and Motor Control Circuits
22	EE	EE2506-1	Non-Conventional Energy sources
23	HU	HU1501-1	Elements of Yoga
24	HU	HU1502-1	Intellectual Property Rights
25	HU	HU1503-1	Introduction to German Language
26	HU	HU1504-1	Introduction to Japanese Language
27	HU	HU1505-1	National Cadet Corps: Organization, Functions & Capabilities
28	HU	HU1506-1	Overview of Indian Culture
29	HU	HU1507-1	Philosophy
30	HU	HU1508-1	Principles of Physical Education
31	HU	HU1509-1	Indian Culture – Dance *
32	HU	HU1510-1	Indian Culture – Music *
33	HU	HU1511-1	Engineering Ethics *
34	HU	HU1512-1	Art of Communication and Interpersonal Skills*
35	HU	HU2501-1	Common sense and Critical Thinking
36	HU	HU2502-1	Linguistics & Language Technology

37	IS	IS2501-1	Introduction to Cyber Security (except EC, EE, AM, AD, CC, CS, IS)
38	IS	IS2502-1	Python Application Programming
39	IS	IS2503-1	Software Engineering Practices
40	IS	IS2504-1	Web technologies
41	MA	MA1501-1	Graph Theory (for BT, CV, EC, EE, ME and RI)
42	MA	MA1502-1	Number Theory
43	MA	MA3501-1	Linear Algebra (for BT, CV, EE, ME and RI)
44	ME	ME1501-1	Automotive Engineering
45	ME	ME1502-1	Industrial Pollution Control
46	ME	ME1503-1	Sustainable Development Goals
47	ME	ME1504-1	Technology Innovation
48	MG	MG1501-1	Human Resource Management
49	MG	MG1502-1	Management Accounting and Control Systems
50	MG	MG1503-1	Operations and Quality Management
51	MG	MG1504-1	Organizational Behaviour
52	MG	MG1505-1	Taxation for Engineers
53	MG	MG1506-1	Working Capital Management
54	PH	PH2501-1	Nanotechnology
55	PH	PH2502-1	Optoelectronic Devices (EC, EE, CSE, ISE, AM and CC branches)
56	RI	RI2501-1	Autonomous Mobile Robots
57	RI	RI2502-1	Medical Robotics (for all except AI)
58	RI	RI2503-1	PLC Control of Hydraulic and Pneumatic Circuits (for all except AI)

*** For students admitted under Twinning Program**

BIOFUEL ENGINEERING				
Course Code:		BT1501-1	Course Type:	OEC
Teaching Hours/Week (L: T: P: S):		3:0:0:0	Credits:	03
Total Teaching Hours:		40	CIE + SEE Marks:	50+50
Teaching Department: Biotechnology				
Course Objectives:				
1.	To learn the fundamental concepts of biofuels, types of biofuels, their production technologies.			
2.	To learn the concepts of feedstock utilization and energy conversion technologies.			
UNIT-I				
Liquid Biofuels				15 Hours
Description and classification of Biofuels; Primary biomass: Plant Materials-Woody biomass, Lignocellulosic and agroindustrial by-products, starchy and sugary crops. Secondary biomass: Waste residues and co-products- wood residues, animal waste, municipal solid waste. Biomass production for fuel – algal cultures, yeasts (Lipid and carbohydrate). Production of biodiesel: Sources of Oils – edible and non-edible; Esterification and Transesterification. Free fatty acids; saponification; Single step and two step biodiesel production. Catalysts for biodiesel production – homogeneous (alkali/acidic) and heterogeneous; Lipase mediated process. General procedure of biodiesel production and purification Quality Control Aspects: GC analysis of biodiesel, fuel property measurements, ASTM (D-6751) and Indian standards (IS15607). Algal Biodiesel production. Production of Bioethanol: Bioethanol production using Sugar; Starch and Lignocellulosic feedstocks: Pretreatment of lignocellulosic feed stock				
UNIT-II				
Biohydrogen and Microbial Fuel Cells				15 Hours
Enzymes involved in H ₂ Production; Photobiological H ₂ Production: Biophotolysis and Photo fermentation; H ₂ Production by Fermentation: Biochemical Pathway, Batch Fermentation, Factors affecting H ₂ production, Carbon sources, Detection and Quantification of H ₂ . Reactors for biohydrogen production. Microbial Fuel cells: Biochemical Basis; Fuel Cell Design: Anode & Cathode Compartment, Microbial Cultures, Redox Mediators, Exchange Membrane, Power Density; MFC Performance Methods: Substrate & Biomass Measurements, Basic Power Calculations, MFC Performance: Power Density, Single vs Two-Chamber Designs, Wastewater Treatment Effectiveness; Advances in MFC.				
UNIT-III				
Recovery of Biological Conversion Products				10 Hours
Bio gasification of municipal solid waste: Anaerobic processing; Types of digesters, Biogas plant in India. Thermochemical processing: Planning an incineration facility, Incineration technologies: Mass burning system; Refuse derived fuel (RDF) system; modular incineration; Fluidized bed incineration; energy recovery; Fuel production through biomass incineration, Pyrolysis and gasification, hydrothermal				

processing.

Course Outcomes: At the end of the course student will be able to

1.	Mark the significance of biofuels and raw materials and Identify suitable feedstock for production of biofuels.
2.	Illustrate the production of liquid biofuels from various feed stocks.
3.	Demonstrate production of biohydrogen using microbial sources.
4.	Extend the concepts of microbial fuel cells towards development of specific application.
5.	Understand and apply the concepts of biochemical processing to harvest energy from waste products/streams.

Course Outcomes Mapping with Program Outcomes

Program Outcomes→	1	2	3	4	5	6	7	8	9	10	11	12
↓ Course Outcomes												
BT1501-1.1	-	2	-	-	-	-	-	-	1	-	-	-
BT1501-1.2	-	2	-	-	-	-	-	-	1	-	-	-
BT1501-1.3	-	2	-	-	-	-	-	-	1	-	-	-
BT1501-1.4	-	2	-	-	-	-	-	-	1	-	-	-
BT1501-1.5	-	2	-	-	-	-	-	-	1	-	-	-

1: Low 2: Medium 3: High

REFERENCE BOOKS:

1.	Drapcho, C. M., Nhuan, N. P. and Walker, T. H., "Biofuels Engineering Process Technology", Mc Graw Hill Publishers, New York, 2008.
2.	Jonathan R.M, Biofuels, "Methods and Protocols (Methods in Molecular Biology Series)", Humana Press, New York, 2009.
3.	Olsson L. (Ed.), "Biofuels (Advances in Biochemical Engineering/Biotechnology Series", Springer-Verlag Publishers, Berlin, 2007.
4.	Glazer, A. and Nikaido, H., "Microbial Biotechnology – Fundamentals of Applied Microbiology", 2 Ed., Cambridge University Press, 2007.
5.	Godfrey Boyle (Ed). "Renewable Energy- Power for sustainable future", 3 rd Ed. Oxford. 2012.
6.	Ramachandran, T. V., "Management of municipal solid waste", Environmental Engineering Series. Teri Press, 2016.

SOLID WASTE MANAGEMENT				
	Course Code:	BT1502-1	Course Type:	OEC
	Teaching Hours/Week (L: T: P: S):	3:0:0:0	Credits:	03
	Total Teaching Hours:	40	CIE + SEE Marks:	50+50
Teaching Department: Biotechnology				
Course Objectives:				
	1.	To learn types of solid wastes, collection, treatment and disposal methods.		
	2.	To understand various processing techniques and regulations of treatment and disposal.		
UNIT-I				
Introduction to Solid Wastes and its Segregation & Transportation				15 Hours
Solid waste – Definition, Sources of waste, Classification of Solid waste, Characteristics of Solid Waste (Physical, Chemical, Biological), Solid waste problems – impact on environment and health. Concept of waste reduction, recycling and reuse. Waste collection and segregation: Solid waste generation, Onsite handling and segregation of wastes at source, Collection and storage of municipal solid wastes, Equipment used and manpower required in collection, Collection systems and routes. Transportation: Transfer stations: types, location, maintenance, Methods and means of transportation.				
UNIT-II				
Processing Techniques, Recovery of Resources and Waste Disposal				15 Hours
Processing Techniques: Unit operations for separations and processing, mechanical and thermal volume reduction, Incineration of solid wastes – process and types of incinerators (liquid injection, rotary kiln and fluid bed), Biological processing – composting, vermicomposting, biomethanation, fermentation, Drying and dewatering of wastes. Recovery of Resources: Heat recovery in incineration process, energy recovery and conversion of products from biological processes. Dumping of solid wastes, Landfills – Types, site selection, preliminary design, operation, case study, Advantages and disadvantages of landfills, Leachate and landfill gases: Collection and treatment, Landfill disposal for hazardous wastes, biomedical waste.				
UNIT-III				
Solid Waste Management Rules and Planning Issues				10 Hours
Legislative trends and impacts: Major legislations, Government agencies. Municipal Solid Waste Management Act (1999), Hazardous Wastes (Handling and Management) Rules, Biomedical Waste (Handling and Management) Rule (1998), e-Waste (Management and Handling) Rule 2011. Planning and developing a site for solid waste management, Site Remediation: Assessment and Inspection, Remedial techniques, Siting guidelines.				
Course Outcomes: At the end of the course student will be able to				
	1.	Identify the sources, classification and characteristics of solid wastes		

2.	Develop insight into the collection, transfer, and transport of solid waste.
3.	Apply waste processing techniques and recovery of resources from the waste.
4.	Select the alternatives of solid waste disposals and its impacts.
5.	Acquire knowledge about solid and hazardous waste management legislative rules.

Course Outcomes Mapping with Program Outcomes

Program Outcomes→	1	2	3	4	5	6	7	8	9	10	11	12
↓ Course Outcomes												
BT1502-1.1	1	-	-	-	-	-	-	-	1	-	-	-
BT1502-1.2	1	1	-	-	-	1	1	-	1	-	-	-
BT1502-1.3	-	2	-	-	-	-	-	-	1	-	-	-
BT1502-1.4	-	2	-	-	-	1	1	-	1	-	-	-
BT1502-1.5	1	-	-	-	-	-	-	-	1	-	-	1

1: Low 2: Medium 3: High

REFERENCE BOOKS:

1.	Tchobanaglou, G., Theisen, H. and Vigil, S. A. "Integrated Solid Waste Management", McGraw – Hill. 1993.
2.	Tchobanoglous, G., Thiesen, H., Ellasen, "Solid Waste Engineering Principles and Management", McGraw – Hill, 1997.
3.	Landrefh, R. E. and Sundaresan, B. B. "Solid Waste Management in Developing Countries", Indian National Scientific Documentation Centre. New Delhi, 2000.

FUNDAMENTALS OF AI AND ML			
Course Code:	CS2501-1	Course Type:	OEC
Teaching Hours/Week (L: T: P: S):	3:0:0:0	Credits:	03
Total Teaching Hours:	40+0+0	CIE + SEE Marks:	50
Prerequisite	CS1002-1		
Teaching Department: Computer Science & Engineering			
Course Objectives:			
1.	Analyze the most fundamental knowledge to the students so that they can understand what the AI is.		
2.	Gain a historical perspective of AI and its foundations		
3.	Investigate applications of AI techniques in intelligent agents, expert systems, artificial neural networks and other machine learning models.		
4.	Experience AI development tools such as an ‘AI language’, expert system shell, and/or data mining tool.		
5.	Explore the current scope, potential, limitations, and implications of intelligent systems.		
UNIT-I			
Introduction			15 Hours
What is AI? Foundation of AI, Early History of AI, The Middle Ages and Dark Ages of AI, Renaissance, Future of AI. Intelligence of AI AI An Impossible Task, Animal Intelligence, Brain Size And Performance, Sensing And Movement, Subjective Intelligence, Iq Tests. Comparative Intelligence, Chapter No 1: Introduction and Intelligence (Page No 11-37)			
UNIT-II			
Classical Artificial Intelligence			15 Hours
Introduction, Expert Systems, Conflict Resolution, Multiple Rules, Forward Chaining, Backward Chaining, Problems With Expert Systems, Fuzzy Logic, Fuzzification, Fuzzy Rules, Defuzzification, Fuzzy Expert System, Problem Solving. Chapter No 2: Classical AI (Page No 38-45)			
UNIT-III			
Foundations of Machine Learning			10 Hours
What is machine learning? Applications of Machine learning, Understand Data, Types of machine learning: Supervised, Unsupervised, Reinforcement Learning, Theory of learning: feasibility of learning, error and noise, training versus testing, theory of generalization, bias and variance, learning curve,.			
Course Outcomes: At the end of the course student will be able to			
1.	Explain the fundamental understanding of the history of artificial intelligence (AI) and its foundation		
2.	Interpret the basic principles of AI in solutions that require problem solving, inference, perception, knowledge representation, and learning.		
3.	Describe the awareness and a fundamental understanding of various applications of AI techniques in intelligent agents, expert systems, artificial neural networks and other machine learning models		
4.	Identify and explain the proficiency developing applications in an ‘AI language’, expert system shell, or data mining tool.		
5.	Explain the fundamental concept and importance of machine learning.		

Course Outcomes Mapping with Program Outcomes													
	Program Outcomes→	1	2	3	4	5	6	7	8	9	10	11	12
	↓ Course Outcomes												
	CS2501-1.1	3	3	-	-	-	-	-	-	-	-	-	-
	CS2501-1.2	3	3	-	-	-	-	-	-	-	-	-	-
	CS2501-1.3	3	3	-	-	-	-	-	-	-	-	-	-
	CS2501-1.4	3	3	2	-	-	-	-	-	-	-	-	-
	CS2501-1.5	3	3	2	-	-	-	-	-	-	-	-	-
1: Low 2: Medium 3: High													
TEXTBOOKS:													
1.	Kevin Warwick, "Artificial Intelligence the basics", Typeset in Bembo by Wearset Ltd, Boldon, Tyne and Wear, Library of Congress Cataloging in Publication Data Warwick, K. ISBN: 978-0-415-56482-3 (hbk).												
REFERENCE BOOKS:													
1.	Stuart Russel and Peter Norvig, “Artificial Intelligence A Modern Approach”, Pearson 3 rd Edition , 2016.												
2.	Dan W Patterson, ”Introduction to Artificial Intelligence and Expert Systems”, Pearson, 1st edition 2015.												
3.	Elaine Rich, “Artificial Intelligence”, Mc Graw Hill 3rd Edition, 2017.												
E Books / MOOCs/ NPTEL													
1.	Practical Artificial Intelligence Programming With Java, Third Edition ,Mark Watson												
2.	Artificial Intelligence - http://www.nptelvideos.in/2012/11/artificial-intelligence.html												
3.	http://nptel.ac.in/courses/106105077/												
4.	https://www.udemy.com/artificial-intelligence												
5.	https://www.edx.org/course/artificial-intelligence-ai-columbiacx-csmm-101x-4												

INTRODUCTION TO DATA STRUCTURES			
Course Code:		CS2502-1	Course Type: OEC
Teaching Hours/Week (L:T:P:S):		3:0:0:0	Credits: 03
Total Teaching Hours:		40+0+0	CIE + SEE Marks: 50
Prerequisite		CS1001-1	
Teaching Department: Computer Science & Engineering			
Course Objectives:			
1.	Outline the concepts of data structures, types, operations, structures, pointers		
2.	Implement linear data structures stacks, queues and usage of stacks in various applications.		
3.	Implement the operations of singly linked lists		
4.	Identify and differentiate different types of binary trees and binary search trees data structures		
5.	Illustrate and classify threaded binary trees.		
UNIT-I			
Introduction			15 Hours
Data Structure, Classification (Primitive and non-primitive), data structure operations, Arrays, Pointers and structures, Dynamic Memory Allocation Functions,			
Linear Data Structures – Stacks			
Introduction and Definition, Representation of stack: Array and structure representation of stacks, Operations on stacks,			
Applications of Stack			
Conversion of Expressions, Evaluation of expressions, Recursion: Implementation, Simulating Recursion, examples on Recursion.			
UNIT-II			
Linear Data Structures – Queues			15 Hours
Introduction and Definition Representation of Queue: Array and Structure, representation of Queue, Various queue structures: ordinary queue, circular Queue			
Linear Data Structures - Linked Lists			
Definition and concepts singly linked List: Representation of link list in memory, Operations on singly Linked List, Circular Linked List, Doubly Linked List: Representation and Operations, Circular doubly Link list: Representation and Operations.			
UNIT-III			
Nonlinear Data Structures- Tree Data Structures			10 Hours
Basic Terminologies, Binary Trees: Properties, Representation of Binary Tree: Linear representation, Linked representation, Operations on Binary Tree: Insertion, traversals. Introduction to Binary Search Tree			
Course Outcomes: At the end of the course student will be able to			
1.	Acquire the fundamental knowledge of various types of data structures and pointers.		
2.	Apply the fundamental programming knowledge of data structures to design stack and use them for solving problems.		
3.	Apply the fundamental programming knowledge of data structures to design queues and use them for solving problems.		
4.	Design various functions for implementation of linked list.		
5.	Implement and apply the concept of binary trees and binary search tree data structure.		

Course Outcomes Mapping with Program Outcomes													
	Program Outcomes→	1	2	3	4	5	6	7	8	9	10	11	12
	↓ Course Outcomes												
	CS2502-1.1	-	-	-	-	-	-	-	-	-	-	-	-
	CS2502-1.2	3	1	2	-	-	-	-	1	-	-	-	1
	CS2502-1.3	3	2	2	-	-	-	-	1	-	-	-	1
	CS2502-1.4	3	2	-	-	-	-	-	1	-	-	-	1
	CS2502-1.5	-	-	-	-	-	-	-	-	-	-	-	-
1: Low 2: Medium 3: High													
TEXTBOOKS:													
1.	Aaron M. Tenenbaum, Yedidiah Langsam& Moshe J. Augenstein, “Data Structures using C”, Pearson Education/PHI, 2009.												
2.	Ellis Horowitz and Sartaj Sahni, “Fundamentals of Data Structures in C”, 2nd edition, Universities Press, 2014.												
REFERENCE BOOKS:													
1.	Seymour Lipschutz, “Data Structures, Schaum’s Outlines”, Revised 1st edition, McGraw Hill, 2014.												
E Books / MOOCs/ NPTEL													
1.	Data Structures Using C, ISRD Group, Tata McGraw Hill, 2006.												
2.	Data Structures Using C, Reema Thareja, 2nd edition, Oxford University Press, 2014												
3.	Introduction to Data Structures by edx , URL: https://www.edx.org/course/												
4.	Data structures by Berkley, URL: https://people.eecs.berkeley												
5.	Advance Data Structures by MIT OCW , URL: https://www.mooclab.club/												
6.	Data Structure by Harvard Extension School. URL: http://www.extension.harvard .												

DISASTER MANAGEMENT			
Course Code:	CV2501-1	Course Type	OEC
Teaching Hours/Week (L:T:P:S)	3:0:0:0	Credits	03
Total Teaching Hours	40	CIE + SEE Marks	50+50
Prerequisite	CV1002-1		
Teaching Department: Civil Engineering			
Course Objectives:			
1.	Understand difference between Disaster, Hazard, Vulnerability, and Risk.		
2.	Know the Types, Trends, Causes, Consequences and Control of Disasters		
3.	Apprehend Disaster Management Cycle and Framework.		
4.	Know the Disaster Management in India		
5.	Appreciate Applications of Science and Technology for Disaster Management.		
UNIT-I			
Understanding Disasters			04 Hours
Understanding the Concepts and definitions of Disaster, Hazard, Vulnerability, Risk, Capacity – Disaster and Development, and disaster management.			
Types, Trends, Causes, Consequences and Control of Disasters			10 Hours
Geological Disasters (earthquakes, landslides, tsunami, mining); Hydro-Meteorological Disasters (floods, cyclones, lightning, thunder-storms, hail storms, avalanches, droughts, cold and heat waves) Biological Disasters (epidemics, pest attacks, forest fire); Technological Disasters (chemical, industrial, radiological, nuclear) and Manmade Disasters (building collapse, rural and urban fire, road and rail accidents, nuclear, radiological, chemicals and biological disasters) Global Disaster Trends – Emerging Risks of Disasters – Climate Change and Urban Disasters			
UNIT-II			
Disaster Management Cycle and Framework			10 Hours
Disaster Management Cycle and Framework: Disaster Management Cycle – Paradigm Shift in Disaster Management Pre-Disaster – Risk Assessment and Analysis, Risk Mapping, zonation and Micro zonation, Prevention and Mitigation of Disasters, Early Warning System; Preparedness, Capacity Development; Awareness During Disaster – Evacuation – Disaster Communication – Search and Rescue – Emergency Operation Centre – Incident Command System – Relief and Rehabilitation – Post-disaster – Damage and Needs Assessment, Restoration of Critical Infrastructure – Early Recovery – Reconstruction and Redevelopment; IDNDR, Yokohama Strategy, Hyogo Framework of Action.			
Disaster Management in India			06 Hours
Disaster Management in India: Disaster Profile of India – Mega Disasters of India and Lessons Learnt, Disaster Management Act 2005 – Institutional and Financial Mechanism National Policy on Disaster Management, National Guidelines and Plans on Disaster Management; Role of Government (local, state and national), Non-Government and Inter-Governmental Agencies.			
UNIT-III			
Applications of Science and Technology for Disaster Management			06 Hours
Geo-informatics in Disaster Management (RS, GIS, GPS and RS) Disaster Communication System (Early Warning and Its Dissemination) Land Use Planning and Development Regulations Disaster Safe Designs and Constructions Structural and Non Structural Mitigation of Disasters S&T Institutions for Disaster Management in India			
Case Studies			04 Hours
Study of Recent Disasters (at local, state and national level), Preparation of Disaster Risk Management Plan of an Area or Sector, Role of Engineers in Disaster Management			
Course Outcomes: At the end of the course student will be able to			
1.	Explain Concepts, Types, Trends, Causes of Disasters		

2.	Describe Consequences and Control of Disasters
3.	Explain Disaster Management Cycle and Framework
4.	Explain the lesson learnt from the disasters in India and discuss the financial mechanism, roles and responsibilities of Non-Government and Inter-Governmental Agencies for Disaster management
5.	Describe the Applications of Science and Technology recent disasters, role of engineers for Disaster Management and prepare a report of Disaster Risk Management Plan.

Course Outcomes Mapping with Program Outcomes													
↓ Course Outcomes	Program Outcomes→	1	2	3	4	5	6	7	8	9	10	11	12
	CV2501-1.1	-	-	-	-	-	3	2	-	-	-	1	2
	CV2501-1.2	-	-	-	-	-	3	2	-	-	-	1	2
	CV2501-1.3	-	-	-	-	-	3	2	-	-	-	1	2
	CV2501-1.4	-	-	-	-	-	3	2	-	-	-	1	2
	CV2501-1.5	-	-	-	-	-	3	2	-	-	-	1	2

1: Low 2: Medium 3: High

TEXTBOOKS:	
1.	Noble, L. , "Introduction to environmental impact assessment. A Guide to Principles and Practice", 2nd edition, Oxford University Press, Don Mills, Ontario, 2010.
2.	Larry W. Canter, "Environmental Impact Assessment", McGraw Hill Inc. Singapore, 1996.

REFERENCE BOOKS:	
1.	Morris and Therivel, "Methods of Environmental Impact Assessment", 3rd edition. New York, NY: Routledge, 2009.
2.	Hanna, K. S., "Environmental impact assessment", Practice and Participation. 2nd edition. Oxford, University Press, Don Mills, Ontario, 2009.

E Books / MOOCs/ NPTEL	
1.	http://nptel.ac.in/courses/120108004/
2.	http://nptel.ac.in/courses/120108004/module3/lecture3.pdf

ENVIRONMENTAL HYGIENE, SANITATION AND WASTE MANAGEMENT				
Course Code:		CV2502-1	Course Type	OEC
Teaching Hours/Week (L:T:P:S)		3:0:0:0	Credits	03
Total Teaching Hours		40	CIE + SEE Marks	50+50
Prerequisite		CV1002-1		
Teaching Department: Civil Engineering				
Course Objectives:				
1.	Creation of awareness among student’s health issues and Swachh Bharath mission and the consequent responsibilities.			
2.	To understand the culture cleanliness, engineering applications in creation of ODF (Open defecation free) concept, Importance of legal & cultural issues related to Environmental Hygiene.			
3.	To know the importance of sanitation, gender sensitive sanitation issues & use of engineering technology in construction of toilets.			
4.	To know the importance of waste management system, wastewater audit and waste water treatment process.			
5.	To study the role of student in Swachh Bharata Abhiyan, solid and waste water treatment process.			
UNIT-I				
Prospective: Environmental Hygiene (EH), Sanitation, Solid Waste and Wastewater				06 Hours
Introduction- Swachh Bharath Mission (SBM)-Mission Objectives-Duration- Components Environmental Hygiene-Benefits-Sanitation-Waste Management. Work opportunities in Environmental Hygiene, Sanitation and Waste Management. Participatory Learning for Environmental Hygiene, Sanitation and Waste Management.				
Sociology of environmental hygiene management, solid waste and waste water and impacts				08 Hours
Open Defecation-Habits & attitude towards waste-Goals of SBA. Community Consciousness and Engagement on Sanitation Aspects, Roles & Responsibilities, Job Charts, Frequency, Schedules and Timelines in Swachhata Management, Culture of Cleanliness (Swachh Bharat Abhiyan), Behaviour Change Communication, Role of Habits and Attitudes in Environmental Hygiene Management, Waste and Wastewater Disposal; Change Management.				
UNIT-II				
Infrastructure for Sanitation				08 Hours
Containment-Preparation of toilets –Toilet Types Evaluation of Construction and Maintenance of Community, Public, Institutional and Individual Sanitation Infrastructure Toilets-Proportion and Number of toilets, Gender Sensitive Sanitation Facilities, Ramps for Differently Abled, Types – Indian and Western. Faecal Sludge treatment - Single / Twin pit, Eco San, Septic Tank and Formal Sewerage.				
Solid Waste Management				08 Hours
Swachh Survekshan- Solid Waste management- Steps- Waste Audit-Classification Methods of Solid Waste Disposal and Management-Composting-Different types of composting- Waste Minimization-Waste Management.				
UNIT-III				
Waste & Wastewater Audit				06 Hours

Waste Audit -Environmental Impact Assessment, Waste Characterization, Quantity Determination, Primary Collection Methods, Secondary Transportation.

Wastewater Audit-Water Budget, Types of Wastewater, Survey of Distribution Network and Feasibility of Various Wastewater Treatment Methods.

Swachh Bharath Mission and Inclusivity

04 Hours

Swachh Bharath Mission in rural & Urban Context-Gender Issues in sanitation. Role of women in Sanitation.

Course Outcomes: At the end of the course student will be able to

1.	Creation of awareness among student's health issues and Swachh Bharath mission and the consequent responsibilities.
2.	To understand the culture cleanliness, engineering applications in creation of ODF (Open defecation free) concept, Importance of legal & cultural issues related to Environmental Hygiene.
3.	To know the importance of sanitation, gender sensitive sanitation issues & use of engineering technology in construction of toilets.
4.	To know the importance of waste management system, wastewater audit and waste water treatment process.
5.	To study the role of student in Swachh Bharata Abhiyan, solid and waste water treatment process.

Course Outcomes Mapping with Program Outcomes

Program Outcomes→ ↓ Course Outcomes	1	2	3	4	5	6	7	8	9	10	11	12
CV2502-1.1	1	1	-	-	-	2	3	2	-	-	-	-
CV2502-1.2	1	1	-	-	-	2	3	2	-	-	-	-
CV2502-1.3	1	1	-	-	-	2	3	2	-	-	-	-
CV2502-1.4	1	1	-	-	-	2	3	2	-	3	-	-
CV2502-1.5	1	1	-	3	-	2	3	2	-	-	-	3

1: Low 2: Medium 3: High

TEXTBOOKS:

1. Joanne E. Drinan and Frank Spellman, "Water and Wastewater Treatment: A Guide for the Non-engineering Professional".
2. M. S. Bhatt and Asheref Illiyan, "Solid Waste Management: An Indian Perspective".
3. Jagbir Singh, "Solid Waste Management: Present and Future Challenges".
4. M. S. Bhatt, "Solid Waste Management: An Indian Perspective".
5. T. V. Ramachandra, "Management of Municipal Solid Waste".
6. Syed R. Qasim, "Wastewater Treatment Plants: Planning, Design and Operation".

REFERENCE BOOKS:

1. Swachhbharatmission.gov.in/
2. <https://www.india.gov.in/swachh-bharat-mission-gramin-portal>
3. <https://www.swachhsurvekshan2018.org/>
4. <https://zerowasteurope.eu/>
5. www.zerowasteindia.in/

E Books / MOOCs/ NPTEL

1. http://www.un.org/waterforlifedecade/pdf/award_south_africa_eng_for_web.pdf
2. <http://www.sulabhinternational.org>
3. <http://swachhbharatmission.gov.in/sbmcms/writereaddata/images/pdf/Guidelines>

/Complete-set-guidelines.pdf

ENVIRONMENTAL IMPACT ASSESSMENT													
Course Code:				CV2503-1			Course Type				OEC		
Teaching Hours/Week (L:T:P:S)				3:0:0:0			Credits				03		
Total Teaching Hours				40			CIE + SEE Marks				50+50		
Prerequisite				CV1002-1									
Teaching Department: Civil Engineering													
Course Objectives:													
1.	Identify the need to assess and evaluate the impact of projects on environment.												
2.	Explain major principles of environmental impact assessment.												
3.	Understand the different steps within environmental impact assessment.												
4.	Appreciate the importance of EIA for sustainable development and a healthy environment.												
UNIT-I													
Evolution of EIA											16 Hours		
Concepts of EIA, EIA methodologies (Adhoc, Network Analysis, Checklists, Map overlays, Matrix method), Screening and scoping, Rapid EIA and Comprehensive EIA, General Framework for Environmental Impact Assessment, EIA Specialized areas like environmental health impact assessment, Environmental risk analysis.													
UNIT-II													
											14 Hours		
Baseline data study, Prediction, and assessment of impacts on physical, biological, and socio-economic environment, Legislative and environmental clearance procedures in India, Public participation, Resettlement, and rehabilitation.													
UNIT-III													
											10 Hours		
Fault free analysis, Consequence Analysis, Introduction to Environmental Management Systems, Environmental management plan-Post project monitoring Environmental Audit: Cost Benefit Analysis, Life cycle Assessment. Case studies on project, regional and sectoral EIA.													
Course Outcomes: At the end of the course student will be able to													
1.	Understand phenomena of impacts and know the impact quantification of various projects in the environment.												
2.	Liaise with and list the importance of stakeholders in the EIA process.												
3.	Know the role of public in EIA studies.												
4.	Overview and assess risks posing threats to the environment.												
5.	Assess different case studies/examples of EIA in practice.												
Course Outcomes Mapping with Program Outcomes													
	Program Outcomes→	1	2	3	4	5	6	7	8	9	10	11	12
	↓ Course Outcomes												
	CV2503-1.1	1	1	-	-	-	2	3	2	-	-	-	-
	CV2503-1.2	1	1	-	-	-	2	3	2	-	-	-	-
	CV2503-1.3	1	1	-	-	-	2	3	2	-	-	-	-

	CV2503-1.4	1	1	-	-	-	2	3	2	-	3	-	-
	CV2503-1.5	1	1	-	3	-	2	3	2	-	-	-	3
1: Low 2: Medium 3: High													
TEXTBOOKS:													
1.	Noble, L., "Introduction to environmental impact assessment. A Guide to Principles and Practice", 2nd edition, Oxford University Press, Don Mills, Ontario, 2010.												
2.	Larry W. Canter, "Environmental Impact Assessment", McGraw Hill Inc. Singapore, 1996.												
REFERENCE BOOKS:													
1.	Morris and Therivel, "Methods of Environmental Impact Assessment", 3rd edition. New York, NY: Routledge, 2009.												
2.	Hanna, K. S., "Environmental impact assessment. Practice and Participation". 2nd edition. Oxford, University Press, Don Mills, Ontario, 2009.												
E Books / MOOCs/ NPTEL													
1.	http://nptel.ac.in/courses/120108004/												
2.	http://nptel.ac.in/courses/120108004/module3/lecture3.pdf												

INTRODUCTION TO GEOINFORMATICS				
Course Code:		CV2504-1	Course Type	OEC
Teaching Hours/Week (L:T: P:S)		3:0:0:0	Credits	03
Total Teaching Hours		40	CIE + SEE Marks	50+50
Prerequisite		CV1001-1, CV1002-1		
Teaching Department: Civil Engineering				
Course Objectives:				
1.	Explain the basic principles of Geoinformatics comprising Remote sensing, Photogrammetry, GPS, GNSS & GIS.			
2.	Explain the stages and techniques of photogrammetry, aerial photo interpretation, visual & digital image processing, enhancement and interpretation.			
3.	Explain and Appraise GIS - its components, data structures, process and operation, Map and its projections, components, preparation and overlays			
4.	Explain the GIS functionality and Appraise the significance of GEOINFORMATICS (Photogrammetry, RS, GPS, GNSS & GIS) in real world applications.			
UNIT-I				
				16 Hours
Remote sensing and its Principles: Physics of remote sensing, EM spectrum, Blackbody concept, atmospheric windows, spectral response of common earth features. Platforms & Sensors: Ground based, Air borne and Space borne platforms, Active and Passive Sensors, Photographic sensors, scanners, radiometers, RADAR and thermal infrared, hyper spectral remote sensing, Indian satellites and sensors: capabilities, data products Photogrammetry: Basic principles of Aerial photography and Photogrammetry, Flight procedures, Aerial Photo Interpretation and Analysis techniques. Satellite Image Interpretation and Analysis techniques: Visual & Digital Image interpretation, Interpretation elements, False Colour Composites (FCC).				
UNIT-II				
				15 Hours
Digital Image Processing and Analysis: Digital image formats, pre-processing and processing (DIP), image restoration/enhancement procedures, information extraction, pattern recognition concepts, post processing procedures. Geographic Information System -concept and spatial models: Fundamentals of GIS, spatial and non-spatial data, vector and raster GIS, GIS Hardware and software, georeferencing, digitization, thematic maps, Overlay Analysis, Operation of GIS, Co-ordinate systems and map projections, Map scale, data display and cartography.				
UNIT-III				
				09 Hours
Geoinformatics and Virtual GIS: Modern Surveying and Geoinformatics, GPS & GNSS, GIS Functionality: Introduction, data acquisition, preliminary data processing, data storage and retrieval, spatial search and analysis, graphics and interaction, Virtual GIS and Real world applications.				
Course Outcomes: At the end of the course student will be able to				
1.	Define and explain the principles of Remote Sensing and list various types of platforms, sensors & resolutions in RS with a special reference to Indian satellites and data products.			
2.	Explain Photogrammetry, its basic principles, elements of photo interpretation, Visual & Digital Image interpretation techniques			

3.	Explain different stages involved in Digital Image Processing, various image enhancement techniques, list and classify the digital image formats and the extracted information for various purposes.
4.	Explain and Appraise GIS - its components, data structures, process and operation, Map and its projections, components, preparation and Overlays.
5.	Explain the GIS functionality and appraise the significance of GEOINFORMATICS (Photogrammetry, RS, GPS, GNSS & GIS) and Virtual GIS in real world applications.

Course Outcomes Mapping with Program Outcomes

Program Outcomes→	1	2	3	4	5	6	7	8	9	10	11	12
↓ Course Outcomes												
CV2504-1.1	2	2	-	-	-	2	-	-	-	-	-	-
CV2504-1.2	2	2	-	-	-	2	1	-	-	-	-	-
CV2504-1.3	2	2	-	-	-	2	1	-	-	-	-	-
CV2504-1.4	2	2	-	-	-	2	1	-	-	-	-	-
CV2504-1.5	2	2	-	-	-	2	1	-	-	-	-	-

1: Low 2: Medium 3: High

TEXTBOOKS:

1. Anji Reddy, M, "Text Book of Remote Sensing and Geographical Information Systems", Fourth Edition, BS Publication, Hyderabad, 2012.
2. Bhatta, Basudeva, "Remote Sensing and GIS", 2nd edition, Oxford University Press, N. Delhi, 2011.
3. Lillesand, T.M., Kiefer, R.W and Chipman, J. W., "Remote sensing and Image Interpretations", 7th edition, John Wiley and sons, New Delhi, 2015.

REFERENCE BOOKS:

1. Anji Reddy, M. and Hari Shankar, Y., "Digital Image Processing", BS Pub., Hyd, 2006.
2. Bernhardsen, Tor, "Geographic Information Systems", 3rd Ed., Wiley India, Delhi, 2002.
3. Canada Centre for Remote Sensing, Fundamentals of Remote sensing-Tutorial, 2011.
4. Chang, Kang-tsung, "Introduction to Geographic Information Systems", 4th Ed., Tata McGraw Hill Publishing Company Limited, New Delhi, 2008.
5. Korte, George B., "The GIS Book", Onword Press, Thomson Learning Inc., USA, 2001.
6. Kumar, S., "Basics of Remote sensing and GIS", Laxmi Publications (P) Ltd., Delhi, 2008.
7. Longler, Paul A., Goodchild, Michael F., Maguire, David J., Rhind. David W., "Geographic Information Systems and Science", John Wiley & Sons Ltd., ESRI Press, 2004.
8. Sabins, F. L., "Remote Sensing: Principles and Interpretation" 3rd edn. WH Freeman and Company, New York, 1997.

E Books / MOOCs/ NPTEL

1. <https://www.youtube.com/user/edusat2004>
2. <https://eclass.iirs.gov.in/login>

CORROSION SCIENCE			
Course Code:	CY2501-1	Course Type	OEC
Teaching Hours/Week (L:T:P: S)	3:0:0:0	Credits	03
Total Teaching Hours	40	CIE + SEE Marks	50+50
Prerequisite	CY1001-1		
Teaching Department: Chemistry			
Course Objectives:			
1.	To provide fundamental understanding aspects of electrochemistry and material science related to corrosion. To understand the types of corrosion attacking on the metal and its preventions.		
2.	To impart knowledge on corrosion science and its applications to the engineering materials.		
3.	To identify practice for the prevention and remediation of the corrosion. To provide methodologies for measuring the corrosion performance of materials.		
UNIT-I			
Fundamentals of Corrosion			09 Hours
Definition, cost of corrosion, Corrosion Damage and consequences, Classification of corrosion, Electrochemical Aspects of corrosion, Electrochemical reactions, Different Environmental aspects, polarization and passivity, Corrosion Rate Expression, Determination. Standard electrode potential, EMF and Galvanic series, Potential-pH (Roubaix Diagram).			
Forms of Corrosion			08 Hours
Galvanic corrosion, Crevices corrosion, Filiform corrosion, Pitting corrosion, Uniform corrosion and Atmospheric corrosion, Inter granular corrosion, Selective leaching, Erosion corrosion, Cavitation damage, Stress corrosion , Impingement attack, Inlet tube corrosion, Corrosion fatigue, Hydrogen blistering, Hydrogen embrittlement.			
UNIT-II			
Corrosion at Elevated Temperature			08 Hours
High temperature materials, Metal oxides, Pilling bed worth rule, oxide defect structure, Hot corrosion, Corrosion of mineral acids-corrosion of steel, stainless steel, Cu and Al.			
Corrosion Testing			07 Hours
Weight loss method, Tafel extrapolation test, linear polarization test and AC impedance method.			
UNIT-III			
Corrosion Prevention Methods			08 Hours
Materials Selections, Design, Change of the environments: Atmospheric corrosion, Control of atmospheric corrosion, Changing medium, Inhibitors, Cathodic and Anodic protection, Protective coatings.			
Course Outcomes: At the end of the course student will be able to			
1.	Explain the fundamentals of difference in electrode potential across an interface in particular a metal/ electrolyte and the relationship between rates of electrochemical reactions and the potential drop across interfaces.		
2.	Analyze the causes and mechanisms of various types of corrosion including uniform, galvanic, crevice, pitting, inter granular and various modes of environmentally cracking. Acquire knowledge of influence of a materials composition, the effect of an electrolytes composition on the corrosion of metals and microstructure on its corrosion performance.		
3.	Identify the materials that will exhibit adequate corrosion resistance in a particular environment and remedial action that will reduce corrosion to a acceptable level. Explain the concepts of different measuring techniques of corrosion.		

Course Outcomes Mapping with Program Outcomes													
	Program Outcomes→	1	2	3	4	5	6	7	8	9	10	11	12
	↓ Course Outcomes												
	CY2501-1.1	3	3	3	-	-	1	1	-	-	-	-	-
	CY2501-1.2	3	3	3	-	-	1	1	-	-	-	-	-
	CY2501-1.3	3	3	3	-	-	1	1	-	-	-	-	-
1: Low 2: Medium 3: High													
TEXTBOOKS:													
1	Mars G Fontana, "Corrosion Engineering", 3 rd Edition, Tata Mcgraw-Hill Edition.												
REFERENCE BOOKS:													
1	Chamberlian and K. Trethway, "Corrosion", Longman scientific and technical, John Wiley and Sons.												

NATURAL PRODUCTS CHEMISTRY														
	Course Code:				CY2502-1			Course Type				OEC		
	Teaching Hours/Week (L:T:P: S)				3:0:0:0			Credits				03		
	Total Teaching Hours				40			CIE + SEE Marks				50+50		
	Prerequisite				CY1001-1									
Teaching Department: Chemistry														
Course Objectives:														
1.	Identify the structure of terpenoids and their biosynthesis. Elucidate the structure of β -carotene, haemoglobin and chlorophyll.													
2.	Understand the chemistry underlying steroids and sex hormones. Get introduced to the different types of prostaglandins as well as theory and chemistry behind natural dyes.													
3.	Gain knowledge on general methods of structural determination of some of the important alkaloids.													
UNIT-I														
Terpenoids & Carotenoids												08 Hours		
Introduction and classification, isoprene rules, general methods of determination of structure of terpenoids. Structure elucidation of the following terpenoids-geraniol, α -pinene, camphene and farnesol. Biosynthesis of terpenoids.														
Introduction and classification of carotenes. Structural elucidation of β -carotene.														
Porphyrins												07 Hours		
Introduction to porphyrins, structure and degradation products of haemoglobin and chlorophyll.														
UNIT-II														
Steroids												08 Hours		
Introduction, Dile's hydrogenation. Chemistry of cholesterol, Blanc's rule, Barbier-Wielman degradation, Oppenauer oxidation. Constitution of bile acids.														
Sex hormones: Chemistry of oestrone, progesterone, androsterone and testosterone.														
Prostaglandins & Natural Dyes												08 Hours		
Introduction, nomenclature, classification, and biological role of prostaglandins. Structure elucidation of PGE ₁ , Biosynthesis of PGE ₂ and PGF _{2α} .														
Introduction, Witt's theory of colour, methods of dyeing, chemical constitution of alizarin.														
UNIT-III														
Alkaloids												09 Hours		
Definition, Classification and isolation of alkaloids. General methods of structural determination of alkaloids. Detailed study of structure elucidation of the following alkaloids- papaverine, cinchonine and nicotine.														
Course Outcomes: At the end of the course student will be able to														
1	Elucidate the structure of terpenoids like geraniol, a-pinene, camphene and farnesol. Explain the structural chemistry of carotenoids and porphyrins.													
2	State the basic reactions governing steroids and sex hormones. Explain the biological role and structure of prostaglandins and state the methods employed for dyeing.													
3	Apply the general methods of structural determination to elucidate the structure of alkaloids like papaverine, cinchonine and nicotine.													
Course Outcomes Mapping with Program Outcomes														
	Program Outcomes→	1	2	3	4	5	6	7	8	9	10	11	12	
	↓ Course Outcomes													

CY2502-1.1	3	3	-	-	-	1	1	-	-	-	-	-
CY2502-1.2	3	3	-	-	-	1	1	-	-	-	-	-
CY2502-1.3	3	3	-	-	-	1	1	-	-	-	-	-

1: Low 2: Medium 3: High

TEXTBOOKS:

1.	4. Agarwal, "Organic Chemistry of Natural Products", Vol.-I & Vol.-II, O.P. Goel Publishing House, 2014.
-----------	---

REFERENCE BOOKS:

1.	K. Nakanishi, T. Goso, S. Ito, S. Natori and S. Nozoe, "Natural Products Chemistry", Vol. I & II, Academic Press, Ny, 1974.
2.	Gurudeep R. Chatwal, "Organic Chemistry of Natural Products", Vol. I & II, Himalaya Publishing House, 2013.
3.	G.A. Swal, "An Introduction to Alkaloids", Backwell Scientific Publications, 1967.
4.	Hand book of naturally occurring Compounds, Vol. II, terpenes, T.K. Davon, A.I. Scott, Academic Press, Ny, 1974.

ARTIFICIAL NEURAL NETWORK SYSTEMS													
Course Code:				EC1501-1			Course Type				OEC		
Teaching Hours/Week (L: T: P: S)				3:0:0:0			Credits				03		
Total Teaching Hours				40+0+0+0			CIE + SEE Marks				50+50		
Teaching Department: Electronics & Communication Engineering													
Course Objectives:													
1.	To learn basic building blocks of ANNs and its terminology												
2.	To understand the working of McCulloch-Pitts Neuron and different types of learning rules												
3.	To understand decision regions, discriminant functions and training concept												
4.	To understand the working of perceptron as classifier												
5.	To understand the mathematics behind different types of single layer feedback networks												
UNIT-I													
Introduction to Artificial Neural networks											16 Hours		
Introduction, Basic building blocks: network architecture, setting the weights, activation functions, ANN terminologies: weights, activation functions, bias, threshold, McCulloch-Pitts Neuron Model, Learning Rules													
UNIT-II													
Single Layer Perceptron Classifiers											15 Hours		
Classification Model, Features, and Decision Regions, Discriminant Functions, Linear Machine and Minimum Distance Classification, Nonparametric Training Concept, Training and Classification Using the Discrete Perceptron: Algorithm and Example, Single-Layer Continuous Perceptron Networks for Linearly Separable Classifications, Multicategory Single-Layer Perceptron Networks													
UNIT-III													
Single-Layer Feedback Networks											09 Hours		
Basic Concepts of Dynamical Systems, Mathematical Foundations of Discrete-Time Hopfield Networks, Mathematical Foundations of Gradient-Type Hopfield Networks. Transient Response of Continuous-Time Networks, Relaxation Modeling in Single-Layer Feedback Networks													
Course Outcomes: At the end of the course student will be able to													
1.	Describe the building blocks of artificial neural and terminologies												
2.	Describe the working of neural network and learning rules												
3.	Describe training of Single layer perceptron and classification using it.												
4.	Explain use of Single layer perceptron for linearly separable and multicategory problems												
5.	Explain the mathematics behind different single-layer feedback networks												
Course Outcomes Mapping with Program Outcomes													
	Program Outcomes→	1	2	3	4	5	6	7	8	9	10	11	12
	↓ Course Outcomes												
	EC1501-1.1	3	-	-	-	-	-	-	-	-	-	-	-
	EC1501-1.2	3	-	-	-	-	-	-	-	-	-	-	-
	EC1501-1.3	3	-	-	-	-	-	-	-	-	-	-	-
	EC1501-1.4	3	-	-	-	-	-	-	-	-	-	-	-
EC1501-1.5	3	-	-	-	-	-	-	-	-	-	-	-	
1: Low 2: Medium 3: High													
TEXTBOOKS:													

1.	S. N. Sivanandam, S. Sumathi, S. N. Deepa, “Introduction to Neural Networks Using MATLAB 6.0”, Tata McGraw-Hill Education, 2006
2.	Jacek M. Zurada “Introduction to Artificial Neural Systems”, 1st Edition, St. Paul West Publishers-USA, 1992.
3.	Michael A Neilsen, “Neural Networks and Deep Learning”, Determination Press, 2015

INTRODUCTION TO MATLAB PROGRAMMING: A HANDS-ON APPROACH			
Course Code:	EC1502-1	Course Type	OEC
Teaching Hours/Week (L: T: P: S)	2:0:2:0	Credits	03
Total Teaching Hours	27+0+26+0	CIE + SEE Marks	50+50
Teaching Department: Electronics & Communication Engineering Offered to Civil & BT			
Course Objectives:			
1.	To demonstrate basic understanding of MATLAB programming		
2.	To use and write functions		
3.	To use MATLAB programming for image processing		
Unit-I			27 Hours
<p>Introduction to MATLAB: Starting MATLAB and familiarization with its user interface, syntax and semantics, ways in which MATLAB provides help, create plots in MATLAB.</p> <p>Matrices and Operators: defining matrices, manipulation of matrices, extract parts of them and combine them to form new matrices, use of operators to add, subtract, multiply, and divide matrices, and we will learn that there are several different types of multiplication and division.</p> <p>Functions: creating reusable functions, how the environment inside a function is separated from the outside via a well-defined interface through which it communicates with that outside world, define a function to allow input to it when it initiates its execution.</p> <p>Programmer's Toolbox: polymorphism and how MATLAB exploits it to change a function's behavior on the basis of the number and type of its inputs, random number generator, how to get input from the keyboard, how to print to the Command Window, and how to plot graphs in a Figure window, how to find programming errors with the help of the debugger, how to print to the Command Window, and how to plot graphs in a Figure window, how to find programming errors with the help of the debugger.</p> <p>Selection Statement and Loops: how to use the if-statement, how to use relational operators and logical operators, how to write polymorphic functions and how to make functions resistant to error, the for-loop and the while-loop, how the break-statement works, nested loops, logical indexing and implicit loops.</p> <p>Data Types: character arrays and how the characters in them are encoded as numbers, string and datetime datatype, how to produce heterogeneous collections of data via structs and cells.</p> <p>File Input/Output: reading and writing files, how to create, read from, and write into MAT-files, Excel files, text files, and binary files, how to navigate among folders with MATLAB commands.</p> <p>Image Processing using MATLAB: pre-processing – conversion of color image to gray scale image, decomposition of color images to single color component image, histogram of image, thresholding</p>			
List of Experiments			
5. 1	Starting MATLAB and familiarization with its user interface, syntax and semantics, ways in which MATLAB provides help, create plots in MATLAB.		
6. 2	Defining matrices, manipulation of matrices, extract parts of them and combine them to form new matrices, use of operators to add, subtract, multiply, and divide matrices, and we will learn that there are several different types of multiplication and division.		
7. 3	creating reusable functions, how the environment inside a function is separated from the outside via a well-defined interface through which it communicates with that outside world, define a function to allow input to it when it initiates its execution.		
8. 4	Polymorphism and how MATLAB exploits it to change a function's behavior on the basis of the number and type of its inputs, random number generator, how to get input from the keyboard, how to print to the Command Window		

9. 5	How to plot graphs in a Figure window, how to find programming errors with the help of the debugger, how to print to the Command Window, and how to plot graphs in a Figure window, how to find programming errors with the help of the debugger.
10.6	How to use the if-statement, how to use relational operators and logical operators, how to write polymorphic functions and how to make functions resistant to error.
11.7	The for-loop and the while-loop, how the break-statement works, nested loops, logical indexing and implicit loops.
12.8	Character arrays and how the characters in them are encoded as numbers, string and datetime datatype, how to produce heterogeneous collections of data via structs and cells.
13.9	Reading and writing files, how to create, read from, and write into MAT-files, Excel files, text files, and binary files, how to navigate among folders with MATLAB commands.
14.10	Reading an image, saving, basic manipulation of images, arithmetic operations
15.11	Pre-processing – conversion of color image to gray scale image, decomposition of color images to single color component image.
16.12	Histogram processing.
17.13	Thresholding operation.

Course Outcomes: At the end of the course student will be able to

1.	Use matrices and operators in MATLAB programming
2.	Use and write functions; use MATLAB toolbox
3.	Use toolbox and selection statement in MATLAB programming
4.	Write MATLAB programs using loops and summarize data types
5.	Summarize file input/output methods using MATLAB commands and apply pre-processing and thresholding operations on images

Course Outcomes Mapping with Program Outcomes

Program Outcomes→ ↓ Course Outcomes	1	2	3	4	5	6	7	8	9	10	11	12
EC1502-1.1	1	-	-	-	3	-	-	-	-	-	-	-
EC1502-1.2	1	-	-	-	3	-	-	-	-	-	-	-
EC1502-1.3	1	-	-	-	3	-	-	-	-	-	-	-
EC1502-1.4	1	-	-	-	3	-	-	-	-	-	-	-
EC1502-1.5	1	-	-	-	3	-	-	-	-	-	-	-

1: Low 2: Medium 3: High

TEXTBOOKS:

- Stormy Attaway, “Matlab: A Practical Introduction to Programming and Problem Solving”, Second Edition, Butterworth-Heinemann, 2011
- Fitzpatrick and Ledeczi, “Computer Programming with MATLAB”, eBook, 2013
- Rafael C. Gonzalez, Richard E. Woods and Steven L. Eddins, Digital Image Processing using MATLAB, first edition, Dorling Kindersley Pvt Ltd, 2006.

REFERENCE BOOKS:

- Duane C. Hanselman, Bruce L. Littlefield, “Mastering MATLAB” , first edition, Pearson, 2011

E Books / MOOCs/ NPTEL

- <https://nptel.ac.in/courses/103/106/103106118/>
- <https://www.coursera.org/learn/matlab>

ROBOTICS				
Course Code:		EC1503-1	Course Type	OEC
Teaching Hours/Week (L: T: P: S)		3:0:0:0	Credits	03
Total Teaching Hours		40+0+0+0	CIE + SEE Marks	50+50
Teaching Department: Electronics & Communication Engineering				
Course Objectives:				
1.	Understand Anatomy of a robot.			
2.	Analyse the robot motion using translation and rotational matrix.			
3.	Discuss Robot trajectory planning and robot control.			
4.	Categorise the various sensors used in robotics			
5.	Understand the robot programming.			
UNIT-I				
Introduction			16 Hours	
Definition, anatomy of robot, classification configurations, robot links and joints, robot specifications, resolution accuracy and repeatability, simple numerical problems, robot drive systems, hydraulic, pneumatic and electric drive systems, wrist and its motions, end effectors, types of end effectors, mechanical & Non-mechanical grippers, methods of constraining parts in grippers.				
Motion analysis				
Direct kinematics and inverse kinematics, 3D homogeneous transformations, rotation, translation and displacement matrix, composite rotation matrix, rotation matrix about an arbitrary axis.				
UNIT-II				
Control and trajectory planning			15 Hours	
Trajectory planning, definition, steps in trajectory planning, joint space techniques, use of a p-degree polynomial as interpolation function, cubic polynomial trajectories, linear function with parabolic blends, joint space verses, simple numerical problems on joint space trajectory planning.				
Sensors				
Classification, Types- Contact & Non-Contact sensors.				
Machine Vision				
Machine vision, functions of machine vision system, sensing and digitizing, imaging devices, analog to digital signal conversion, quantization and encoding, simple numerical problems, image storage, image processing and analysis, image data reduction, segmentation, feature extraction, object recognition, robotic machine vision applications, inspection, identification, visual surveying and navigation.				
UNIT-III				
Programming			09 Hours	
Introduction to robot programming, robot cell layout, work cell control and interlocks, manual programming, lead through and walkthrough programming, off-line programming, robot programming languages, examples				
Course Outcomes: At the end of the course student will be able to				
1.	Explain the working principle, various performance parameters of robots and identify the types of robots employed in industry.			
2.	Discuss the concept of direct and inverse kinematics. Determine the position and orientation of End-Effector subjected to transformations. Demonstrate the applications of Denavit-Hartenberg (DH) method for different robot configurations.			
3.	Determine the technique of trajectory planning, control schemes for robot joints and understand the types of the sensors used in robotics.			
4.	Apply engineering knowledge in robot visual surveying and navigation.			

5.	Analyze and formulate different types of robot cell layouts and use modern tools to write robot programs for different tasks.												
Course Outcomes Mapping with Program Outcomes													
	Program Outcomes→	1	2	3	4	5	6	7	8	9	10	11	12
	↓ Course Outcomes												
	EC1503-1.1	3	2	2	1	-	-	-	-	-	-	-	1
	EC1503-1.2	3	3	2	2	-	-	-	-	3	3	-	1
	EC1503-1.3	3	2	2	2	-	-	-	-	3	3	-	1
	EC1503-1.4	3	2	2	1	-	-	-	-	-	-	-	1
	EC1503-1.5	3	3	3	2	2	-	-	-	-	-	-	1
1: Low 2: Medium 3: High													
TEXTBOOKS:													
1.	R. K. Mittal and I. J. Nagrath, “Robotics and Control”, Tata-McGraw-Hill Publications, 2007.												
2.	Mikell P. Groover, Mitchel Weiss, Roger N. Nagel and Nicholas G. Odrey, “Industrial Robotics”, McGraw-Hill Publications, International Edition, 2008												
REFERENCE BOOKS:													
1.	Fu K. S., Gonzelez R. C., Lee C. S. G., "Robotics: Control, Sensing, Vision, Intelligence," , McGraw Hill Book Co., International edition, 2008.												
2.	Yorem Koren, "Robotics for Engineers", McGraw-Hill Publication, International edition, 1987.												
3.	Craig, J. J., "Introduction to Robotics: Mechanics and Control", 3rd Edition, Pearson PrenticeHall Publications, 2005.												
4.	Schilling R. J., "Fundamentals of Robotics, Analysis and Control", Prentice-Hall Publications, Eastern Economy edition, 2007.												
5.	AppuKuttan K. K., "Robotics", I.K. International Publications, First Edition, 2007.												
6.	James G. Keramas, "Robot Technology Fundamentals", Cengage Learning, 1999.												
7.	Richard K. Barnhart, Stephen B. Hottman, Douglas M. Marshall, Eric Shappee, "Introduction to Unmanned Aircraft Systems", CRC Press, 2012.												
8.	Ghosh, "Control in Robotics and Automation", Allied Publishers.												
9.	Deb, "Robotics Technology", Wiley India.												
E Books / MOOCs/ NPTEL													
1.	https://nptel.ac.in/courses/112105249												

CONSUMER ELECTRONICS													
Course Code:				EC2501-1			Course Type				OEC		
Teaching Hours/Week (L: T: P: S)				3:0:0:0			Credits				03		
Total Teaching Hours				40+0+0+0			CIE + SEE Marks				50+50		
Prerequisite				EC1001-1									
Teaching Department: Electronics & Communication Engineering													
Course Objectives:													
1.	To provide basic knowledge on sound and transducers												
2.	To provide basic knowledge on different display units and camera												
3.	To understand the recording process and storage mechanism												
4.	To provide basic knowledge on communication and broadcasting												
5.	To understand the working of various electronic gadgets												
UNIT-I													
Sound & Vision											15 Hours		
Sound: Definition and properties of sound, Transducers: Micro Phone – characteristics and types, and Loud Speakers – characteristics and types, Enclosures and baffles, mono-stereo, audio amplifiers-characteristics, Synthesizers.													
Vision: Displays-LED, LCD, PLASMA, Camera: basic principle, CCTV Camera.													
UNIT-II													
Recording, Playback, Communication & Broadcasting Systems											15 Hours		
Recording and Playback: Audio recording methods-magnetic recording, optical recording, digital recording, erasing methods, optical discs- recording and playback, Film projector, Theatre Sound, HiFi system.													
Communications And Broadcasting: Modulation: AM, FM PCM, Radio transmitters, Radio receivers - Tuned radio frequency receiver and Superheterodyne receiver. Fiber optics, Radio and TV broadcasting. Cellular communication: digital cellular phone, establishing a call.													
UNIT-III													
Other Electronic Systems											10 Hours		
Fax machine, Xerox machine, electronic Calculator, Microwave ovens, Washing Machines, A/C and refrigeration, ATM, Auto Electronics, Industrial Electronics and Robotics, Electronics in health / Medicine.													
Course Outcomes: At the end of the course student will be able to													
1.	Recall basics of sound and transducers.												
2.	Understand the working principles of display units and CCTV camera.												
3.	Explain basic working of Recording, storage devices												
4.	Explain basics of communication and broadcasting												
5.	Recall basic working of commonly used electronic gadgets												
Course Outcomes Mapping with Program Outcomes													
	Program Outcomes→	1	2	3	4	5	6	7	8	9	10	11	12
	↓ Course Outcomes												
	EC2501-1.1	1	-	-	-	-	1	-	-	-	-	2	2
	EC2501-1.2	1	-	-	-	-	1	-	-	-	-	2	2
	EC2501-1.3	1	-	-	-	-	1	-	-	-	-	2	2
	EC2501-1.4	1	-	-	-	-	1	-	-	-	-	2	2
	EC2501-1.5	1	-	-	-	-	1	-	-	-	-	2	2
1: Low 2: Medium 3: High													

TEXTBOOKS:	
1.	Anand, “Consumer Electronics”, Khanna publications, 2011.
2.	Bali S. P., “Consumer Electronics”, Pearson Education, 2005.
REFERENCE BOOK:	
1.	Gulati R. R. "Modern Television Engineering", Wiley Eastern.

PCB DESIGN AND FABRICATION														
Course Code					EC2502-1			Course Type				OEC		
Teaching Hours/Week (L: T: P: S)					1:0:4:0			Credits				03		
Total Teaching Hours					15+0+52+0			CIE + SEE Marks				50+50		
Prerequisite					EC1001-1									
Teaching Department: Electronics & Communication Engineering														
Course Objectives:														
1.		To enable students to gain knowledge of Schematic Design techniques & PCB design techniques												
2.		To expose students to complete PCB Design & manufacturing process												
Unit-I														
Circuit Schematic												05 Hours		
Introduction to Kicad schematic design tool, features, node connections, labeling, creating new component.														
Unit-II														
PCB Layout:												05 Hours		
Introduction to Kicad layout editor, features, layer selections, manual and auto routing in Kicad, verification of footprint, creating footprint for a given component.														
Unit-III														
PCB Fabrication												05 Hours		
Generating and verifying the PCB Gerber file, preparing artwork for a single side PCB fabrication, preparing PCB artwork for double side PCB, Etching process, tin plating, legend printing, green masking and through hole plating														
List of Experiments														
18.1		Exploring the Kicad Schematic and layout tool												
19.2		Developing a schematic circuit for microphone preamplifier												
20.3		Designing a single side PCB layout for microphone preamplifier												
21.4		Developing a schematic circuit for a microcontroller development board												
22.5		Designing a double side PCB layout for a microcontroller development board												
23.6		Choosing a new sensor/display module and building a schematic circuit for the user level application												
24.7		Building a layout using single or double side PCB for the sensor/display module												
25.8		Preparing the film for the bottom copper, solder mask and top silk (legend) to fabricate a single side PCB using chemical process												
26.9		Preparing the film for the top copper, bottom copper, top solder mask, bottom solder mask and legend to fabricate double side PCB using chemical process												
27.10		PCB routing, etching, cutting and drilling using CNC machine												
Course Outcomes: At the end of the course student will be able to														
1.		Draw schematic circuit and create PCB layout for single or multilayer PCB												
2.		Fabricate single and double-layer PCB												
Course Outcomes Mapping with Program Outcomes														
Program Outcomes→		1	2	3	4	5	6	7	8	9	10	11	12	
↓ Course Outcomes														
EC2502-1.1		3	-	-	-	-	-	-	-	-	-	-	-	

EC2502-1.2		3	-	-	-	-	-	-	-	-	-	-	-
1: Low 2: Medium 3: High													
TEXTBOOKS:													
1.	Peter Dalmaris, “Kicad Like a Pro”, Tech Exploration.												
REFERENCE BOOKS:													
1.	Peter Dalmaris, “Kicad Like a Pro”, Tech Exploration.												
2.	David L. Jones, “PCB Design Tutorials”, Alternate zone, 2004.												
E Books / MOOCs/ NPTEL													
1.	www.alternatezone.com												

SPACE TECHNOLOGY AND APPLICATIONS				
Course Code:		EC2503-1	Course Type	OEC
Teaching Hours/Week (L: T: P: S)		3:0:0:0	Credits	03
Total Teaching Hours		40+0+0+0	CIE + SEE Marks	50+50
Prerequisite		EC1001-1		
Teaching Department: Electronics & Communication Engineering				
Course Objectives:				
1.	Understand the general laws governing satellite orbits and its parameters.			
2.	Discuss effect of space environment on satellite signal propagation.			
3.	Illustrate various segments employed in satellite and ground station.			
4.	Calculate the uplink / downlink subsystem characteristics.			
5.	know the effects on the EM waves in propagation through space.			
6.	Explain the satellite launch in the space and their applications in remote sensing.			
7.	Discuss the different communication systems used for satellite access.			
8.	Summarise Advanced space systems for mobile communication, VSAT, GPS.			
UNIT-I				
Satellite Technology				15 Hours
Satellite communications: Introduction, Kepler’s laws, definitions, orbital element, apogee and perigee heights, orbit perturbations, inclined orbits.				
Space environment: Earth’s Atmosphere, Ionosphere and Meteorological effects on space systems, propagation of signal, Transmission losses in space environment.				
Satellite Technology: Space segment, Ground segment, Quality and Reliability, Satellite Communication systems.				
UNIT-II				
Space Applications				15 Hours
Launch Vehicles: Working, stages, Fuel, payload protection, Navigation, guidance and control, Reliability, launching into outer space and launch bases. Types of launch vehicles.				
Space Applications: Digital DBS TV, DBS-TV System Design, Master Control Station and Uplink Antennas. Introduction, Radio and Satellite Navigation,				
Remote Sensing: Introduction to Remote Sensing, Concepts and Applications of satellite Remote sensing.				
UNIT-III				
Advanced Space Systems				10 Hours
Satellite Access: Introduction, Single Access, Pre-assigned FDMA, Demand-Assigned FDMA, Spade system.				
Advanced space systems: Satellite mobile services, VSAT, Radarsat, orbital communication. Global Positioning Satellite System (GPS).				
Course Outcomes: At the end of the course student will be able to				
1.	Discuss the fundamental principles of Satellite communication systems.			
2.	Understand the Propagation impairments of satellite link.			
3.	Explain various segments employed in satellite and ground station.			
4.	Discuss the satellite launch mechanism and roll of those satellite in remote sensing.			
5.	Understand the different communication systems used for satellite access and list the recent satellites that have been launched for mobile communication, GPS.			
Course Outcomes Mapping with Program Outcomes				

Program Outcomes→	1	2	3	4	5	6	7	8	9	10	11	12
↓ Course Outcomes												
EC2503-1.1	3	2	2	-	1	-	-	-	-	-	-	-
EC2503-1.2	-	3	-	-	2	1	-	-	-	-	-	-
EC2503-1.3	3	-	-	1	-	1	1	-	-	-	-	-
EC2503-1.4	-	-	-	-	-	1	3	-	-	-	-	-
EC2503-1.5	-	-	-	-	-	3	3	2	-	-	-	-

1: Low 2: Medium 3: High

TEXTBOOKS:

1. Dennis Roddy, "Satellite Communications", McGraw Hill ,1996.
2. Timothy Pratt, "Satellite Communications", Wiley India Ltd , 2006.
3. K Ramamurthy, "Rocket Propulsion", McMillan Publishers India Ltd, 2010.

REFERENCE BOOKS:

1. George Joseph, "Fundamentals of Remote Sensing", Universities press, India 2003.
2. B C Pande, "Remote sensing and Applications", VIVA Books pvt ltd, 2009.
3. Meynart Roland, "Sensors systems and next generation satellites", SPIE Publication.
4. Thyagarajan , "Space Environment", ISRO Hand Book Publication.

E Books / MOOCs/ NPTEL

1. <https://nptel.ac.in/courses/101106046>

BATTERY MANAGEMENT SYSTEM			
Course Code:	EE2501-1	Course Type	OEC
Teaching Hours/Week (L: T: P: S)	3:0:0:0	Credits	03
Total Teaching Hours	40	CIE + SEE Marks	50+50
Prerequisite	EE1001-1		
Teaching Department: Electrical & Electronics Engineering			
Course Objectives:			
1	To familiarize various concepts of BMS		
2	To understand functional blocks of BMS		
3	To study design steps of BMS		
4	To introduce hardware implementation of BMS		
UNIT-I			
Battery System			08 Hours
Introduction, Cells, Batteries, and Packs, Resistance, Li-Ion Cells, Formats, Chemistry, Safety, Safe Operating Area, Efficiency, Aging, Modeling, Unequal Voltages in Series Strings, Li-Ion BMSs, BMS Definition, Li-Ion BMS Functions, Custom Versus Off-the-Shelf, Li-Ion Batteries, SOC, DOD, and Capacity, Balance and Balancing, SOH			
BMS Options			07 Hours
Functionality, CCCV Chargers, Regulators, Meters, Monitors, Balancers, Protectors, Functionality Comparison, Technology, Simple (Analog), Sophisticated (Digital), Technology Comparison, Topology, Centralized, Modular Master-Slave, Distributed, Topology Comparison			
UNIT-II			
BMS Functions			07 Hours
Measurement, Voltage, Temperature, Current, Management, Protection, Thermal Management, Balancing, Redistribution, Distributed Charging, Evaluation, State of Charge and Depth of Discharge, Capacity, Resistance, State of Health (SOH), External Communications, Dedicated Analog Wire, Dedicated Digital Wire, Data Link, Logging and Telemetry, Off-the-Shelf BMSs, Cell Manufacturers' BMSs, Comparison			
Custom BMS Design			08 Hours
Using BMS ASICs , BMS ASIC Comparison, Analog BMS Design, Analog Regulator, Analog Monitor, Analog Balancer, Analog Protector, Ready-Made, Digital BMS Designs, ATMEL's BMS Processor, Elithion's BMS Chip Set, National Semiconductors' Complete BMS, Peter Perkin's Open Source BMS, Texas Instruments' bq29330/bq20z90, Texas Instruments' bq78PL114/bq76PL102, Custom Digital BMS Design, Voltage and Temperature Measurement, Current Measurement, Evaluation, Communications, Optimization, Switching, Logging, Cell Interface, Non-distributed, Distributed, Distributed Charging			
UNIT-III			
Deploying a BMS			10 Hours
Installing, Battery Pack Design, BMS Connections to Pack, BMS Connections to System, Configuring, Cell Configuration, Pack Configuration, System Configuration, Testing, Troubleshooting, Grounding, Shielding, Filtering, Wire Routing			
Course Outcomes: At the end of the course student will be able to			
1	Identify process to implement BMS		
2	Describe various communication protocol involved in BMS		
3	Illustrate functionality of BMS		
4	Apply concepts of BMS using application specific IC		
5	Analyse the hardware implementation aspects of BMS		

Course Outcomes Mapping with Program Outcomes													
	Program Outcomes→	1	2	3	4	5	6	7	8	9	10	11	12
	↓ Course Outcomes												
	EE2501-1.1	1	3	-	-	-	-	-	-	-	-	-	-
	EE2501-1.2	1	3	-	-	-	-	-	-	-	-	-	-
	EE2501-1.3	1	2	3	-	-	-	-	-	-	-	-	-
	EE2501-1.4	1	2	2	3	-	-	-	-	-	-	-	-
	EE2501-1.5	1	3	-	-	-	-	-	-	-	-	-	-
1: Low 2: Medium 3: High													
TEXTBOOKS:													
1	Davide Andrea, "Battery Management Systems for Large Lithium-Ion Battery Packs", ARTECH HOUSE 2010.												
REFERENCE BOOKS:													
1	Rui Xiong, "Battery Management Algorithm for Electric Vehicles", Springer 2019.												
2	Nicolae Tudoroiu, "Battery Management Systems of Electric and Hybrid Electric Vehicles", MDPI 2021												

BIOMEDICAL INSTRUMENTATION			
Course Code:	EE2502-1	Course Type	OEC
Teaching Hours/Week (L: T: P: S)	3:0:0:0	Credits	03
Total Teaching Hours	40	CIE + SEE Marks	50+50
Prerequisite	EC1001-1		
Teaching Department: Electrical & Electronics Engineering			
Course Objectives:			
1.	The course is designed to give the basic concepts of Instrumentation involved in medical field and human physiology.		
2.	To introduce an fundamental of transducers as applicable to physiology		
3.	To explore the human body parameter measurements setups		
4.	To make the students understand the basic concepts of forensic techniques.		
5.	To give basic ideas about Electrophysiological measurements, medical imaging		
UNIT-I			
Physiology and transducers			08 Hours
Cell and its structure, Resting and Action Potential, Nervous system: Functional organization of the nervous system, Structure of nervous system, neurons, synapse, transmitters and neural communication, Cardiovascular system, respiratory system, Basic components of a biomedical system, Transducers, selection criteria, Piezo-electric, ultrasonic transducers, Temperature measurements, Fiber optic sensors.			
Electro – Physiological measurements			09 Hours
Electrodes: Limb electrodes, floating electrodes, pre-gelled disposable electrodes, Micro, needle and surface electrodes, Amplifiers: Preamplifiers, differential amplifiers, chopper amplifiers, Isolation amplifier. ECG, EEG, EMG, ERG, Lead systems and recording methods, Typical waveforms. Electrical safety in medical environment: shock hazards, leakage current-Instruments for checking safety parameters of biomedical equipment.			
UNIT-II			
Non-electrical parameter measurements			08 Hours
Measurement of blood pressure, Cardiac output, Heart rate, Heart sound Pulmonary function measurements, spirometer, Photo Plethysmography, Body Plethysmography, Blood Gas analyzers : pH of blood, measurement of blood pCO ₂ , pO ₂ , finger-tip oximeter, ESR, GSR measurements			
Medical Imaging			07 Hours
Radiographic and fluoroscopic techniques, X rays, Computer tomography, Mammography, MRI, fMRI, Ultrasonography, Endoscopy, Thermography, Different types of biotelemetry systems and patient monitoring			
UNIT-III			
Assisting and therapeutic equipments:			08 Hours
Pacemakers, Defibrillators, Ventilators, Nerve and muscle stimulators, Diathermy, Heart Lung machine, Audio meters, Dialyzers, Lithotripsy			
Course Outcomes: At the end of the course student will be able to			
1	Understand the physiology of biomedical system		
2	Measure biomedical and physiological information		
3	Discuss the application of Electronics in diagnostics and therapeutic area.		
4	Analyze the images and do a prediction using image processing.		
5	Understand the different equipment's used for various measurements of physiology		
Course Outcomes Mapping with Program Outcomes			

	Program Outcomes→	1	2	3	4	5	6	7	8	9	10	11	12
	↓ Course Outcomes												
	EE2502-1.1	3	3	-	2	1	1	-	-	-	-	-	-
	EE2502-1.2	2	2	2	2	-	-	-	-	-	-	-	-
	EE2502-1.3	3	2	2	1	2	1	-	-	-	-	-	-
	EE2502-1.4	2	3	-	-	1	-	-	-	-	-	1	-
	EE2502-1.5	3	3	-	-	2	-	-	-	-	-	2	-
1: Low 2: Medium 3: High													
TEXTBOOKS:													
1.	Leslie Cromwell, Fred J.Weibell, Erich A.Pfeiffer, "Bio-Medical Instrumentation and Measurements", II edition, Pearson Education, 2002.												
2.	R. S. Khandpur, "Handbook of Bio-Medical instrumentation", Tata McGraw Hill Publishing CoLtd., 2003.												
3.	J. Webster, "Medical Instrumentation", John Wiley & Sons, 1995.												
4.	L. A. Geddes and L. E. Baker, "Principles of Applied Bio-Medical Instrumentation", John Wiley & Sons, 1975.												
5.	David. Cooney and Michel Deckker, "Bio- Medical Engineering Principles", INC.												
REFERENCE BOOKS:													
1	David Cooney, "Bio-Medical Engineering Principles", 2015, 1st Edition, Marcel Deckker Pub Co., New York.												

ELECTRIC VEHICLE TECHNOLOGY			
Course Code:	EE2503-1	Course Type	OEC
Teaching Hours/Week (L: T: P: S)	3:0:0:0	Credits	03
Total Teaching Hours	40+0+0	CIE + SEE Marks	50+50
Prerequisite	EE1001-1		
Teaching Department: Electrical & Electronics Engineering			
Course Objectives:			
1	To Understand the fundamental laws and vehicle mechanics.		
2	To Understand working of Electric Vehicles and recent trends.		
3	Ability to analyze different power converter topology used for electric vehicle application		
4	Ability to develop the electric propulsion unit and its control for application of electric vehicles		
UNIT-I			
Vehicle Mechanics			07 Hours
Roadway Fundamentals, Laws of Motion, Vehicle Kinetics, Dynamics of Vehicle Motion, Propulsion Power, Force-Velocity Characteristics, Maximum Gradability, Velocity and Acceleration, Constant FTR, Level Road, Velocity Profile, Distance Traversed, Tractive Power, Energy Required, Nonconstant FTR, General Acceleration, Propulsion System Design..			
Electric and Hybrid Electric Vehicles			07 Hours
Configuration of Electric Vehicles, Performance of Electric Vehicles, Traction motor characteristics, Tractive effort and Transmission requirement, Vehicle performance, Tractive effort in normal driving, Energy consumption Concept of Hybrid Electric Drive Trains, Architecture of Hybrid Electric Drive Trains, Series Hybrid Electric Drive Trains, Parallel hybrid electric drive train).			
UNIT-II			
Energy storage for EV and HEV			08 Hours
Energy storage requirements, Battery parameters, Types of Batteries, Modelling of Battery, Fuel Cell basic principle and operation, Types of Fuel Cells, PEMFC and its operation, Modelling of PEMFC, Supercapacitors.			
Electric Propulsion			08 Hours
EV consideration, DC motor drives and speed control, Induction motor drives, Permanent Magnet Motor Drives, Switch Reluctance Motor Drive for Electric Vehicles, Configuration and control of Drives.			
UNIT-III			
Design of Electric and Hybrid Electric Vehicles			10 Hours
Series Hybrid Electric Drive Train Design: Operating patterns, control strategies, Sizing of major components, power rating of traction motor, power rating of engine/generator, design of PPS Parallel Hybrid Electric Drive Train Design: Control strategies of parallel hybrid drive train, design of engine power capacity, design of electric motor drive capacity, transmission design, energy storage design.			
Course Outcomes: At the end of the course student will be able to			
1	Explain the roadway fundamentals, laws of motion, vehicle mechanics and propulsion system design		
2	Explain the working of electric vehicles and hybrid electric vehicles in recent trends.		
3	Model batteries, Fuel cells, PEMFC and super capacitors.		
4	Analyze DC and AC drive topologies used for electric vehicle application.		
5	Develop the electric propulsion unit and its control for application of electric vehicles.		

Course Outcomes Mapping with Program Outcomes													
	Program Outcomes→	1	2	3	4	5	6	7	8	9	10	11	12
	↓ Course Outcomes												
	EE2503-1.1	2	3	-	-	-	-	-	-	-	-	-	-
	EE2503-1.2	1	2	3	-	-	-	-	-	-	-	-	-
	EE2503-1.3	1	2	3	-	-	-	-	-	-	-	-	-
	EE2503-1.4	1	2	3	-	-	-	-	-	-	-	-	-
	EE2503-1.5	1	2	2	-	-	-	-	-	-	-	3	-
1: Low 2: Medium 3: High													
TEXTBOOKS:													
1	Iqbal Husain, "Electric and Hybrid Vehicles: Design Fundamentals", CRC Press, 2003.												
2	M. Ehsani, Y. Gao, S.Gay and Ali Emadi, "Modern Electric, Hybrid Electric, and Fuel Cell Vehicles: Fundamentals, Theory, and Design", CRC Press, 2005.												
REFERENCE BOOKS:													
1	Sheldon S. Williamson, "Energy Management Strategies for Electric and Plug-in Hybrid Electric Vehicles", Springer, 2013.												
2	C.C. Chan and K.T. Chau, "Electric Vehicle Technology", OXFORD University, 2001												
3	Chris Mi, M. Abul Masrur, David Wenzhong Gao, "Hybrid Electric Vehicles Principles And Applications with Practical Perspectives", Wiley Publication, 2001												
E Books / MOOCs/ NPTEL													
1.	Introduction to Mechanics Coursera												
2.	Electric Vehicles - Part 1 - Course (nptel.ac.in)												
3.	NPTEL: Electrical Engineering - Introduction to Hybrid and Electric Vehicles												
4.	Hybrid Vehicles (edX) MOOC List (mooc-list.com)												
5.	Electric Cars: Technology My MOOC (my-mooc.com)												

FUNDAMENTALS OF PLC AND ITS APPLICATIONS			
Course Code:	EE2504-1	Course Type	OEC
Teaching Hours/Week (L: T: P: S)	3:0:0:0	Credits	03
Total Teaching Hours	40	CIE + SEE Marks	50+50
Prerequisite	EC1001-1		
Teaching Department: Electrical & Electronics Engineering			
Course Objectives:			
1.	To understand main parts and their functions, basic sequence of operation of PLC.		
2.	To study the different programming languages and fundamental wiring diagrams.		
3.	To explain the functions of PLC counter instructions, applying combinations of counters and timers to control systems.		
4.	To explain the basic operation of PLC closed-loop control system, various forms of mechanical sequencers and their operations		
5.	To discuss the operation of various processes, structures of control systems and the method of communication between different industrial processes		
UNIT-I			
Programmable Logic Controllers			02 Hours
Introduction, Parts of a PLC, Principles of Operation, PLC Size and Application.			
PLC Hardware Components			05Hours
The I/O Section, Discrete I/O Modules, Analog I/O Modules, Special I/O Modules, I/O Specifications, The Central Processing Unit (CPU), Memory Design, Memory Types, Programming Terminal Devices, Human Machine Interface (HMIs).			
Basic Programming Language			05Hours
Ladder diagrams, Ladder conventions, Logic functions with timing diagram, latching, multiple outputs, entering programs, Functional blocks, Program examples, instruction list, branch codes, programming examples, Sequential functions charts, branching and convergence, actions, Structured Text, conditional and iteration statements			
Developing Fundamental PLC Wiring Diagrams and Ladder Logic Programs			03Hours
Electromagnetic Control Relays, Contactors, Motor Starters, Manually Operated Switches, Mechanically Operated Switches, Sensors, Output Control Devices, Seal-In Circuits, Latching Relays, Converting Relay Schematics into PLC Ladder Programs, Writing a Ladder Logic Program Directly from a Narrative Description.			
UNIT-II			
Programming Timers			02 Hours
Introduction, Necessity of Energy Storage and Methods of Energy Storage (Classification and brief description using block diagram representation)			
Programming Counters			04 Hours
Counter Instructions, Up-Counter, Down-Counter, Cascading Counters, Incremental Encoder-Counter Applications, Combining Counter and Timer Functions.			
Program Control Instructions			05 Hours
Master Control Reset Instruction, Jump Instruction, Subroutine Functions, Immediate Input and Immediate Output Instructions, Forcing External I/O Addresses, Safety Circuitry, Selectable Timed Interrupt, Fault Routine, Temporary End Instruction, Suspend Instruction.			
Data Manipulation Instructions			02 Hours
Data Manipulation, Data Transfer Operations, Data Compare Instructions, Data Manipulation Programs, Numerical Data I/O Interfaces, Closed-Loop Control.			
Math Instructions			02 Hours

Math Instructions, Addition Instruction, Subtraction Instruction, Multiplication Instruction, Division Instruction, Other Word-Level Math Instructions, File Arithmetic Operations													
UNIT-III													
Sequencer and Shift Register Instructions												05 Hours	
Mechanical Sequencers, Sequencer Instructions, Sequencer Programs, Bit Shift Registers, Word Shift Operations.													
Process Control, Network Systems, and SCADA												05 Hours	
Types of Processes, Structure of Control Systems, On/Off Control, PID Control, Motion Control, Data Communications, Supervisory Control and Data Acquisition (SCADA).													
Course Outcomes: At the end of the course student will be able to													
1.	Identify main parts, functions of PLC and describe basic circuitry for I/O modules to select PLC for desired application												
2.	Apply suitable logic using various programming languages to achieve specific control mechanism for a given application												
3.	Identify timer/counter resources of a PLC to design control logic for interfaced device.												
4.	Interpret data manipulation and math instructions as they apply to a PLC program												
5.	Develop programs that use shift registers and explain functions of control elements of a closed loop control system												
Course Outcomes Mapping with Program Outcomes													
↓ Course Outcomes	Program Outcomes→	1	2	3	4	5	6	7	8	9	10	11	12
	EE2504-1.1	3	-	-	-	-	-	-	-	-	-	-	-
	EE2504-1.2	1	3	-	-	-	-	-	-	-	-	-	-
	EE2504-1.3	1	2	3	-	-	-	-	-	-	-	-	-
	EE2504-1.4	1	2	3	-	-	-	-	-	-	-	-	-
	EE2504-1.5	1	2	3	-	-	-	-	-	-	-	-	-
	1: Low 2: Medium 3: High												
TEXTBOOKS:													
1.	Frank Petruzella, "Programming Logic Controllers", Fifth Edition.												
2.	W Bolton, "Programmable Logic controllers", 6th edition, Elsevier- newness, 2015.												
REFERENCE BOOKS:													
1.	John W Webb, Ronald A Reis, "Programmable logic controllers - principles and applications", 5th edition, 2nd impression, Pearson education, 2009												
2.	L. A Bryan, E. A Bryan, "Programmable Controller Theory and Implementations", 2nd edition, 2003												
3.	S. P. Sukhumi, J. K. Nayak, “Solar Energy: Principles Collection and Storage”, 3rd edition, McGraw-Hill Education (India) , 2009.												
E Books / MOOCs/ NPTEL													
1.	https://library.automationdirect.com/category/product/programmable-control/												
2.	https://www.coursera.org/lecture/intelligent-machining/programmable-logic-controllers-plc-fGz3r												
3.	https://www.udemy.com/course/plc-programming-from-scratch/												

MOTORS AND MOTOR CONTROL CIRCUITS				
Course Code:		EE2505-1	Course Type	OEC
Teaching Hours/Week (L: T: P: S)		3:0:0:0	Credits	03
Total Teaching Hours		40	CIE + SEE Marks	50+50
Prerequisite		EE1001-1		
Teaching Department: Electrical & Electronics Engineering				
Course Objectives:				
1.	Study architecture of induction motor and synchronous motor			
2.	Understanding control of AC motor			
3.	Study principle of operation of different dc motors			
4.	Understand the different types of control techniques			
5.	Study different sensors and their role in control of a motor			
UNIT-I				
AC Motor Designs				08 Hours
Introduction, Three phase AC motor architecture, Torque speed curve, wound rotor, Synchronous motors Single phase AC motors, split phase motor, capacitor start and shaded pole motors, Universal and gear motors, AC Motor Specifications, Specifying an AC motor for an application.				
AC Motor Control:				07 Hours
AC motor Enclosures, AC motor control components, Manual motor starting systems, Direct On Line Starter, semi-automatic star delta starter, fully automatic star delta starter, control circuit for sequence operation of two motors				
UNIT-II				
DC Motors				07 Hours
DC motor principle of operation, Brushed DC motors, shunt, series and compound wound motors, Brushless DC motors, driving a brushless DC motor, Commutation, Specifying a DC motor				
DC Motor Control and Stepper Motors				08 Hours
Stepper motor principles of operation, Illustrative example of a stepper motor drive, stepper motor specification and operation, commercial stepper motor drive chips and packages, Direction Controller- H Bridge, Speed Controller: Pulse Width Modulation (PWM), Armature Controller: Variable resistance, DC vs.AC motors				
UNIT-III				
Sensors				10 Hours
Unipolar Hall Effect Switches, Omnipolar Hall Effect Switches, Latched Hall Effect Switches, Current Sensors: Shunt resistor, Current-sensing transformer, Hall effect current sensor, Speed/position sensors: Quadrature encoder, Hall effect tachometer, Back EMF/Sensorless control method, BLDC motor control with Hall sensor, Block diagram approach of BLDC Fan and Motor Control				
Course Outcomes: At the end of the course student will be able to				
1.	Demonstrate an understanding of the general principles of AC Motor.			
2.	Understand the basic principles of AC motor controls which includes starters, contactors, and control relays			
3.	Demonstrate an understanding of the general principles of DC Motor.			
4.	Understand the basic principles of DC motor controls which includes starters, contactors, and control relays			
5.	Set up sensors in order to give feedback to a control circuit			

Course Outcomes Mapping with Program Outcomes												

NON-CONVENTIONAL ENERGY SOURCES			
Course Code:	EE2506-1	Course Type	OEC
Teaching Hours/Week (L: T: P: S)	3:0:0:0	Credits	03
Total Teaching Hours	40	CIE + SEE Marks	50+50
Prerequisite	EE1001-1		
Teaching Department: Electrical & Electronics Engineering			
Course Objectives:			
1.	To understand the principle of extraction of energy from conventional, nonconventional sources		
2.	To understand the working principle and applications of solar based thermal, electrical and PV systems.		
3.	To justify the usage of energy storage techniques and understand the process of design and implement wind based energy conversion systems.		
4.	To understand the process of design and implement biomass based energy conversion systems		
UNIT-I			
Energy Sources			03 Hours
Introduction, Importance of Energy Consumption as Measure of Prosperity, Per Capita Energy Consumption, Classification of Energy Resources, Conventional Energy Resources- Availability and their Limitations, Non-Conventional Energy Resources- Classification, Advantages, Limitations, Comparison of Conventional and Non-Conventional Energy Resources, World Energy Scenario, Indian Energy Scenario			
Solar Energy Basics			05 Hours
Introduction, Solar Constant, Basic Sun-Earth Angles – definitions and their representation, Solar Radiation Geometry (numerical problems), Estimation of Solar Radiation of Horizontal and Tilted Surfaces (numerical problems), Measurement of Solar Radiation Data – Pyranometer and Pyrheliometer			
Solar Thermal Systems			04 Hours
Principle of Conversion of Solar Radiation into Heat, Solar Water Heaters (Flat Plate Collectors), Solar Cookers – Box type, Concentrating dish type, Solar driers, Solar Still, Solar Furnaces, Solar Green House.			
Solar Electric Systems			04 Hours
Solar Thermal Electric Power Generation, Solar Pond and Concentrating Solar Collector(Parabolic Trough, Parabolic Dish, Central Tower Collector), Advantages and Disadvantages; Solar Photovoltaic – Solar Cell fundamentals, characteristics, classification, construction of module, panel and array. Solar PV Systems- stand-alone and grid connected, Applications- Street lighting, Domestic lighting and Solar Water pumping systems.			
UNIT-II			
Energy Storage			04 Hours
Introduction, Necessity of Energy Storage and Methods of Energy Storage (Classification and brief description using block diagram representation)			
Wind Energy			04 Hours
Introduction, Wind and its Properties, History of Wind Energy Wind Energy Scenario – World and India. Basic principles of WECS, Classification, Parts of a WECS, Derivation for Power in the wind, Electrical Power Output and Capacity Factor of WECS. Wind site selection consideration, Advantages and Disadvantages of WECS.			
Biomass Energy			06 Hours
Introduction, Photosynthesis process, Biomass fuels, Biomass conversion technologies, Urban waste to Energy Conversion, Biomass Gasification, Biomass to Ethanol Production, Biogas production			

from waste biomass, Factors affecting biogas generation, types of biogas plants- KVIC and Janata model, Biomass program in India													
UNIT-III													
Energy From Ocean												05 Hours	
Tidal Energy – Principle of Tidal Power, Components of Tidal Power Plant, Classification of Tidal Power Plant, Estimation of Energy – Single basin and Double basin type TPP (no derivations, Simple numerical problems), Advantages and Limitation of TPP. Ocean Thermal Energy Conversion (OTEC): Principle of OTEC system, Methods of OTEC power generation – Open Cycle (Claude cycle), Closed Cycle (Anderson cycle), Hybrid cycle, Site-selection criteria, Biofouling, Advantages & Limitation of OTEC													
Emerging Technologies												05 Hours	
Fuel Cell, Small Hydro Resources, Hydrogen Energy and Wave Energy (Principle of Energy generation using block diagrams, advantages and limitations)													
Course Outcomes: At the end of the course student will be able to													
1.	Describe non-conventional energy sources and solar radiation geometry to estimate and measure solar radiation.												
2.	Apply the principle of solar radiation into heat to understand the operation of solar thermal and solar electric systems.												
3.	Describe energy storage methods and wind–energy conversion systems to understand the factors influencing power generation.												
4.	Review the biomass conversion technologies to design biomass-based energy systems.												
5.	Describe tidal, ocean thermal and fuel cell energy conversion systems to understand emerging non-conventional energy technologies.												
Course Outcomes Mapping with Program Outcomes													
	Program Outcomes→	1	2	3	4	5	6	7	8	9	10	11	12
	↓ Course Outcomes												
	EE2506-1.1	2	3	-	-	-	1	2	1	-	-	-	-
	EE2506-1.2	2	3	-	-	-	1	2	1	-	-	-	-
	EE2506-1.3	2	3	-	-	-	1	2	1	-	-	-	-
	EE2506-1.4	2	3	-	-	-	1	2	1	-	-	-	-
	EE2506-1.5	2	3	-	-	-	1	2	1	-	-	-	-
1: Low 2: Medium 3: High													
TEXTBOOKS:													
1.	Rai G. D., “Non-Conventional Sources of Energy”, 4th Edition, Khanna Publishers, New Delhi, 2007.												
REFERENCE BOOKS:													
1.	Mukherjee D. and Chakrabarti, S., “Fundamentals of Renewable Energy Systems”, New Age International Publishers, 2005.												
2.	Khan, B. H., “Non-Conventional Energy Resources”, TMH, New Delhi, 2006.												
3.	S. P. Sukhumi, J. K. Nayak “Solar Energy: Principles Collection and Storage”, 3rd edition, McGraw-Hill Education (India) , 2009.												
E Books / MOOCs/ NPTEL													
1.	https://nptel.ac.in/courses/108108078												

ELEMENTS OF YOGA															
Course Code:				HU1501-1			Course Type				OEC				
Teaching Hours/Week (L:T:P:S)				3:0:0:0			Credits				03				
Total Teaching Hours				40+0+0+0			CIE + SEE Marks				50+50				
Teaching Department: Mechanical Engineering															
Course Objectives:															
1.	To give a brief history of the development of Yoga														
2.	Identify names of different classical texts on Yoga														
3.	To illustrate how Yoga is important for healthy living														
4.	To explain the Asanas and other Yogic practices														
5.	To explain, how Yoga practices can be applied for overall improvement														
UNIT-I															
Yoga											09 Hours				
Meaning and initiation, definitions and basis of yoga, History and development, Astanga yoga, Streams of yoga. Yogic practices for healthy living.															
General guidelines for Yoga practices for the beginners: Asanas, Pranayama.															
Classification of Yoga and Yogic texts											07 Hours				
Yogasutra of Patanjali, Hatha yogic practices- Asanas, Pranayama, Dharana, Mudras and bandhas.															
UNIT-II															
Yoga and Health											06 Hours				
Concept of health and Diseases-Yogic concept of body – pancakosa viveka, Concept of disease according to Yoga Vasistha.															
											04 Hours				
Yogic concept of healthy living- rules & regulations, yogic diet, ahara, vihara. Yogic concept of holistic health.															
Applied Yoga for elementary education											04 Hours				
Personality development- physical level, mental level, emotional level. Specific guidelines and Yoga practices for - Concentration development, Memory development															
UNIT-III															
Yoga and physical development											05 Hours				
Mind-body, Meditation, Yogasanas and their types. Different Yoga practices and Benefits.															
											05 Hours				
Specific guidelines and Yoga practices for – Flexibility, Stamina, Endurance (Surya Namaskara)															
Course Outcomes: At the end of the course student will be able to															
1.	Understand a brief history of the development of Yoga														
2.	Know important practices and principles of Yoga														
3.	Explain how Yoga is important for healthy living														
4.	Practice meditation to improvement of concentration etc.														
5.	Have knowledge about specific guidelines of yoga practices														
Course Outcomes Mapping with Program Outcomes															
	Program Outcomes→			1	2	3	4	5	6	7	8	9	10	11	12
	↓ Course Outcomes														
	HU1501-1.1			-	-	-	-	-	1	-	-	1	-	-	1

	HU1501-1.2	-	-	-	-	-	1	-	-	1	-	-	3
	HU1501-1.3	-	-	-	-	-	2	-	-	1	-	-	3
	HU1501-1.4	-	-	-	-	-	3	-	-	2	-	-	3
	HU1501-1.5	-	-	-	-	-	2	-	-	2	-	-	3
1: Low 2: Medium 3: High													
TEXTBOOKS:													
1.	B. K. S. Iyengar, “Light on Yoga: The Classic Guide to Yoga by the World’s Foremost Authority”, Thorsons publisher 2016.												
2.	Makarand Madhukar Gore, “Anatomy and Physiology of Yogic Practices: Understanding of the Yogic Concepts and Physiological Mechanism of the Yogic Practices”, Motilal Banarsidass Publishers; 6 edition (2016).												
3.	Swami Satyananda Saraswati, “Asana, Pranayama, Mudra and Bandha: 1”, Yoga Publications Trust.												
REFERENCE BOOKS:													
1.	Ann Swanson, "Science of Yoga: Understand the Anatomy and Physiology to Perfect Your Practice".												
2.	Dianne Bondy, "Yoga for Everyone : 50 Poses For Every Type of Body".												
E Books / MOOCs/ NPTEL													
1.	https://onlinecourses.swayam2.ac.in/aic19_ed29/preview												
2.	https://youtu.be/FMf3bPS5wDs												

INTELLECTUAL PROPERTY RIGHTS			
Course Code	HU1502-1	Course Type	OEC
Teaching Hours/Week (L:T:P: S)	3:0:0:0	Credits	03
Total Teaching Hours	40+0+0+0	CIE + SEE Marks	50+50
Teaching Department: Humanities			
Course Objectives:			
1.	Understand the creativity component in intellectual property, different types of legal protection of intellectual properties and other basic concepts of Intellectual property.		
2.	Analyze different types of protection for inventions, different types of agreements and treaties for Intellectual properties with an ability to examine patent types, specifications and patent search and database for 'prior art'.		
3.	Understand the basic procedure of drafting claims, apply for patents, other legal forms of intellectual property rights and also to examine the protocol involved in protection of inventions like patents.		
UNIT - I			
Introduction to Intellectual Property			08 Hours
Invention and Creativity - Intellectual Property (IP) – Importance, Jurisprudential definition and concept of property, rights, duties and their correlation; History and evaluation of IPR – like Patents, Trademarks, Copyright & Related Rights, Industrial Design, Traditional Knowledge, Geographical Indications.			
Agreements and Treaties			08 Hours
History - General Agreement on Trade and Tariff (GATT). Indian Position vis-a-vis WTO and Strategies; TRIPS Agreement; Madrid Agreement; Hague Agreement; WIPO Treaties; International convention relating to Intellectual Property - Establishment of WIPO - Mission and Activities – Budapest Treaty; PCT; Indian Patent Act 1970 & recent amendments – Patent (Amendment) Rules, 2017			
UNIT - II			
Basics of Patents and Concept of Prior Art			08 Hours
Introduction to Patents; Types of patent applications: Ordinary, PCT, Conventional, Divisional and Patent of Addition; Specifications: Provisional and complete; Forms and fees Invention in the context of “prior art”; Patent databases; Searching International Databases; Country-wise patent searches (USPTO, EPO, WIPO, IPO, etc.)			
Patent filing procedures			08 Hours
National & PCT filing procedure; Time frame and cost; Status of the patent applications filed; Structure of Patent document, Precautions while patenting – disclosure/non-disclosure; Financial assistance for patenting - introduction to existing schemes; Patent licensing and agreement; Patent infringement- meaning, scope, litigation, case studies.			
UNIT - III			
Case Studies			08 Hours
Patents: Biological Cases - i) Basmati rice ii) Turmeric iii) Neem; Non-biological cases – (i) TVS V/S Hero, (ii) Samsung V/S Nokia – Copyright and related rights – Trade Marks – Trade secrets - Industrial design and Integrated circuits – Geographic indications – Protection against unfair competition; Technology transfer and license agreements (US anti-HIV drug license to Africa).			

Course Outcomes: At the end of the course student will be able to													
1.	Have a General understanding of the Intellectual Property Rights.												
2.	Have awareness of different forms of intellectual property rights, national and international IPR related legislations.												
3.	Have a general understanding about the provisions, privileges and limitations of intellectual property right holders with an understanding of the legal aspects (civil or criminal) of the use of intellectual property rights.												
4.	Acquire Knowledge of National and International Trade Agreements and Agencies functioning in relation to intellectual property rights												
5.	Be aware and have a general understanding of patenting procedures and licensing.												
Course Outcomes Mapping with Program Outcomes													
↓ Course Outcomes	Program Outcomes→	1	2	3	4	5	6	7	8	9	10	11	12
	HU1502-1.1	-	3	3	2	-	3	-	-	2	2	-	3
	HU1502-1.2	2	2	3	-	-	3	-	3	1	1	2	2
	HU1502-1.3	2	-	-	2	-	3	-	-	2	2	2	3
	HU1502-1.4	-	-	1	1	-	3	-	-	1	2	-	3
	HU1502-1.5	3	2	1	-	-	3	-	-	3	1	-	2
1: Low 2: Medium 3: High													
REFERENCE MATERIALS:													
1.	BAREACT, "Indian Patent Act 1970 Acts & Rules", Universal Law Publishing Co. Pvt. Ltd., 2007.												
2.	Kankanala C., "Genetic Patent Law & Strategy", 1st Edition, Manupatra Information Solution Pvt. Ltd., 2007.												
3.	Subbaram N.R., "Handbook of Indian Patent Law and Practice", S. Viswanathan (Printers and Publishers) Pvt. Ltd., 1998.												
4.	Eli Whitney, United States Patent Number: 72X, Cotton Gin, March 14, 1794.												
5.	Intellectual Property Today: Volume 8, No. 5, May 2001.												
6.	M B Rao, "WTO and International Trade", Vikas Publishing House Pvt. Ltd.												
7.	Correa, Carlos M. "Intellectual property rights, the WTO and developing countries: the TRIPS agreement and policy options", Zed Books, New York 2000.												
8.	Wadehra, B. L. "Law relating to patents, trademarks, copyright designs & geographical indications", 2 ed. Universal Law Publishing 2000.												
9.	Sinha, Prabhas Chandra, "Encyclopedia of Intellectual Property Rights", 3 Vols. Eastern Book Corporation, 2006.												
10.	Rachna Singh Puri and Arvind Vishwanathan, “Practical Approach to Intellectual Property Rights”; I. K. International Publishing House Pvt. Ltd.												
E-RESOURCES:													
1.	http://www.w3.org/IPR/												
2.	http://www.wipo.int/portal/index.html.en												
3.	http://www.ipr.co.uk/IP_conventions/patent_cooperation_treaty.html												
4.	www.patentoffice.nic.in												
5.	www.iprlawindia.org/												

INTRODUCTION TO GERMAN LANGUAGE			
Course Code	HU1503-1	Course Type	OEC
Teaching Hours/Week (L:T:P: S)	3:0:0:0	Credits	03
Total Teaching Hours	40+0+0+0	CIE + SEE Marks	50+50
Teaching Department: Mechanical			
Course Objectives:			
1.	Distinguish - definite and indefinite articles, declension of singular and plural nouns by adding certain endings to them to differentiate between subjects, objects and indirect objects and construct sentences of simple day to day usage.		
2.	Differentiate between nominative and accusative cases with transitive and intransitive verbs, and negation with Kein/e/er		
3.	Differentiate use of dative object besides the subject for some specific verbs and Apply the grammar principles of use of personal pronoun as a substitute for noun as per the case, number and gender of the noun.		
4.	Differentiate preposition forms when used exclusively in accusative or Dative forms or on combination of the two cases		
5.	Differentiate conjugation of verbs in present, present-perfect and past participle tenses, separable and inseparable verbs, application of conjugation of modal verbs and position of modal verb in a sentence.		
UNIT - I			
			15 Hours
<p>Introduction: Mein Name ist (saying who you are, greeting people and saying goodbye, asking people where they come from and where they live. Language point: I and you), Lesen der politischen Karte der Welt, Nationalitäten und Sprachen, Die Uhrzeit (The time) telling time and talking about daily routine, Tage der Woche, die Monate, die vier Jahreszeiten, die Jahre</p> <p>Mir geht es gut: Asking people how they are, saying how you are, saying which cities and countries people come from, Language points: verb endings),</p> <p>Wie schreibt man das (how do you write that?) Counting from 1-100 and above, alphabet, spelling our names and words, talking about us and them. Language points: Yes-no questions</p> <p>Artikel (Articles): As in English, there are definite (der/die/das) and indefinite (ein/eine) articles: the □ der/die/das; a/an □ ein/eine</p> <p>Die vier Fälle (The four cases): Nominativ, Akkusativ, Dativ, Genitiv(Not in level A-1)</p> <p>Deklination des bestimmten Artikels der/die/das</p> <p>Deklination des unbestimmten Artikels ein/eine</p> <p>(Deklination/Declension: the variation of the form of a noun, pronoun, or adjective, by which its grammatical case, number, and gender are identified)</p> <p>Deklination von Substantiven (Declension of nouns) (Singular and Plural)</p> <p>(German nouns are declined by attaching certain endings to them, according to case, number and gender. This helps to differentiate between subjects, objects and indirect objects).</p> <p>Nominativ und Akkusativ(nominative and accusative cases)</p> <p>The verb determines the case of the noun. Some verbs only go with the nominative, others only with the accusative (or the dative). Thus, German verbs are either transitive or intransitive.</p> <p>(Nominative and accusative cases) Intransitive Verben (intransitive verbs) Transitive Verben (transitive verbs)</p> <p>Negation „kein/e/er “(negation with „kein/e/er “)</p>			

(Singular und Plural) The negation of the indefinite article (ein/eine/ein) is kein/keine/kein. For this, you just have to put a „k“ at the beginning of the declined form of ein/eine/ein. Peter sieht ein Haus. <input type="checkbox"/> Negation <input type="checkbox"/> Peter sieht kein Haus. (Peter sees a house. <input type="checkbox"/> negation <input type="checkbox"/> Peter does not see a house.) (With examples, writing and hearing exercises, and German to English Glossary as applicable)	
UNIT - II	
	14 Hours
Dativ (the dative) (You are already familiar with verbs which require a direct accusative object in addition to the subject, which is in the nominative case. But there also some verbs which require a dative object besides the subject. To identify the dative object you ask “(To) whom?”) Der Plural (the plural) There are many different forms of the plural in the German language. Principally, the gender and the ending of the noun determine the plural form. Then, you either attach a plural ending to the noun, change a vowel, or keep the noun as it is in the singular. Das Personalpronomen (the personal pronoun) The personal pronoun is a substitute for a noun. Its forms are determined by the case, number and gender of the noun which is to be replaced. Die Formen des Personalpronomen im Nominativ (The nominative forms of the personal pronoun): Präpositionen (prepositions) German prepositions are followed by an object, either in the accusative or the dative case. Some prepositions always take an accusative object, others always a dative object. But there are also prepositions which can be followed by both. In this case, the question “Where(to)?” (<input type="checkbox"/> accusative) or “Where?” (<input type="checkbox"/> dative) determines the case of the object. Präpositionen mit Akkusativ und Dativ (Prepositions with accusative and dative) 1. Präpositionen mit Akkusativ (prepositions with accusative) 2. Präpositionen mit Dativ (prepositions with dative) 3. Präpositionen mit Akkusativ oder Dativ (prepositions with accusative or dative) (With examples, writing and hearing exercises, and German to English Glossary as applicable)	
UNIT - III	
	11 Hours
Konjugation von Verben im Präsens (Conjugation of verbs in present tense) Verbs are conjugated by attaching certain endings, depending on the person and number of the subject. Trennbare und untrennbare Verben (separable and inseparable verbs) Verbs with prefixes are distinguished between separable and inseparable verbs.	

The prefix of an inseparable verb must never be separated from the stem. Here the stress is on the stem: be-kommen. The prefix of a separable verb gets separated from the stem when the verb is conjugated. In the infinitive, the stress is on the prefix: an-kommen

1. Trennbare Verben (separable verbs)

2. Untrennbare Verben (inseparable verbs)

Konjugation von Verben im Perfekt

(Conjugation of verbs in present perfect)

The present perfect (Perfekt) describes something which happened in the past and is especially used in spoken German. It is formed with the present tense form of „haben“ or „sein“ and the past participle of the main verb.

1. Die Bildung des Partizips

(the formation of the past participle)

2. Die Bildung des Perfekts mit „haben“ und „sein“

(the formation of the present perfect with „haben“ and „sein“)

Modalverben (modal verbs)

A modal verb is rarely used as a main verb; instead, it usually modifies the main verb. While the main verb remains in the infinitive, the modal verb is conjugated.

In German, there are 7 modal verbs:

können (can/be able), dürfen (may/be allowed), wollen (want),

müssen (must/have to), sollen (shall), mögen (to like), möchten (wish/would like)

1. Konjugation der Modalverben

(Conjugation of the modal verbs)

2. Stellung des Modalverbs im Satz

(Position of the modal verb within a sentence)

(With examples, writing and hearing exercises, and German to English Glossary as applicable)

Course Outcomes: At the end of the course student will be able to

1.	Distinguish - definite and indefinite articles, declension of singular and plural nouns by adding certain endings to them to differentiate between subjects, objects and indirect objects and construct sentences of simple day to day usage.
2.	Differentiate between nominative and accusative cases with transitive and intransitive verbs, and negation with Kein/e/er
3.	Differentiate use of dative object besides the subject for some specific verbs and Apply the grammar principles of use of personal pronoun as a substitute for noun as per the case, number and gender of the noun.
4.	Differentiate preposition forms when used exclusively in accusative or Dative forms or on combination of the two cases
5.	Differentiate conjugation of verbs in present, present-perfect and past participle tenses, separable and inseparable verbs, application of conjugation of modal verbs and position of modal verb in a sentence.

Course Outcomes Mapping with Program Outcomes

Program Outcomes→	1	2	3	4	5	6	7	8	9	10	11	12
↓ Course Outcomes												
HU1503-1.1	-	-	-	-	-	3	-	-	2	1	-	1
HU1503-1.2	-	-	-	-	-	3	-	-	2	1	-	1
HU1503-1.3	-	-	-	-	-	3	-	-	2	1	-	1
HU1503-1.4	-	-	-	-	-	3	-	-	2	1	-	1
HU1503-1.5	-	-	-	-	-	3	-	-	2	1	-	1

1: Low 2: Medium 3: High	
TEXT BOOKS:	
1.	Ulrich Haessermann, Georg Dietrich, Christianne C. Guenther, Diethelm Kaminski, Ulrike Woods and Hugo Zenker, Sprachkurs Deutsch Neusaffung 1, Unterrichtswerk fuer Erwachsene, Verlag Moritz Diesterweg, Universitaetsdruckerei H. Stuert AG Wuerzburg, 1989.
2.	Paul Coggle and Heiner Schenke, Teach Yourself German (a complete course in understanding, speaking and writing), Teach Yourself Books, Hodden & Stoughton Educational, UK, 2001
3.	Langenscheidt German In 30 Days: Book + Cd Paperback, www.amazon.in, – 1 September 2011
REFERENCE MATERIALS:	
1.	Deutsche Sprachlehre für Ausländer.
2.	Themen Aktuell (Text and workbook).
3.	Deutsch als Fremdsprache 1A.
4.	Tangram Aktuell 1A/1B (Text and workbook).
5.	Wherever required the Videos/Audios are also played in the class room sessions
E-RESOURCES:	
1.	https://onlinecourses.nptel.ac.in/noc21_hs30/preview NPTEL-Swayam, German-I by Prof. Milind Brahme IIT Madras
2.	https://www.trainerman.com/en/ powered by Sprachinstitut TREFFPUNKT Online

INTRODUCTION TO JAPANESE LANGUAGE													
Course Code				HU1504-1				Course Type				OEC	
Teaching Hours/Week (L:T:P:S)				3:0:0:0				Credits				03	
Total Teaching Hours				40+0+0+0				CIE + SEE Marks				50+50	
Teaching Department:													
Course Objectives:													
1.	Have basic spoken communication skills												
2.	Write Simple Sentences												
3.	Listen and comprehend basic Japanese spoken Japanese												
4.	Read and understand basic Japanese characters including Kanji												
UNIT - I													
(Lessons 1-6)											15 Hours		
Grammar – Introduction, Alphabets, Accents, Noun, Pronoun, Present Tense, Past tense													
Vocabulary – Numbers, Days, week days, months, Seasons, Nature, Dialogs and Video Clips													
UNIT - II													
(Lessons 7-13)											14 Hours		
Communication skills – Time, Adjective, Seasons, Conversation, Q&A, Hobby, 5-W/1-H, Entering School/Company, Body Parts, Colours, Features etc.													
UNIT - III													
(Lessons 14-20)											11 Hours		
Japanese Counting System, Birth/Death, Dialogs (Going to Party, Restaurant), My day, Success/Failure, Kanji Characters, and sentence making, Video Clips													
Course Outcomes: At the end of the course student will be able to													
1.	Understand Simple words, expressions and sentences, spoken slowly and distinctly												
2.	Speak slowly and distinctly to comprehend												
3.	Read and Understand common words and sentences												
4.	Ask Basic questions and speak in simple sentences												
5.	Write Hiragana/Katakana and Kanji (120) characters.												
Course Outcomes Mapping with Program Outcomes													
Program Outcomes→		1	2	3	4	5	6	7	8	9	10	11	12
↓ Course Outcomes													
HU1504-1.1		-	-	-	-	-	3	-	-	2	1	-	1
HU1504-1.2		-	-	-	-	-	3	-	-	2	1	-	1
HU1504-1.3		-	-	-	-	-	3	-	-	2	1	-	1
HU1504-1.4		-	-	-	-	-	3	-	-	2	1	-	1
HU1504-1.5		-	-	-	-	-	3	-	-	2	1	-	1
1: Low 2: Medium 3: High													
NATIONAL CADET CORPS: ORGANIZATION, FUNCTIONS AND CAPABILITIES													
Course Code				HU1505-1				Course Type				OEC	
Teaching Hours/Week (L:T:P:S)				3:0:0:0				Credits				03	

Total Teaching Hours	40+0+0+0	CIE + SEE Marks	50+50
Teaching Department: Chemistry			
Course Objectives:			
1.	To create evolved youth, who will be equipped to contribute in the development of the nation.		
2.	To train students so as to achieve their physical and mental endurance. To acquire body language of smart soldier and to inculcate the sense of authority by commanding the troop under him/her.		
3.	To inculcate spirit of adventure, undertake adventure activities, to hone leadership qualities and risk-taking abilities.		
4.	To understand and develop life skills, soft skills and to improve emotional quotient of the student.		
5.	To impart basic military training, to develop awareness about the defense forces and expose learners to military ethos / values		
UNIT - I			
NCC: Aims, Objectives and Organization			07 Hours
NCC General, Aims, Objectives and Organization of NCC. Duties of NCC Cadets, NCC Camps: Types and Conduct. National Integration: Importance and Necessity, Unity in Diversity.			
Personality Development			07 Hours
Self-Awareness, Empathy, Critical and Creative Thinking, Decision Making and Problem Solving. Communication Skills, Coping with stress and emotions. Leadership: Traits, Indicators, motivation, moral values, Honor Code. Social Service and Community Development.			
UNIT - II			
Naval Communication and Seamanship			08 Hours
Naval Communication: Introduction, Semaphore, Navigation: Navigation of Ships- Basic requirements, Chart work. Seamanship: Introduction to Anchor work, Rigging Capsule, Boat work- Parts of Boat, Boat pulling instructions, Whaler sailing instructions. Ship Modeling.			
Disaster management and environmental awareness			08 Hours
Disaster Management- Organization, Types of Disasters, Essential Services, Assistance, Civil Defence organization. Adventure Activities. Dos and Don'ts, Fire services and Firefighting, Environmental Awareness and Conservation.			
UNIT - III			
Naval Orientation			10 Hours
Naval Orientation- Armed Forces and Navy Capsule, EEZ Maritime Security & ICG. Border & Coastal Areas: Security setup and Boarder/Coastal management in the area. Naval Orientation: Modes of Entry- IN, ICG, Merchant Navy. Border and Coastal areas: Security Challenges & role of cadets in Border management			
Course Outcomes: At the end of the course student will be able to			

1.	Display sense of patriotism, secular values and shall be transformed into motivated youth who will contribute towards nation building through national unity and social cohesion.
2.	Demonstrate the sense of discipline, improve bearing, smartness, turnout and develop the quality of immediate and implicit obedience of orders, with good reflexes.
3.	Acquaint, expose & provide knowledge about Army/Navy/ Air force and acquire information about expanse of Armed Forces, service subjects and important battles.

Course Outcomes Mapping with Program Outcomes														
Program Outcomes→	1	2	3	4	5	6	7	8	9	1	1	1	PSO↓	
↓ Course Outcomes										0	1	2	1	2
HU1505-1.1	-	-	-	-	-	3	3	1	-	-	-	-	-	-
HU1505-1.2	-	-	-	-	-	3	3	-	-	-	-	-	-	-
HU1505-1.3	-	-	-	-	-	-	-	-	1	-	-	-	-	-

1: Low 2: Medium 3: High

REFERENCE BOOKS:														
1.	R.K. Guptha, "Cadets Handbook", Ramesh Publishing House, New Delhi.													

OVERVIEW OF INDIAN CULTURE				
Course Code		HU1506-1	Course Type	OEC
Teaching Hours/Week (L:T:P: S)		3:0:0:0	Credits	03
Total Teaching Hours		40+0+0+0	CIE + SEE Marks	50+50
Teaching Department: Humanities				
Course Objectives:				
1.	To understand the relevance of Culture in Human Life, dynamism of Indian Culture and Arts through ages.			
2.	To understand the local culture and its vibrancies.			
3.	To develop awareness about Indian Society, Culture and Arts under Western rule.			
4.	To comprehend different dimension and aspects of the Indian culture and arts.			
5.	To appreciate cultural performances in India.			
UNIT - I				
Knowing Culture				08 Hours
What is Culture, Different aspects of Culture, Cultural expression, Importance of Culture				
Influence of Culture				07 Hours
Relationship of Culture with: Language, Religion and History, Gender				
UNIT - II				
Media and Culture				07 Hours
Role of News Papers, Indian Cinema, Music, Advertisements				
Languages, Literature and Culture				07 Hours
Role of Sanskrit, Vedas, Upanishads, Ramayana and Mahabharata, Puranas, other Sanskrit Literature, Buddhist and Jain Literature, Dravidian Languages and Literature, North Indian Languages and Literature, Subaltern Literature				
UNIT - III				
Arts and Culture				07 Hours
Indian Theatre and Performing Arts, Ritual performances, and Tuluva cultural and ritual performances.				
(Self-study Component)				04 Hours
Contribution of Indian History to Culture				
Ancient India – Persian and Macedonian invasions and its impact on Indian Culture, Development of Culture and Arts during the Mauryan Empire (Ashoka), the Guptas, the South Indian Dynasties – the Cholas, Nalanda as a Centre of Learning.				
Medieval India – Life of People under Delhi Sultanate, Rise of Islam and Sufism, Political Scene of India, Bhakti Movement, Folk Arts, Rise of Modern Indian Languages.				
Modern India – British Ruling and its impact on Indian Culture, Social and Religious Reforms, Indian National Movement and Achievement of Independence.				
Course Outcomes: At the end of the course student will be able to				
1.	Examine how the culture has a very important role in human life and growth of human civilization and have a general awareness on historical perspective of growth of Indian Culture and Arts.			
2.	Appreciate their own local culture from an academic perspective.			
3.	Know about the impact of Western Rule in India and Indian Struggle for Freedom and also its impact on Indian Culture and Arts and able to appreciate and the role of language in connecting people, growth of culture and arts beyond the barriers of religion and ages.			

4.	Take interest in learning these forms of arts, and also appreciate and preserve them for the future generations feeling proud of Indian Culture, Arts and Architecture.
5.	Appreciate art performances in India which will enable them to get exposed to an artistic sphere, which eventually help them to be creative and imaginative.

Course Outcomes Mapping with Program Outcomes													
Program Outcomes→	1	2	3	4	5	6	7	8	9	10	11	12	
↓ Course Outcomes													
HU1506-1.1	-	1	-	-	-	3	-	3	3	1	-	3	
HU1506-1.2	-	-	-	2	-	3	-	2	3	3	-	3	
HU1506-1.3	-	-	-	-	-	3	-	1	-	-	-	1	
HU1506-1.4	-	-	-	-	-	3	-	2	1	2	-	3	
HU1506-1.5	-	-	-	-	-	3	-	3	3	3	-	2	

1: Low 2: Medium 3: High

PHILOSOPHY			
Course Code	HU1507-1	Course Type	OEC
Teaching Hours/Week (L:T:P: S)	3:0:0:0	Credits	03
Total Teaching Hours	40+0+0+0	CIE + SEE Marks	50+50
Teaching Department: Visiting			
Course Objectives:			
1.	To provide a new understanding based on which one can move to overcome the current problems, both at the individual level as well as at the societal level.		
2.	To introduce an orientation course for humanities courses in general and for philosophy courses in particular.		
3.	To relate philosophy to literature, culture, society and lived experience.		
4.	To train students in already available philosophical systems.		
5.	To bridge the gap between theory and practice.		
UNIT - I			
Knowledge (Vidya) and Ignorance (Avidya)			14 Hours
Upanishads Six systems orthodox and Heterodox schools of Indian philosophy Greek philosophy			
Origin of the universe			
NasidiyaSukta: “Who really knows?” Brhadaranyaka Upanishad; Chandogya Upanishad: Non-Self, real and unreal Taithriya Upanishad: SikshaValli Plato’s Symposium: Lack as the source if desire and knowledge. Socratic method of knowledge as discovery Language: word as root of knowledge (Bhartrahari’s Vakyapadiyam) Fourteen Knowledge basis as a source of Vidya: Four Vedas, six auxiliary sciences (vedangas); Purana, Nyaya, Mimamsa and Dharma Sastras.			
UNIT - II			
Knowledge as Power			16 Hours
Francis Bacon. Knowledge as both power and self- realization in Bhagavad Gita.			
Knowledge as Oppression			
M. Foucault. Discrimination between Ram and Satyam in Indian Philosophy.			
Knowledge as Invention			
Modern definition of creativity; scientific activity in the claim that science invents new things at least through technology.			
UNIT - III			
			10 Hours
Knowledge about the self, transcendental self; knowledge about society, polity and nature Knowledge about moral an ethics codes.			
Course Outcomes: At the end of the course student will be able to			

1.	To provide a new understanding based on which one can move to overcome the current problems, both at the individual level as well as at the societal level.
2.	To introduce an orientation course for humanities courses in general and for philosophy courses in particular.
3.	To relate philosophy to literature, culture, society and lived experience.
4.	To train students in already available philosophical systems.
5.	To bridge the gap between theory and practice.

Course Outcomes Mapping with Program Outcomes

Program Outcomes→	1	2	3	4	5	6	7	8	9	10	11	12
↓ Course Outcomes												
HU1507-1.1	-	-	-	-	-	3	-	-	2	1	-	1
HU1507-1.2	-	-	-	-	-	3	-	-	2	1	-	1
HU1507-1.3	-	-	-	-	-	3	-	-	2	1	-	1
HU1507-1.4	-	-	-	-	-	3	-	-	2	1	-	1
HU1507-1.5	-	-	-	-	-	3	-	-	2	1	-	1

1: Low 2: Medium 3: High

REFERENCE MATERIALS:

1.	Copleston, Frederick, "History of Philosophy", Vol. 1. Great Britain: Continuum.
2.	Hiriyanna, M. , "Outlines of Indian Philosophy", Motilal Banarsidass Publishers; Fifth Reprint edition, 2009.
3.	Sathaye, Avinash, "Translation of Nasadiya Sukta".
4.	Raju, P. T. "Structural Depths of Indian Thought", Albany: State University of New York Press.
5.	Plato, Symposium, Hamilton Press

PRINCIPLES OF PHYSICAL EDUCATION			
Course Code	HU1508-1	Course Type	OEC
Teaching Hours/Week (L:T:P: S)	3:0:0:0	Credits	03
Total Teaching Hours	40+0+0+0	CIE + SEE Marks	50+50
Teaching Department: Physical Education			
Course Objectives:			
1.	Express understanding of constitution of sports organizations		
2.	Demonstrate considerate familiarity of various food practices		
3.	Grasp understanding of first aid and physical education		
4.	Awareness on the importance of exercise		
5.	Leadership skills and the rules of different sports		
UNIT - I			
			15 Hours
History of Physical Education - Olympic games, Modern Olympic games, Olympic Ideals & Objectives, Olympic Symbols, Olympic Flag, Olympic Emblem, Olympic Motto, Olympic Flame, Asian games International Olympic Committee (IOC), Indian Olympic Association (IOA) Sports awards - Eligibility, Objectives & Criteria Yoga - Meaning and Importance World Health organization (WHO)			
UNIT - II			
			14 Hours
Concept of Health - Meaning of Health, Health Definition, Factors Affecting Health, Qualities of Healthy Person. Health Hazards of College Students, Physical Fitness and Exercises. Food and Nutrition - Food & Nutrition Defined, Nutrients and their Functions - i) Proteins ii) Carbohydrates iii) Fats iv) Vitamins Balanced Diet & Malnutrition Health Education - Meaning of Health Education, Health Education Defined, Scope of Health Education, Importance of Health Education. Posture - Concept of Posture, Correct Postures, Common Postural Defects First Aid - First Aid Defined, Need and importance of First Aid, The Requisites of First Aid, Scope of First Aid, Qualities of a First Aider, Fundamental Principles to be followed and the Duties to be performed by the First Aider, First Aid in Different Cases. Physical Education - Concept of Physical Education, Physical Education Defined, Importance of Physical Education, Scope of Physical Education, Aims and Objectives of Physical Education. Teaching Aid in Physical Education Competition - Introduction, Types of competition, Knock out, League or Round Robin Tournament.			
UNIT - III			
			11 Hours
Training in Sports – Meaning, Principles, Warming Up & Limbering Down Importance of Anatomy and Physiology in Physical Education, Oxygen Debt and Second wind Leadership and Supervision – Leadership, Qualities of a good leader in Physical Education, Types of Leadership in Physical Education - 1. Teacher Leadership 2. Student Leadership.			

Measurement & specification of various playing fields – Cricket, Volley Ball, Basket Ball, Badminton, Ball Badminton, Foot Ball, Hand Ball & their basic playing skills.

Course Outcomes: At the end of the course student will be able to

1.	Demonstrate knowledge of structure of the world sports organizations
2.	Display understanding of different type of food and nutrition for a healthy diet
3.	Comprehend awareness of first aid and physical education
4.	Elucidate about training and the importance of Physical Education
5.	Aware of leadership skills and the knowledge of various sports

Course Outcomes Mapping with Program Outcomes

Program Outcomes→	1	2	3	4	5	6	7	8	9	10	11	12
↓ Course Outcomes												
HU1508-1.1	-	-	-	-	-	3	-	-	2	1	-	1
HU1508-1.2	-	-	-	-	-	3	-	-	2	1	-	1
HU1508-1.3	-	-	-	-	-	3	-	-	2	1	-	1
HU1508-1.4	-	-	-	-	-	3	-	-	2	1	-	1
HU1508-1.5	-	-	-	-	-	3	-	-	2	1	-	1

1: Low 2: Medium 3: High

COMMON SENSE AND CRITICAL THINKING													
Course Code				HU2501-1				Course Type				OEC	
Teaching Hours/Week (L:T:P:S)				3:0:0:0				Credits				03	
Total Teaching Hours				40+0+0+0				CIE + SEE Marks				50+50	
Pre-requisite				HU1001-1 (Technical English)									
Teaching Department: Humanities													
Course Objectives:													
1.	To Problematize Commonsense & Apply Critical thinking skills												
2.	Comprehend etiquettes and manners in different situations												
3.	Be gender sensitive in both offline and online behavior												
4.	Exhibit better comprehension of the social implications of human body												
5.	Understand the importance of reading and writing skills												
UNIT - I													
Common sense and Emotional Intelligence												15 Hours	
Common sense, Commonsensical Consensus, Critical thinking, Unsettling commonsensical Consensus, Role of language in Common sense and Critical Thinking;Nature & Functions of Emotional Intelligence, Emotions, Intelligence and Creativity, Growth of Emotional Intelligence													
Etiquettes & Workplace													
Etiquette, Workplace Etiquettes, Workplace Readiness Skills, Significance of Cross-Cultural Understanding; Cultural Sensitivity, Impact of social media in Workplace													
UNIT - II													
Social Networking Sites and its Impacts												15 Hours	
Emergence of social media, Impact on Gender and Self Representation, Regulatory and Liberatory aspects of social media, Offline Norms & Online Behaviour													
Gender and Body													
Gender & Sex, Genderization, Homogeneity and Heterosexuality, Gender Expressions, Gender Schooling, Representations of Body, Objectification, Gender Perspectives of Body, Different Ways of Seeing the Body, Discipline & Coercion, ISA & RSA													
UNIT - III													
Writing												10 Hours	
Types of Writing, Note Taking Methods, Plagiarism													
Reading													
Styles of Reading, Types of Reading, Scanning, Skimming													
Course Outcomes: At the end of the course student will be able to													
1.	Problematize Commonsense & Apply Critical thinking skills												
2.	Comprehend etiquettes and manners in different situations												
3.	Be gender sensitive in both offline and online behavior												
4.	Exhibit better comprehension of the social implications of human body												
5.	Understand the importance of reading and writing skills												
Course Outcomes Mapping with Program Outcomes													
	Program Outcomes→	1	2	3	4	5	6	7	8	9	10	11	12
	↓ Course Outcomes												
	HU2501-1.1	-	3	-	-	-	-	-	-	3	3	-	3
	HU2501-1.2	-	2	-	-	-	-	-	3	2	3	-	2
	HU2501-1.3	-	3	-	-	-	-	-	-	2	2	-	3

	HU2501-1.4	-	3	-	-	-	-	-	-	2	2	-	3
	HU2501-1.5	-	2	-	-	-	-	-	-	3	3	-	2
1: Low 2: Medium 3: High													
REFERENCE MATERIALS:													
1.	Geetha.V. Gender. Kolkatta: Web Impressions, 2009.												
2.	Bailey, Jane, et al. "Negotiating with Gender Stereotypes On Social Networking Sites: From "Bicycle Face" to Facebook." Journal of Communication Enquiry 37.2 (2013): 91-112.												
3.	Barry, Peter. "Beginning Theory". New Delhi: Viva Books, 2010.												
4.	Berger, John. "Ways of Seeing". London: Penguin Books, 1977.												
5.	Cranny-Francis, Anny, et al. "Gender Studies: Terms and Debates". New York: Palgrave Macmillan, 2003.												
6.	Gauntlett, David. "Media, Gender and Identity: An Introduction". London: Routledge, 2008												
7.	Pilcher, Jane, and Imelda Whelehan. "50 Key Concepts in Gender Studies". London: Sage, 2004. Print.												
8.	Jeanne, Haraway Donna. Simians, Cyborgs, and Women. London: Free Association Books, 1991. Web.												
9.	Koskela, Hille. "Webcams, TV Shows and Mobile Phones: Empowering Exhibitionism." Surveillance & Society 2.3 (2004): 199-215.Web.												
E-RESOURCES:													
1.	http://www.cyberpsychology.eu/view.php?cisloclanku=2009061501/ >.												
2.	http://www.surveillance-and-society.org/articles2(2)/webcams.pdf												
3.	http://eprints.rclis.org/19790/ >.												

LINGUISTICS & LANGUAGE TECHNOLOGY														
Course Code					HU2502-1			Course Type				OEC		
Teaching Hours/Week (L:T:P:S)					3:0:0:0			Credits				03		
Total Teaching Hours					40+0+0+0			CIE + SEE Marks				50+50		
Pre-requisite					HU1001-1 (Technical English)									
Teaching Department: Humanities														
Course Objectives:														
1.	Introspect about the consciousness in one’s language													
2.	Learn pronunciation and how the process helps to communicate effectively.													
3.	Build contextual speech and writing with the pedagogy in sentence structure.													
4.	Improve skill of applying language to enunciate words.													
5.	Progress on the speech aspects by understanding the acquisition of Second Language.													
UNIT - I														
Introduction to Linguistics											08 Hours			
Broad understanding of Linguistics, Language and characteristic features, Scientific Language, Levels of Linguistic Analysis (Phonetics, Phonology, Morphology, Syntax and Semantics); Approach to Linguistics (Traditional, Structural and Cognitive).														
Phonology and Morphology											08 Hours			
Perspectives in Linguistics, Phonemes, Allophones, Phonemic Analysis, Morphology and Morphemes, Word building process, Morphological Analysis.														
UNIT - II														
Syntax											16 Hours			
Constituent structure (Simple Sentence, Noun Phrase, Verb Phrase, Prepositional Phrase, Adjective Phrase, Adverb Phrase, Structure Rules), Tree Diagrams, Case														
UNIT - III														
Sociolinguistics & Psycholinguistics, Artificial Intelligence											08 Hours			
Notion of Language Variety, Languages in Contact, Language and Mind, Error Analysis.														
Course Outcomes: At the end of the course student will be able to														
1.	Understand the importance of language and its facets.													
2.	Demonstrate knowledge of sounds and competence in process of word building.													
3.	Evolve to reason the constituent parts of a sentence.													
4.	Understand the techniques of how ‘meaning’ is applied.													
5.	Analyze errors in day-to-day-conversations and how language is related to society.													
Course Outcomes Mapping with Program Outcomes														
	Program Outcomes→	1	2	3	4	5	6	7	8	9	10	11	12	

↓ Course Outcomes													
HU2502-1.1	-	1	-	-	1	1	-	-	1	-	-	2	
HU2502-1.2	-	-	2	-	-	-	-	-	2	2	-	-	
HU2502-1.3	2	3	-	3	-	-	-	-	3	2	-	-	
HU2502-1.4	-	-	-	-	2	-	-	-	1	2	-	-	
HU2502-1.5	-	2	-	-	-	2	1	-	-	-	-	1	
1: Low 2: Medium 3: High													
REFERENCE MATERIALS:													
1.	Akmaijan, A, R. A. Dimers and R. M. Harnish. "Linguistics: An Introduction to Language and Communication". London: MIT Press, 1979.												
2.	Chomsky, Noam. "Language in Mind". New York: Harcourt Brace Jovanovich, 1968.												
3.	Fabb, Nigel. "Sentence Structure". London: Routledge, 1994.												
4.	Hockett, C. "A Course in Modern Linguistics". New York: Macmillan, 1955.												
5.	O'Grady, W., O. M. Dobrovolsky and M. Aronoff. "Contemporary Linguistics: An Introduction". New York: St. Martin's Press, 1991.												
6.	Pride, J. B. and J. Holmes. "Sociolinguistics". Harmondsworth: Penguin, 1972.												
7.	Richards, J. C. "Error Analysis: Perspectives in Second Language Acquisition". London: Longman, 1974.												
8.	Salkie, R. "The Chomsky Update: Linguistics and Politics". London: Unwin Hyman Ltd., 1990.												
9.	Sinclair, J. M. C. H. and R. M. Coulthard. "Towards an Analysis of Discourse". Oxford: OUP, 1975.												
10.	Thomas, Linda. "Beginning Syntax". Oxford: Blackwell, 1993.												
11.	Verma, S. K. and N. Krishnaswamy. "Modern Linguistics: An Introduction". New Delhi: OUP, 1989.												
12.	Wekker, Herman and Liliane Haegeman. "A Modern Course in English Syntax". Kent: Croom Helm, 1985.												

INTRODUCTION TO CYBER SECURITY				
Course Code:		IS2501-1	Course Type	OEC
Teaching Hours/Week (L: T: P: S)		3:0:0:0	Credits	03
Total Teaching Hours		40	CIE + SEE Marks	50+50
Prerequisite		IS1651-1		
Teaching Department: Information Science & Engineering				
Course Objectives:				
1.	Define the area of cybercrime and forensics and to understand the security threat			
2.	Explain the motive and causes for cybercrime, detection, and handling.			
3.	Investigate Areas affected by cybercrime.			
4.	Illustrate tools used in cyber forensic			
UNIT-I				
Introduction to Cyber Security				15 Hours
Concepts of Cyber Security, Formal Methods of Security Validation, CIA framework-Confidentiality, Integrity and Authenticity, Threat modelling, Domains of cyber security, Security attacks, Security services, Security Mechanisms, Fundamental security design principles, Types of Cyber Threat.				
UNIT-II				
Tools and methods used in Cybercrime				14 Hours
Introduction, Proxy Servers and Anonymizers, Intruders and Hackers, Insider threats, Cybercrimes. Network Threats: Active/ Passive – Interference – Interception –Impersonation – Worms –Virus – Spam’s – Ad ware - Spy ware – Trojans and covert channels –Backdoors – Bots – IP, Spoofing - ARP spoofing - Session Hijacking, Introduction to Phishing, Identity Theft (ID Theft).				
UNIT-III				
Understanding Computer Forensics				11 Hours
Introduction, Digital Forensics Science, The Need for Computer Forensics, Cyberforensics and Digital Evidence, Forensics Analysis of E-Mail, Digital Forensics Life Cycle, Chain of Custody Concept, Network Forensics, Approaching a Computer Forensics Investigation, Setting up a Computer Forensics Laboratory: Understanding the Requirements, Computer Forensics and Steganography, Relevance of the OSI 7 Layer Model to Computer Forensics, Forensics and Social Networking Sites: The Security/Privacy Threats, Computer Forensics from Compliance Perspective, Challenges in Computer Forensics, Special Tools and Techniques, Forensics Auditing, Antiforensics.				
Course Outcomes: At the end of the course student will be able to				
1.	Comprehend the Cybercrime and its origin			
2.	Analyse Security Threat Management and understand the security elements.			
3.	Apply tools and methods used in Cyber crimes			
4.	Analyse Phishing and ID Theft			
5.	Comprehend Digital Forensics			
Course Outcomes Mapping with Program Outcomes				

Program Outcomes→	1	2	3	4	5	6	7	8	9	10	11	12
↓ Course Outcomes												
IS2501-1.1	2	-	-	-	-	1	-	3	-	-	-	-
IS2501-1.2	-	3	-	1	-	2	-	-	2	-	-	-
IS2501-1.3	-	3	2	-	-	-	-	-	-	-	-	-
IS2501-1.4	2	-	-	-	-	2	-	-	-	-	-	-
IS2501-1.5	-	-	-	-	-	-	-	3	-	-	-	-

1: Low 2: Medium 3: High

TEXTBOOKS:

1. William Stallings, "Cryptography and Network Security: Principles and Practice", Pearson Education, 2006.
2. Swiderski, Frank and Syndex, "Threat Modeling", Microsoft Press, 2004.
3. Sunit Belapure and Nina Godbole, "Cyber Security: Understanding Cyber Crimes, Computer Forensics and Legal Perspectives", Wiley India Pvt Ltd, ISBN: 978-81-265-21791, Publish Date 2013.

REFERENCE BOOKS:

1. Thomas J. Mowbray, "Cybersecurity: Managing Systems, Conducting Testing, and Investigating Intrusions", John Wiley & Sons, Inc, ISBN: 978 -1-118 -84965 -1, 2014.
2. James Graham, Ryan Olson, Rick Howard, "Cyber Security Essentials", CRC Press, 15-Dec 2010. Anti- Hacker Tool Kit (Indian Edition) by Mike Shema, Publication Mc Graw-Hill.
3. Santosh B. J., K. V. S. S. S. S. Sairam, Shubham Kumar, Chandu Jagan Sekhar M, "Information and Cyber Security", Scientific International Publishing House, ISBN- 978-93-5625-694-1.

PYTHON APPLICATION PROGRAMMING															
Course Code:				IS2502-1			Course Type				OEC				
Teaching Hours/Week (L: T: P: S)				3:0:0:0			Credits				03				
Total Teaching Hours				40			CIE + SEE Marks				50+50				
Prerequisite				CS1002-1											
Teaching Department: Information Science & Engineering															
Course Objectives:															
1.	Construct Python programs using data types and looping.														
2.	Design object-oriented Python programs using classes and objects.														
3.	Design useful stand-alone and CGI applications in														
UNIT-I															
Functions, Classes and OOP											15 Hours				
Functions: Design with functions: hiding redundancy, complexity; arguments and return values; formal vs actual arguments, named arguments. Program structure and design. Recursive functions Classes and OOP: Classes, objects, attributes and methods; defining classes; design with classes, data modelling; persistent storage of objects, inheritance, polymorphism, operator overloading (_eq_, _str_, etc); abstract classes; exception handling, try block															
UNIT-II															
Lists, Tuples, and Dictionaries											14 Hours				
Lists, tuples, and dictionaries: Basic list operators, replacing, inserting, removing an element; searching and sorting lists; dictionary literals, adding and removing keys, accessing, and replacing values; traversing dictionaries. File Handling: Reading From Text Files, Writing to Text Files, Working with Excel Sheets ,CSV, PDF, Word,															
UNIT-III															
Essential Python Libraries											11 Hours				
Working with SciPy, Numpy, Matplotlib, Pandas. Graphical user interfaces: event-driven programming paradigm; creating simple GUI; buttons, labels, entry fields, dialogs; widget attributes - sizes, fonts, colors layouts, nested frames Simple CGI form.															
Course Outcomes: At the end of the course student will be able to															
1.	Demonstrate the basics of Python programming like data types and looping														
2.	Apply the basic data structures in solving the problems														
3.	Experiment with usage of functions in a given problem														
4.	Develop Objects by creating classes and apply object-oriented features														
5.	Develop applications in Python using File Programming & User Interface														
Course Outcomes Mapping with Program Outcomes															
	Program Outcomes→			1	2	3	4	5	6	7	8	9	10	11	12
	↓ Course Outcomes														
	IS2502-1.1			2	-	-	-	2	-	-	-	-	-	-	3
	IS2502-1.2			2	-	-	-	2	-	-	-	-	-	-	3
	IS2502-1.3			2	-	-	-	2	-	-	-	-	-	1	3
	IS2502-1.4			-	-	-	-	-	-	-	-	-	-	-	-
	IS2502-1.5			-	-	-	-	-	-	-	-	-	-	-	
1: Low 2: Medium 3: High															

1: Low 2: Medium 3: High

TEXTBOOKS:	
1.	Kenneth A. Lambert, "The Fundamentals of Python: First Programs", 2011, Cengage Learning, ISBN: 978-1111822705.

SOFTWARE ENGINEERING PRACTICES			
Course Code:	IS2503-1	Course Type	OEC
Teaching Hours/Week (L: T: P: S)	3:0:0:0	Credits	03
Total Teaching Hours	40	CIE + SEE Marks	50+50
Prerequisite	CS1002-1		
Teaching Department: Information Science & Engineering			
Course Objectives:			
1.	Outline software engineering principles and activities involved in building large software programs.		
2.	Explain the importance of architectural decisions in designing the software.		
3.	Describe the process of Agile project development.		
4.	Recognize the importance of software testing and describe the intricacies involved in software evolution.		
5.	Identify several project planning and estimation techniques and explain the importance of software quality.		
UNIT-I			
Introduction			15 Hours
Need for Software Engineering, Professional Software Development, Software Engineering Ethics, Case Studies.			
Software Processes			
Models: Waterfall Model, Incremental Model and Spiral Model; Process activities			
Requirements Engineering			
Functional and non-functional requirements, Requirements engineering processes, Requirements Elicitation and Analysis, Requirements specification, Software requirements document, Requirements validation & management.			
UNIT-II			
System Models			15 Hours
Context models, Interaction models, Structural models, Behavioral models.			
T Architectural Design			
Architectural design decisions. Architectural Views and patterns, Application architectures.			
Design and implementation			
Object oriented Design using UML.			
Agile Software Development			
Agile methods, Plan-driven and agile development, Extreme Programming, Agile project management.			
UNIT-III			
Project Management			10 Hours
Risk management, Teamwork.			
Project Planning			
Software pricing, Plan-driven development, Project Scheduling.			
Quality Management			
Software quality, Reviews and inspections, Software measurement and metrics, Software standards.			
Course Outcomes: At the end of the course student will be able to			

1.	Recognise the basics of software system, component, process and Software Requirement Specification to meet desired needs within realistic constraints and outline the professional and ethical responsibility
2.	Describe the waterfall, incremental and iterative models and architectural design in implementing the software
3.	Make use of the techniques, skills, modern engineering design tools and agile methods necessary for engineering practice.
4.	Describe the methods for maintaining software system.
5.	Discuss project planning and management and illustrate the quality of software products

Course Outcomes Mapping with Program Outcomes

Program Outcomes→	1	2	3	4	5	6	7	8	9	10	11	12
↓ Course Outcomes												
IS2503-1.1	-	3	1	-	-	-	-	2	-	-	-	-
IS2503-1.2	1	3	1	-	-	-	-	-	-	-	-	-
IS2503-1.3	1	1	3	-	-	-	-	-	-	-	-	-
IS2503-1.4	1	3	2	-	-	-	-	-	-	-	-	-
IS2503-1.5	1	2	2	-	-	-	-	-	-	-	-	-

1: Low 2: Medium 3: High

TEXTBOOKS:

1. Ian Sommerville, "Software Engineering", 9th Edition, Pearson Education, 2012.

REFERENCE BOOKS:

1. Roger S. Pressman: "Software Engineering-A Practitioners approach", 7th Edition, Tata McGraw Hill, 2017.
2. Pankaj Jalote: "An Integrated Approach to Software Engineering", Wiley, India, 2010.

E Books / MOOCs/ NPTEL

1. <http://agilemanifesto.org/>
2. <http://www.jamesshore.com/Agile-Book/>
3. <https://www.mooc-list.com/course/uml-class-diagrams-software-engineering-edx>
4. <https://www.mooc-list.com/course/enterprise-software-lifecycle-management-edx>

WEB TECHNOLOGIES															
Course Code:				IS2504-1			Course Type				OEC				
Teaching Hours/Week (L: T: P: S)				3:0:0:0			Credits				03				
Total Teaching Hours				40			CIE + SEE Marks				50+50				
Prerequisite				CS1002-1											
Teaching Department: Information Science & Engineering															
Course Objectives:															
1.	Illustrate the Semantic Structure of HTML and CSS														
2.	Compose forms and tables using HTML and CSS														
3.	Design Client-Side programs using JavaScript and Server-Side programs using PHP														
4.	Illustrate the Database connectivity using PHP														
5.	Examine JavaScript frameworks such as jQuery														
UNIT-I															
Introduction to HTML											15 Hours				
HTML tags and simple HTML forms, web site structure, HTML table, Need for CSS, introduction to CSS, basic syntax and structure, using CSS, background images, colours and properties, manipulating texts, using fonts, borders and boxes, margins, padding lists, positioning using CSS, Selectors, The Cascade: How Styles Interact, The Box Model, CSS Text Styling.															
UNIT-II															
Client side Scripting											15 Hours				
Introduction to JavaScript: JavaScript language – declaring variables, scope of variables functions, event handlers (on click, on submit etc.), Document Object Model, Form validations. Introduction to PHP: Declaring variables, data types, arrays, strings, operations, expressions, control structures, functions, Reading data from web form controls like Text Boxes, radio buttons, lists etc.,															
UNIT-III															
PHP Databases											10 Hours				
Basic command with PHP examples, Connection to server, creating database, selecting a database, listing database, listing table names creating a table, inserting data, altering tables, queries, deleting database, deleting data and tables, File Handling in PHP, PHP Arrays and Superglobals, Arrays, \$_GET and \$_POST Superglobal Arrays, jQuery Introduction: What is jQuery, Adding jQuery in to your web pages, jQuery Syntax, jQuery Selectors, jQuery Events.															
Course Outcomes: At the end of the course student will be able to															
1.	Adapt HTML and CSS syntax and semantics to build web pages														
2.	Construct and visually format tables and forms using HTML and CSS.														
3.	Experiment with the usage of Event handling and Form validation using JavaScript.														
4.	Understand the principles of object-oriented development using PHP and Database concepts.														
5.	Inspect JavaScript frameworks like jQuery which facilitates developers to focus on core features.														
Course Outcomes Mapping with Program Outcomes															
	Program Outcomes→			1	2	3	4	5	6	7	8	9	10	11	12
	↓ Course Outcomes														
	IS2504-1.1			1	2	-	2	-	-	-	-	-	-	-	1
	IS2504-1.2			1	-	-	2	-	-	-	-	-	-	-	1

	IS2504-1.3	1	2	-	2	3	-	-	-	-	-	-	1
	IS2504-1.4	1	2	-	2	3	-	-	-	-	-	-	1
	IS2504-1.5	1	-	-	2	3	-	-	-	-	-	-	1
1: Low 2: Medium 3: High													
TEXTBOOKS:													
1.	Randy Connolly, Ricardo Hoar, "Fundamentals of Web Development", 1 st Edition, Pearson Education India. (ISBN:978-9332575271).												
E Books / MOOCs/ NPTEL													
1.	nptel.ac.in/courses/106105084/11												

GRAPH THEORY															
Course Code:					MA1501-1			Course Type				OEC			
Teaching Hours/Week (L: T: P: S)					3:0:0:0			Credits				03			
Total Teaching Hours					40			CIE + SEE Marks				50+50			
Teaching Department: Mathematics															
Course Objectives:															
1.		Explain subgraphs, bipartite graphs, isomorphic graphs etc. Apply the concept of trees and its properties													
2.		Distinguish between Hamilton and Eulerian graph. Distinguish between planar and nonplanar graphs and apply their properties to solve problems.													
3.		Represent a graph in terms of adjacency matrix, incidence matrix etc. and vice-versa.													
4.		Find the shortest path between two vertices in a graph. Find minimal spanning tree.													
UNIT-I															
Introduction to graphs												15 Hours			
Graphs and Graph Models, digraphs, Konigsberg bridge problem. Special Types of Graphs: Subgraphs-spanning and induced subgraphs, complete graph, Bipartite Graphs. Isomorphism of graphs. Complement of a graph and its properties.															
Connectivity-point and line connectivity. Trees and its properties.															
Euler and Hamilton graphs and their applications.															
UNIT-II															
Planar graphs												09 Hours			
Euler's polyhedron formula, outer planar graphs, applications															
Colorability												07 Hours			
Chromatic number, five color theorem, chromatic polynomial, Applications of graph coloring.															
Matrix representation of graphs															
Adjacency matrix, incidence matrix, circuit matrix, cut set matrix, Path matrix.															
UNIT-III															
Network Flows												04 Hours			
Max -flow and Min-cut Theorem(statement), problems.															
Shortest paths in weighted graphs															
Dijkstra's algorithm to find shortest paths.															
Spanning trees												05 Hours			
Algorithms to find a spanning tree, minimal spanning tree-Kruskal's & Prim's algorithm.															
Course Outcomes: At the end of the course student will be able to															
1.		Distinguish between bipartite and complete bipartite graphs, identify whether two graphs are isomorphic, find subgraphs of a graph etc.													
2.		Distinguish between Eulerian and Hamiltonian graphs.													
3.		Identify whether a graph is planar and to find the chromatic polynomial of a graph.													
4.		Representing graphs interms of Matrices.													
5.		Apply algorithmic methods to find the shortest path between two given vertices. Use a suitable algorithm to find a minimal spanning tree.													
Course Outcomes Mapping with Program Outcomes															
		Program Outcomes→		1	2	3	4	5	6	7	8	9	10	11	12
		↓ Course Outcomes													

	MA1501-1.1	3	3	-	-	-	-	-	-	-	-	-	-
	MA1501-1.2	2	1	-	-	-	-	-	-	-	-	-	-
	MA1501-1.3	2	3	-	-	-	-	-	-	-	-	-	-
	MA1501-1.4	3	2	-	-	-	-	-	-	-	-	-	-
	MA1501-1.5	3	2	-	-	-	-	-	-	-	-	-	-
1: Low 2: Medium 3: High													
TEXTBOOKS:													
1.	F. Harary, “Graph theory”, Narosa Publishing House, 1988.												
2.	Narsing Deo, “Graph Theory with applications to Engg. and Comp. Sciences”, PHI,1974.												
3.	Kenneth H. Rosen, “Discrete Mathematics and its applications”, Tata McGraw Hill, V Edition-2003.												
REFERENCE BOOKS:													
1.	D. B. West, “Introduction to Graph Theory”, PHI,2001.												
2.	Chartrand and Zhang, “First Course in Graph Theory”, 2012												
E Books / MOOCs/ NPTEL													
1.	http://diestel-graph-theory.com.												
2.	https://nptel.ac.in/courses/111106102												

NUMBER THEORY													
Course Code:				MA1502-1			Course Type				OEC		
Teaching Hours/Week (L: T: P: S)				3:0:0:0			Credits				03		
Total Teaching Hours				40			CIE + SEE Marks				50+50		
Teaching Department: Mathematics													
Course Objectives:													
1.	Understand the divisibility of integers, study of prime numbers and basic properties of congruences.												
2.	Study Fermat's little theorem and understand Euler's function.												
3.	Study the existence of primitive roots and quadratic residues.												
4.	Study the cryptographic applications in number theory.												
UNIT-I													
Divisibility and the theory of congruences											15 Hours		
Division algorithm, Euclid's algorithm for the greatest common divisor. Linear Diophantine equations. Prime numbers, fundamental theorem of arithmetic. Basic properties of congruences, Linear congruences and Chinese remainder theorem.													
UNIT-II													
											07 Hours		
Fermat's theorem, Wilson's theorem, Euler's Phi function, Euler's theorem.													
Primitive roots and Quadratic congruences											08 Hours		
Order of an integer modulo n, primitive roots for primes, Euler's criterion, Legendre symbol and its properties.													
UNIT-III													
Cryptography											10 Hours		
Introduction to public key cryptography, RSA cryptosystem, an application of primitive roots to cryptography.													
Course Outcomes: At the end of the course student will be able to													
1.	Use divisibility and Greatest common divisor in Euclidean algorithm. Solve Diophantine equations. Identify prime factorization of an integers.												
2.	Understand the properties of congruences. Use Chinese remainder theorem to find solution of system of linear congruences												
3.	Use Fermat's Little Theorem and Wilson's Theorem. Use of Euler's Phi function.												
4.	Identify primitive roots of an integers. Apply Euler's criterion and Legendre symbols.												
5.	Code and decode numbers in the RSA cryptosystem.												
Course Outcomes Mapping with Program Outcomes													
	Program Outcomes→	1	2	3	4	5	6	7	8	9	10	11	12
	↓ Course Outcomes												
	MA1502-1.1	2	3	-	-	-	-	-	-	-	-	-	-
	MA1502-1.2	2	3	-	-	-	-	-	-	-	-	-	-

	MA1502-1.3	2	3	-	-	-	-	-	-	-	-	-	-
	MA1502-1.4	2	3	-	-	-	-	-	-	-	-	-	-
	MA1502-1.5	2	3	-	-	-	-	-	-	-	-	-	-
1: Low 2: Medium 3: High													
TEXTBOOKS:													
1.	D. Burton, "Elementary Number Theory", McGraw-Hill, 2005.												
2.	Niven, H.S. Zuckerman & H.L. Montgomery, "Introduction to the Theory of Numbers", Wiley, 2000.												
REFERENCE BOOKS:													
1.	H. Davenport, "The Higher Arithmetic", Cambridge University Press, 2008.												
2.	G. A. Jones & J. M. Jones, "Elementary Number Theory", Springer UTM, 2007.												
3.	Thomas Koshy, "Elementary Number Theory with Applications", 2nd edition, Elsevier, 2007.												
4.	William J. LeVeque, "Fundamentals of Number Theory".												
E Books / MOOCs/ NPTEL													
1.	http://refkol.ro/matek/mathbooks/ro.math.wikia.com%2520wiki%2520Fisiere pdf_incarcate/Elementary-Number-Theory.pdf												
2.	https://nptel.ac.in/courses/111104138												
3.	https://nptel.ac.in/courses/111103020												

LINEAR ALGEBRA														
Course Code:					MA3501-1			Course Type				OEC		
Teaching Hours/Week (L: T: P: S)					3:0:0:0			Credits				03		
Total Teaching Hours					40			CIE + SEE Marks				50+50		
Prerequisite					MA1001-1 and MA2009-1									
Teaching Department: Mathematics														
Course Objectives:														
1.	Understand the concepts of vectors, bases.													
2.	Determine the kernel, range, rank, and nullity of a linear transformation and apply them suitably in their field of study.													
3.	Find the canonical forms and appraise its importance in various fields.													
4.	Make use of Gram-Schmidt process to produce an orthonormal basis.													
5.	Learn the concepts of singular value decomposition and PCA.													
UNIT-I														
Vector spaces												08 Hours		
Vector spaces, subspaces, bases and dimensions, coordinate vecotrs, null spaces and column spaces of the matrices.														
Linear Transformations												07 Hours		
Linear transformations, rank-nullity theorem, algebra of linear transformations, change of basis, linear operators, linear functionals, transpose of a linear transformation.														
UNIT-II														
Canonical Forms												08 Hours		
Review of characteristic values, similarity of matrices, Cayley Hamilton theorem, annihilating polynomials, invariant subspaces, Jordan and rational canonical forms.														
Inner Product Spaces												07 Hours		
Inner products; inner product spaces; orthogonal sets and projections; Gram-Schmidt process; QR-factorization, Least-squares problems.														
UNIT-III														
Symmetric Matrices and Quadratic Forms												10 Hours		
Diagonalization, quadratic forms, constrained optimization, singular value decomposition and principal component analysis. Applications to linear recurrence relations.														
Course Outcomes: At the end of the course student will be able to														
1.	Interpret vectors in two and three-dimensional spaces both algebraically and geometrically.													
2.	Analyze the concept of a linear transformation as a mapping from one vector space to another and be able to calculate its matrix representation with respect to standard and nonstandard bases.													
3.	Understand the concepts of Jordan and rational canonical forms.													
4.	Make use of Gram-Schmidt process to produce an orthonormal basis and also able to use least square approximation method to obtain the solution of ill conditioned system.													
5.	Apply techniques of constrained optimization singular value decomposition and PCA for problems arising in various engineering fields.													
Course Outcomes Mapping with Program Outcomes														
	Program Outcomes→	1	2	3	4	5	6	7	8	9	10	11	12	
	↓ Course Outcomes													
	MA3501-1.1	3	2	-	-	-	-	-	-	-	-	-	-	
	MA3501-1.2	2	2	-	-	-	-	-	-	-	-	-	-	

	MA3501-1.3	3	1	-	-	-	-	-	-	-	-	-	-
	MA3501-1.4	3	2	-	-	-	-	-	-	-	-	-	-
	MA3501-1.5	3	2	-	-	-	-	-	-	-	-	-	-
1: Low 2: Medium 3: High													
TEXTBOOKS:													
1.	Kenneth Hoffman and Ray Kunze, "Linear Algebra," 2 nd edition, Pearson Education (Asia) Pte. Ltd, 2004.												
2.	David C. Lay, “Linear Algebra and its Applications”,3 rd edition, Pearson Education (Asia) Pte. Ltd, 2005.												
REFERENCE BOOKS:													
1.	M. Artin, "Algebra", Prentice Hall of India, 2004.												
2.	Gilbert Strang, “Linear Algebra and its Applications”, 4th edition, Thomson Learning Asia, 2003.												
3.	Bernard Kolman and David R. Hill, “Introductory Linear Algebra with Applications”, Pearson Education (Asia) Pte.Ltd, 7 th edition ,2003.												
4.	Sheldon Axler, “Linear Algebra Done Right”, Springer International Publication, Third Edition, 2015.												

AUTOMOTIVE ENGINEERING			
Course Code:	ME1501-1	Course Type	OEC
Teaching Hours/Week (L: T: P: S)	3:0:0:0	Credits	03
Total Teaching Hours	40	CIE + SEE Marks	50+50
Teaching Department: Mechanical Engineering			
Course Objectives:			
1.	Get an idea on the different components of an engine and its types with lubrication system.		
2.	Understand the fuel supply system and ignition systems used in automobiles.		
3.	Demonstrate the working of transmission system.		
4.	Explain the importance of suspension system, steering geometry and drives in automobiles		
5.	Know the concept of braking system, tyres and emission control.		
UNIT-I			
Engine Components and Cooling & Lubrication Systems			08 Hours
SI & CI engines, Cylinder arrangements and their relative merits, Liners, Piston, connecting rod, crankshaft, valves, valve actuating mechanisms, valve and port timing diagrams, Choice of materials for different engine components, engine positioning, cooling requirements, methods of cooling, thermostat valves, different lubrication arrangements, crankshaft/flywheel position sensor, accelerator pedal sensors, engine coolant water temperature sensor.			
Fuel Supply Systems for SI and CI Engines			08 Hours
Fuel mixture requirements for SI engines, types of carburetors, simple carburetor, multi point and single point fuel injection systems, CRDI, fuel transfer pumps: AC Mechanical Pump, SU Electrical Pumps, injectors, Fuel gauge sensor, Throttle position sensor, Mass air flow sensors. Ignition Systems : Battery Ignition systems, magneto Ignition system, Transistor assisted contacts. Electronic Ignition, Automatic Ignition advance systems, Lighting systems, Rain/Light sensors, starting device (Bendix drive) Pedagogy: Chalk and talk method, Power Point Presentation			
UNIT-II			
Power Trains			07 Hours
Clutches - Single plate, multiplate and centrifugal clutches. Gear box: Necessity for gear ratios in transmission, Constant mesh gear box, Synchromesh gear box, principle of automatic transmission, Vehicle Speed Sensors, calculation of gear ratios, Types of transmission systems. No numerical.			
Drive to Wheels			08 Hours
Propeller shaft, universal joints, Hotchkiss. and torque tube drives, differential, rear axle, steering geometry, camber, king pin inclination, included angle, castor, toe in & toe out, condition for exact steering, power steering, over steer, under steer & neutral steer, Steering angle sensors, numerical problems. Suspension and Springs: Requirements, leaf spring, coil spring, Torsion bar suspension systems, independent suspension for front Wheel, Air suspension system. Collective bargaining; Characteristics, Necessity, Forms Safety & Health; Industrial accidents, Safety Quality circle; Meaning, Structure Pedagogy: Chalk and talk method, Power Point Presentation			
UNIT-III			
Brakes			09 Hours
Types of brakes, mechanical, compressed air, vacuum and hydraulic braking systems, construction and working of master and wheel cylinder, brake shoe arrangements, Disk brakes, Drum brakes. Tyres: Desirable tyre properties, Types of tyres.			

Automotive Emission: Automotive exhaust emissions, sources and emission control method: EGR, SCR, Emission Standards, Exhaust sensors.

Electric Vehicles.

Pedagogy Chalk and talk method, Power Point Presentation

Course Outcomes: At the end of the course student will be able to

1.	Describe and demonstrate the layout of an automobile and components of an automobile engine. Explain cooling and lubrication systems.
2.	Explain and demonstrate the fuel supply and Ignition systems for SI and CI engines.
3.	Describe and demonstrate the transmission system
4.	Explain and demonstrate the components of drive to wheel and suspension system, calculate the parameters of steering geometry.
5.	Describe and demonstrate automotive braking system. Explain types and construction of tyres and wheels. Explain the significance of automotive emissions and its controlling methods

Course Outcomes Mapping with Program Outcomes

Program Outcomes→	1	2	3	4	5	6	7	8	9	10	11	12
↓ Course Outcomes												
ME1501-1.1	3	1	-	-	-	1	-	-	3	1	-	1
ME1501-1.2	3	1	-	-	-	1	-	-	3	1	-	1
ME1501-1.3	3	1	1	-	-	1	-	-	3	1	-	1
ME1501-1.4	2	3	1	-	-	1	-	-	3	1	-	1
ME1501-1.5	3	1	1	-	-	1	1	1	3	1	-	1

1: Low 2: Medium 3: High

TEXTBOOKS:

1. S. Srinivasan, "Automotive Mechanics", Tata McGraw Hill, 2003.
2. Kirpal Singh, "Automobile Engineering", Vol I and II, 2013.
3. A. K. Babu, "Automotive Electrical and Electronics", Khanna Publishers, 2nd edition, 2016.

REFERENCE BOOKS:

1. R. B. Gupta, "Automobile Engineering", Satya Prakashan, 4th Edn., 1984 .
2. Naran G, "Automobile Engineering", Khanna Publishers 2002

INDUSTRIAL POLLUTION CONTROL				
Course Code:		ME1502-1	Course Type	OEC
Teaching Hours/Week (L: T: P: S)		3:0:0:0	Credits	03
Total Teaching Hours		40	CIE + SEE Marks	50+50
Teaching Department: Mechanical Engineering				
Course Objectives:				
1.	Know the Consequences of pollution, relationship between man and environment over the last few decades, necessity of modern awareness on pollution and how carbon audit can help in developing a carbon strategy.			
2.	Identify the Importance of Meteorology in pollution control and global warming, various types of plume dispersions and its effect; analyze various levels of plume height for different pollutants.			
3.	Distinguish Particulates and fly ash separation techniques such as cyclone separator, electrostatic precipitator efficiency calculations etc.			
4.	Illustrate Formation, measurement and control techniques for Smoke and gaseous pollutants.			
5.	Summarize the Effects of water, soil, plastics and odor pollution their control techniques, Different Pollution Control Acts, Legal aspects of pollution control and how these acts can help in bringing down the pollution rate.			
UNIT-I				
Introduction to Pollution				08 Hours
Man and the environment, types of pollution and its consequences, Changing environmental management concept, sustainable industrial growth, carbon audit, Ill effects of various pollutants, permissible concentration levels & AQI.				
Meteorology				08 Hours
Meteorology, Wind rose, Lapse rate, plume dispersion studies & Numerical problems. Pedagogy: Chalk and talk method, Power Point Presentation				
UNIT-II				
Separation techniques				08 Hours
Different types of Particulates, Need for Separation techniques, Sources of Particulates Matter Fly Ash Electrostatic precipitator (Problems) Theory of settling processes (Design Problems), Bag House fabric filter Cyclone separator Spray Tower Scrubbers & Venturi Scrubber				
Smoke and gaseous pollutants:				08 Hours
Smoke- White, blue and black smoke, Sources of smoke, T,T,T-O Principle of smoke Measurement of stack smoke intensity using Ringlemann Chart and Smokescope & Bosch Smoke meter, Domestic and Industrial Incinerators-Design factors, Pollutant gaseous So2, Co, UBHC, Nox their ill effects and & control methods. Pedagogy: Chalk and talk method, Power Point Presentation				
UNIT-III				
				08 Hours
Water, soil, noise, and odor pollution, their control methods, problems associated with nuclear reactors, Legal aspects of pollution control in India, brief details of Euro and BS standards Pedagogy: Chalk and talk method, Power Point Presentation				
Course Outcomes: At the end of the course student will be able to				
1.	Identify the various types of pollutants and distinguish between them with regards to Particulate matters and AQI.			

2.	Outline the instruments for Meteorological measurements, distinguish types of plume dispersions and its effect; analyze the concentration of various gaseous pollutants from T-Z diagrams
3.	Explain the Particulates and fly ash separation techniques, compare and Interpret their efficiency
4.	Illustrate Formation, measurement and control techniques for Smoke and gaseous pollutants
5.	Identify Effects of water, soil, plastics and odor pollution on environmental Pollution and explain the Legal aspects of pollution control.

Course Outcomes Mapping with Program Outcomes

Program Outcomes→	1	2	3	4	5	6	7	8	9	10	11	12
↓ Course Outcomes												
ME1502-1.1	1	-	-	1	-	3	3	2	1	2	-	3
ME1502-1.2	1	2	1	1	3	2	3	1	1	1	-	2
ME1502-1.3	1	2	2	1	1	2	3	1	1	1	-	1
ME1502-1.4	1	1	1	1	1	2	3	1	1	1	-	2
ME1502-1.5	1	-	-	1	-	2	3	1	1	1	-	3

1: Low 2: Medium 3: High

TEXTBOOKS:

1.	"Environmental Pollution Control Engineering", Wiley Eastern Ltd.,
2.	Gilbert M Masters, "Introduction to Environmental Engineering & Science", PHI, 1995
3.	C. S Rao, "Environmental Pollution Control Engineering", New Age Int.

REFERENCE BOOKS:

1.	Henry C. Perkins, "Air Pollution", Mc-Graw Hill, 1974.
2.	W. L. Faith, "Air Pollution control", John Wiley

E Books / MOOCs/ NPTEL

1.	http://nptel.ac.in/courses/105106119/36
----	---

SUSTAINABLE DEVELOPMENT GOALS

Course Code:	ME1503-1	Course Type	OEC
Teaching Hours/Week (L: T: P: S)	3:0:0:0	Credits	03
Total Teaching Hours	40	CIE + SEE Marks	50+50

Teaching Department: Mechanical Engineering

Course Objectives:

1.	To provide the knowledge, skills, attitudes and values necessary to address sustainable development challenges
2.	Address the global challenges including poverty, inequality, climate change, environmental degradation, peace and justice.
3.	To learn more and take action.
4.	Addresses critical global challenges put forth by UN.
5.	Analyze how sustainable development can be achieved in practice.

UNIT-I

08 Hours

The origin, development and idea of the SDGs History and origins of the Sustainable Development Goals. What are the SDGs? What are their aims, methodology and perspectives? How are they related to the Millennium Development Goals?

SDGs and Society

08 Hours

Ensuring resilience and primary needs in society In-depth discussion and analysis of goals related to poverty, hunger, health & well-being and education

Pedagogy: Chalk and talk method, Power Point Presentation

UNIT-II

14 Hours

SDGs and Society

Strengthening Institutions for Sustainability In-depth discussion and analysis of goals related to gender equality, affordable and clean energy, sustainable cities & communities, and peace, justice & strong institutions

SDGs and the Economy: Shaping a Sustainable Economy In-depth discussion and analysis of goals related to work & economic growth, industry, innovation & infrastructure, inequalities, responsible production & consumption

Pedagogy: Chalk and talk method, Power Point Presentation

UNIT-III

10 Hours

SDGs and the Biosphere

Development within Planetary Boundaries In-depth discussion and analysis of goals related to clean water, climate, life below water and life on land

Realizing the SDGs: Implementation through Global Partnerships In-depth discussion and analysis of SDG 17 which aims to implement the SDGs through partnerships, finance, technology and the development of coherence between policies.

Pedagogy: Chalk and talk method, Power Point Presentation

Course Outcomes: At the end of the course student will be able to

1.	Summarize the UN's Sustainable Development Goals and how their aims, methodology and perspectives.
2.	Analyze the major issues affecting sustainable development and how sustainable development can be achieved in practice.
3.	Identify and apply methods for assessing the achievement/possibilities of sustainable development in Nitte gram panchayath.

4.	Evaluate the implications of overuse of resources, population growth and economic growth. sustainability & Explore the challenges the society faces in making transition to renewable resource use.
5.	Create skills that will enable students to understand attitudes on individuals, society and their role regarding causes and solutions in the field of sustainable development.

Course Outcomes Mapping with Program Outcomes

Program Outcomes→	1	2	3	4	5	6	7	8	9	10	11	12
↓ Course Outcomes												
ME1503-1.1	1	2	1	1	1	3	3	1	1	1	-	2
ME1503-1.2	2	2	1	1	1	3	3	2	1	1	-	1
ME1503-1.3	3	2	2	1	1	3	3	2	3	1	-	1
ME1503-1.4	3	2	3	1	1	3	3	2	1	1	-	1
ME1503-1.5	1	2	2	1	1	3	3	2	2	2	-	1

1: Low 2: Medium 3: High

TEXTBOOKS:

1.	Sachs, Jeffrey D. "The age of sustainable development" Columbia University Press, 2015
2.	Gagnon, B., Leduc, R., and Savard, L., "Sustainable development in engineering: a review of principles and definition of a conceptual framework", Cahier de recherche / Working Paper 08-18, 2008.

REFERENCE BOOKS:

1.	Elliott, Jennifer, "An introduction to sustainable development", Routledge, 2012.
E Books / MOOCs/ NPTEL	
1.	https://www.un.org/sustainabledevelopment/poverty/

TECHNOLOGICAL INNOVATION

Course Code:	ME1504-1	Course Type	OEC
Teaching Hours/Week (L: T: P: S)	3:0:0:0	Credits	03
Total Teaching Hours	40	CIE + SEE Marks	50+50

Teaching Department: Mechanical Engineering

Course Objectives:

1.	Understand basics of operations management and Quality.
2.	Define the concept of technological innovation.
3.	Discuss Innovation management and the difference between Invention and Innovation.
4.	Appreciate the importance of Innovation as a management process and Innovation management techniques.
5.	Discuss the Innovation system, Understand the importance of Technology management and

	Transfer and basics of Technological Forecasting.													
UNIT-I														
Production and Operations Management and Introduction to Quality Concepts													04 Hours	
Production and Operations Management: Introduction - Functions within business organizations - the operation management function - Classification of production systems. Introduction to Quality Concepts: The Meaning of Quality and Quality Improvement - Key dimensions of Quality - Concept of cost of quality - Customers' perception of quality.														
Introduction to Technological Innovation													09 Hours	
Basic Concepts and Definitions: Technology - Technology Management – Invention – Creativity – Innovation - The Concept of Technological Innovation - Innovation Posture, Propensity and Performance - Innovation Measurement - Key factors linking creativity and innovation – Classifications of Innovations – Innovation Process.														
Startup Idea Pitching													03 Hours	
UNIT-II														
Introduction to Innovation Management and Innovation & Competitiveness													07 Hours	
Introduction to Innovation Management: Innovation Management Through Management of Knowledge and Education – Types of Learning - Difference Between Innovation and Invention - Types and Characteristics of Innovation. Innovation and Competitiveness: Case Study – Barriers for Innovation and Competitiveness														
Innovation as a Management Process													08 Hours	
Activities to enhance companies' capacity for innovation – Management of Technological Innovation: Corporate Perspective, National Perspective, Theoretical Perspective and Individual Perspective - Challenges in Technological Innovation Management - Case Study in Technological Innovation Management - Innovation Management Techniques (IMTs).														
UNIT-III														
Innovation Systems and Technology Management & Transfer													04 Hours	
Innovation Systems: The Concept of Innovation Systems - Innovation Systems: Sectoral, Regional, National. Technology Management and Transfer: Technology Transfer - Impacts of MNCs in technology transfer														
Introduction to Technological Forecasting													05 Hours	
Introduction - Applications & Limitations of Technological Forecasting – Technology Forecasting Techniques – Exploratory Forecasting – Normative Forecasting – Delphi Technique – Problems of Technological Forecasting														
Course Outcomes: At the end of the course student will be able to														
1.	Define operations management and quality.													
2.	Describe technological innovation and its key features for business.													
3.	Discuss innovation management and the difference between invention and innovation.													
4.	Explain innovation as a management process, its management and perspectives. Understand Innovation management techniques.													
5.	Explain innovation systems, technology management transfer and basics of technological forecasting.													
Course Outcomes Mapping with Program Outcomes														
	Program Outcomes→	1	2	3	4	5	6	7	8	9	10	11	12	
	↓ Course Outcomes													
	ME1504-1.1	3	2	-	-	-	1	1	-	1	-	-	1	
	ME1504-1.2	3	2	-	-	-	1	1	-	1	-	-	1	

	ME1504-1.3	2	2	-	-	-	1	1	-	1	-	-	1
	ME1504-1.4	2	2	-	-	-	1	1	-	1	-	-	1
	ME1504-1.5	3	2	-	-	-	1	1	-	1	-	-	1
1: Low 2: Medium 3: High													
TEXTBOOKS:													
1.	Carayannis, Elias G., Samara, Elpida T., Bakouros, Yannis L., “Innovation and Entrepreneurship Theory, Policy and Practice”, Springer, 2015.												
REFERENCE BOOKS:													
1.	Dick Whittington, “Digital Innovation and Entrepreneurship”, Cambridge University Press, 2018.												
E Books / MOOCs/ NPTEL													
1.	https://krishi.icar.gov.in/jspui/bitstream/123456789/46063/1/21_Technological%20forecasting.pdf dtd 12/06/2022												
2.	http://www.oiepec.eu/wp-content/uploads/2017/07/Introduction-to-Technology-Forecasting.pdf dtd 12/06/2022												

HUMAN RESOURCE MANAGEMENT			
Course Code:	MG1501-1	Course Type	OEC
Teaching Hours/Week (L: T: P: S)	3:0:0:0	Credits	03
Total Teaching Hours	40	CIE + SEE Marks	50+50
Teaching Department: Mechanical Engineering			
Course Objectives:			
1.	To develop a meaningful understanding of HRM theory, functions and practices.		
2.	To understand concepts and skills recruitment.		
3.	To understand the concepts of training and development.		
4.	To deal with employees' grievances, safety and health types of organizations.		
5.	To understand the concepts of e-HRM.		
UNIT-I			
Human Resource Management & HRP			08 Hours
Introduction, meaning, nature, scope of HRM. Major functions of HRM, Personnel Management vs Human Resource Management, job design, job evaluation, job analysis, job specification, job enlargement, job enrichment. Role of HR Manager.HR Planning. Process HRP.			
Recruitment			08 Hours
Definition, Sources and Methods of Recruitment Selection: Definition and Process of Selection. Cost benefit analysis of selection.			
Placement: Meaning, Induction/Orientation, Internal Mobility, Transfer, Promotion, Demotion and Employee Separation. Performance Appraisal methods.			
Pedagogy: Chalk and talk method, Power Point Presentation			
UNIT-II			
Training and development			07 Hours
Training v/s development, stages in training, Training Methods, Executive Development, Methods and Development of Management Development. Career and Succession Planning.			

Compensation													08 Hours
Employee remuneration, rewards, Wage and Salary Administration, Bonus, fringe benefits. Internal Mobility, External Mobility, Trade union Act (Amendment) 2001. Employee Grievances: Employee Grievance procedure. Discipline procedure Collective bargaining; Characteristics, Necessity, Forms Safety & Health; Industrial accidents, Safety Quality circle; Meaning, Structure Pedagogy: Chalk and talk method, Power Point Presentation													
UNIT-III													
IHRM and e-HRM													09 Hours
Managing IHRM. e-HR Activities, Global recruitment, selection, expatriates. Industrial conflict – Causes, Types, Prevention and Settlement. Aspects of e-HRM,e-Job design & Analysis, Ethical issues in employment Pedagogy: Chalk and talk method, Power Point Presentation													
Course Outcomes: At the end of the course student will be able to													
1.	Describe the basic concepts of HRM & HRP.												
2.	Elucidate the HRM functions of recruitment, selections, and appraisal.												
3.	Apply the training, development and compensation methods in HRD.												
4.	Identify the employee grievances to spell out the remedial measures.												
5.	Infer the concepts of e-HRM and I-HRM.												
Course Outcomes Mapping with Program Outcomes													
	Program Outcomes→	1	2	3	4	5	6	7	8	9	10	11	12
	↓ Course Outcomes												
	MG1501-1-1.1	3	-	-	-	-	1	-	-	1	1	-	1
	MG1501-1-1.2	3	-	-	-	-	1	-	-	1	1	-	1
	MG1501-1-1.3	3	-	-	-	-	1	-	-	1	1	-	1
	MG1501-1-1.4	3	-	-	-	-	1	-	-	1	1	-	1
	MG1501-1-1.5	3	-	-	-	-	1	-	-	1	1	-	1
1: Low 2: Medium 3: High													
TEXTBOOKS:													
1.	P Courseba Rao, "Essentials of Human Resource Management & Industrial Relations", Third Revised Edition.												
REFERENCE BOOKS:													
1.	John M. Ivancevich, "Human Resource Management", 10/e, McGraw Hill.												
2.	Flippo, "Human Resource Management".												
E Books / MOOCs/ NPTEL													
1.	http://edx.nimt.ac.in/courses/course-v1:nimtX+PGDM1212+2017_H1/about												

MANAGEMENT ACCOUNTING AND CONTROL SYSTEM				
Course Code:		MG1502-1	Course Type	OEC
Teaching Hours/Week (L: T: P: S)		3:0:0:0	Credits	03
Total Teaching Hours		40	CIE + SEE Marks	50+50
Teaching Department: Management				
Course Objectives:				
1.	Apply Cost Accounting concepts and techniques in the decision making process.			
2.	Make decisions such as pricing, special order pricing, make-or-buy and elimination of a part of the company or replacement of equipment.			
3.	Understand the relevance of different types of costs in the decision making process such as relevant costs, sunk costs or controllable costs.			
4.	Understand fundamental concepts in Financial, Cost & Management Accounting.			
5.	Develop analytical skills associated with the preparation and interpretation of Financial Statement			
UNIT-I				
Introduction to Cost and Management Accounting and Marginal Costing				07 Hours
Cost Accounting – Meaning, Objectives and Scope, Management Accounting – Meaning, Objectives and Scope, Tools and Techniques of Management Accounting, Relationship of Cost Accounting, Financial Accounting, Management Accounting and Financial Management, Conflicts in Profit versus Value Maximization Principle, Role of Management Accountant in Decision Making.				
Marginal Costing				08 Hours
Meaning, Advantages, Limitations and Applications. Breakeven Analysis, Cost Volume Profit Analysis, P/V Ratio and its Significance, Margin of Safety, Absorption Costing: System of Profit Reporting and Stock Valuation, Difference between Marginal Costing and Absorption Costing, Income Measurement under Marginal Costing and Absorption Costing. (Practical Problems)				
UNIT II				
Standard Costing and Budgetary Control				07 Hours
Standard Costing – Definition, Significance and Applications, Various Types of Standards, Installation of Standard Costing System-for Material, Labour, and Overhead. Variance Analysis for Materials, Labour and Overheads, Accounting Treatment of Variances. Benchmarking for Setting of Standards, Variance Reporting to Management. (Practical Problems)				
Budgetary Control				08 Hours
Budget Concept, Manual, Fixed and Flexible Budgets, Preparation and Monitoring of Various Types of Budgets, Budgetary Control System- Advantages, Limitations and Installation. Zero Base Budgeting, Programme and Performance Budgeting. (Practical Problems)				
UNIT III				
Fund Flow and Cash Flow Statement				05 Hours
Fund Flow Statement Analysis – Definition, Features, Steps for Preparation of Fund Flow Statement.				
Cash Flow Statement Analysis				05 Hours
Classification, Preparation of Cash Flow Statement, Uses of Cash Flow statement, Difference between Cash Flow and Fund Flow Statement. (Practical Problems)				
Course Outcomes: At the end of the course student will be able to				
1.	Describe the Cost Accounting concepts and techniques in the decision making process.			
2.	Elucidate the Make decisions such as pricing, special order pricing, make-or-buy and elimination of a part of the company or replacement of equipment.			

3.	Apply the relevance of different types of costs in the decision making process such as relevant costs, sunk costs or controllable costs.
4.	Identify fundamental concepts in Financial, Cost & Management Accounting.
5.	Infer the analytical skills associated with the preparation and interpretation of Financial Statement

Course Outcomes Mapping with Program Outcomes

Program Outcomes→ ↓ Course Outcomes	1	2	3	4	5	6	7	8	9	10	11	12
MG1502-1-1.1	3	-	-	-	-	1	-	-	1	1	-	1
MG1502-1-1.2	3	-	-	-	-	1	-	-	1	1	-	1
MG1502-1-1.3	3	-	-	-	-	1	-	-	1	1	-	1
MG1502-1-1.4	3	-	-	-	-	1	-	-	1	1	-	1
MG1502-1-1.5	3	-	-	-	-	1	-	-	1	1	-	1

1: Low 2: Medium 3: High

TEXTBOOKS:

1.	M.Y. Khan and P.K. Jain. "Management Accounting", McGraw-Hill Education
2.	Robert N. Anthony, "Management Accounting", Richard Dirwin.
3.	I.M. Pandey, "Management Accounting", Vikas Publishing House.
4.	Paresh shaw, "Management Accounting", Oxford University Press.
5.	A. Murthy and S. Gurusamy, "Management Accounting", McGraw Hill.
6.	NM Singhvi and Ruzbeh J. Bodhanwala, "Management Accounting", PHI learning Pvt. Ltd.

OPERATIONS AND QUALITY MANAGEMENT

Course Code:	MG1503-1	Course Type	OEC
Teaching Hours/Week (L: T: P: S)	3:0:0:0	Credits	03
Total Teaching Hours	40	CIE + SEE Marks	50+50

Teaching Department: Management

Course Objectives:

1.	Define production/operations management. Differentiate between Production and service system and types of production systems. Discuss continuous and intermittent production systems with their advantages and disadvantages. Discuss CRM and ERP systems.
2.	Solve problems on fundamentals of statistics and normal distribution. Draw and Analyze variable process control charts and determine process capability.
3.	Discuss Total Quality Management tools and methods. Calculate reliability of series and parallel systems using the information on failure rate and time.
4.	Solve decision-making problems using break even analysis and decision tree methods. Apply the concepts of Design and System capacity. Solve problems on facility location using break even analysis and transportation method. Solve problems related to product and process layouts.

5.	Use concepts of replacement theory to solve problems of replacing items that fail gradually and suddenly.
28.	
29.	
UNIT-I	
Production and Operations Management	06 Hours
Introduction, Functions within business organizations, the operation management function, Classification of production systems, Productivity, factors affecting productivity, Introduction to Customer Relationship Management (CRM) and Enterprise Resource Planning (ERP).	
Philosophy of statistical process control and modeling process quality	11 Hours
Normal distribution tables, Finding the Z score, Central limit theorem, Chance and assignable causes of variation, Statistical Basis of the Control Charts (basic principles, choices of control limits, significance of control limits, warning limits) Control charts for variables: Control Charts for X-Bar and R- Charts, Type I and Type II errors, Simple Numerical Problems, Process capability: The foundation of process capability, Natural Tolerance limits, c_p – process capability index, c_{pk} , p_p – process performance index, summary of process measures. Numerical problems. Concept of Six sigma. Pedagogy: Chalk and talk method, Power Point Presentation	
UNIT II	
Quality Concepts and Reliability	06 Hours
Introduction to Quality Concepts: The Meaning of Quality and Quality Improvement, Key dimensions of Quality, Concept of cost of quality. Customers' perception of quality. TOTAL Quality Management: Definition, Principles of TQM, Gurus of TQM, Benefits of TQM. Managing Quality: Quality circles, Continuous Improvement- Juran's Trilogy, PDCA cycle, Kaizen, 7 QC tools. Introduction to reliability, Mean time to failure, Mean time between failures, Bath tub curve, Reliability of series and parallel systems, Numerical problems on the above topics.	
Operations Management activities	12 Hours
Decision Making: The decision process, characteristics of operations decisions, use of models - decision making environments. Break even Analysis, Decision trees. Capacity Planning: Importance of capacity decisions, defining and measuring capacity, determinants of effective capacity. Design, System an actual capacity. System efficiency and utilization. Determination of Equipment requirement for a single stage production processes. Numerical problems on the above. Facilities location planning: Need for location decisions, nature of locations decisions, general procedure for making locations decisions, Use of Breakeven analysis and Transportation algorithms for making location decisions. Facilities layout planning: Need for layout decisions. Minimizing material handling cost in process aout using Load distance analysis, Simple line balancing problems in product layout.	
UNIT III	
Replacement Theory	05 Hours
Replacement policy for equipment which deteriorates gradually. Replacement of items that fail suddenly. Pedagogy: Chalk and talk method, Power Point	
Course Outcomes: At the end of the course student will be able to	
1.	Define production/operations management. Differentiate between Production and service system and types of production systems Discuss continuous and intermittent production systems with their advantages and disadvantages. Discuss CRM and ERP systems.

2.	Solve problems on fundamentals of statistics and normal distribution. Draw and Analyze variable process control charts and determine process capability.
3.	Discuss Total Quality Management tools and methods. Calculate reliability of series and parallel systems using the information on failure rate and time.
4.	Solve decision-making problems using break even analysis and decision tree methods. Apply the concepts of Design and System capacity. Solve problems on facility location using break even analysis and transportation method. Solve problems related to product and process layouts.
5.	Use concepts of replacement theory to solve problems of replacing items that fail gradually and suddenly.

Course Outcomes Mapping with Program Outcomes

Program Outcomes→	1	2	3	4	5	6	7	8	9	10	11	12
↓ Course Outcomes												
MG1503-1-1.1	2	1	-	-	-	-	-	-	-	-	2	-
MG1503-1-1.2	2	2	-	-	-	-	-	-	-	-	2	-
MG1503-1-1.3	1	1	-	-	-	-	-	-	-	-	2	-
MG1503-1-1.4	3	2	-	-	-	-	-	-	-	-	3	-
MG1503-1-1.5	1	1	-	-	-	-	-	-	-	-	1	-

1: Low 2: Medium 3: High

TEXTBOOKS:

1.	Joseph G Monks, "Production / Operations Management", McGraw Hill Books
2.	William J Stevenson, "Production and Operations Management", Tata McGraw Hill, 8th Edition.
3.	RC Gupta, "Statistical Quality Control", Khanna Publishers, New Delhi, 2005.
4.	N.D. Vohra, "Quantitative Techniques in Management", Tata McGraw Hill, 2015

REFERENCE BOOKS:

1.	E.L. Grant and R.S. Leavenworth, " Statistical Quality Control ", 7th edition, McGraw-Hill publisher, 2004.
2.	Prem Kumar Gupta, D S. Hira, "Operations Research", S Chand Publications, New Delhi, 2 nd edition 2008, Prentice Hall.
3.	W S Messina, " Statistical Quality Control for Manufacturing Managers ", Wiley & Sons, Inc. New York, 1987
4.	Montgomery, Douglas, " Statistical Quality Control ", 5th Edition, John Wiley & Sons, Inc. 2005, Hoboken, NJ.
5.	Jerry Banks, " Principles of Quality Control ", Wiley & Sons, Inc. New York.

ORGANIZATIONAL BEHAVIOUR				
Course Code:		MG1504-1	Course Type	OEC
Teaching Hours/Week (L: T: P: S)		3:0:0:0	Credits	03
Total Teaching Hours		40	CIE + SEE Marks	50+50
Teaching Department: Management				
Course Objectives:				
1.	Describe the Nature and Characteristics, Determinants and Approaches of Organizational Behaviour. Describe the concepts of Perception, Attitudes and values and their implications.			
2.	Describe the concepts of learning and motivation along with their managerial implications.			
3.	Describe the concepts of Leadership along with their managerial implications.			
4.	Discuss the concepts of group dynamics and conflict management along with their implications.			
5.	Discuss the concepts of Organization culture and change and conflict management along with their implications.			
30.				
UNIT-I				
				15 Hours
Introduction: Conceptual Foundation of Organisational Behaviour; Nature and Characteristics; Determinants; Contributing Disciplines; Challenges and Opportunities for Organisational Behaviour, Models and Approaches of Organizational Behaviour, OB and Emotional Intelligence. Perception, Attitude, and Values: Nature, Process, Importance, Factors Influencing Perception; Attribution Theory of Perception; Issues Involved in Perception: Selective Perception, Halo Effect, Contrast Effect, Projection, Stereotyping; Concept of Pygmalion Effect; an overview of Emotions and feelings, Values, Beliefs and Attitudes with Managerial Implications. Learning: Concept; Theories of Learning: Conditioning, Social Learning, Managerial Implication of Learning Theories. Reinforcement. Motivation: Concept, Major Theories and Process of Motivation: Maslow's Need-Hierarchy Theory; Herzberg's Motivation-Hygiene Theory; McGregor's Theory X and Theory Y; Goal- Setting Theory; ERG Theory; Vroom's Expectancy Theory; Equity Theory; Managerial implications of Various Theories. Pedagogy: Chalk and talk method, Power Point Presentation, Case studies				
UNIT II				
				15 Hours
Leadership: Concept and Functions; Style and Theories of Leadership: Traits, Behavioural and Situational/ Contingency Groups of Theories; Inspirational approaches to Leadership; Charismatic Leadership, Transformational Leadership, and Transactional Leadership, Contemporary Leadership Roles; Challenges to the Leadership Construct; Substitutes and Neutralizers to Leadership. Group Behaviour: Groups: Concept and Classification; Stages of Group Development; Group Structure; Roles and Norms; Premise and Issues; Group Decision-Making: Group vs Individual; Groupthink and Groups Shift; Group Decision Making Techniques and Process. Conflict Management: Concept; Causes; Types; Stages; Effects; Management of Conflicts. Pedagogy: Chalk and talk method, Power Point Presentation, Case studies				
UNIT III				
				10 Hours
Organizational Culture: Concept; Dominant Culture; Strong vs Weak Cultures ; Creating and Sustaining Culture; Employees Learning of The Culture; Creating a Customer-Responsive Culture. Organizational Changes: Concept and Forces for Change; Managing Planned Changes; Resistance to Change; Approaches to Manage Organizational Change; Organizational Development; Culture-Boundedness of Managing the Change.				

Pedagogy: Chalk and talk method, Power Point Presentation, Case studies													
Course Outcomes: At the end of the course student will be able to													
1.	Describe the Nature and Characteristics, Determinants and Approaches of Organizational Behaviour. Describe the concepts of Perception, Attitudes and values and their implications.												
2.	Describe the concepts of learning and motivation along with their managerial implications.												
3.	Describe the concepts of Leadership along with their managerial implications.												
4.	Discuss the concepts of group dynamics and conflict management along with their implications.												
5.	Discuss the concepts of Organization culture and change and conflict management along with their implications.												
Course Outcomes Mapping with Program Outcomes													
	Program Outcomes→	1	2	3	4	5	6	7	8	9	10	11	12
	↓ Course Outcomes												
	MG1504-1-1.1	2	-	-	-	-	-	-	-	3	1	-	-
	MG1504-1-1.2	2	-	-	-	-	-	-	-	3	1	-	-
	MG1504-1-1.3	1	-	-	-	-	-	-	-	3	1	-	-
	MG1504-1-1.4	3	-	-	-	-	-	-	-	3	1	-	-
	MG1504-1-1.5	1	-	-	-	-	-	-	-	-	1	-	-
1: Low 2: Medium 3: High													
TEXTBOOKS:													
1.	Robbins, SP Stephen P, Timothy Judge and Nehasika Vohra, "Organisational Behaviour", 12th or 16th edition, Pearson Education, 2011.												
2.	Fred Luthans, "Organisational Behaviour", 11th edition, Mc Graw Hill, 2009.												
31.													
REFERENCE BOOKS:													
1.	W. Newstrom, John, "Organisational Behaviour", 10 th edition, Tata Mc Graw –Hill 2009.												
2.	Paul Heresy, Kenneth H. Blanchard, and Dewey E. Johnson, "Management of Organisational Behaviour", Leading Human Resources, 2008.												
3.	Dr S S Khanka, "Organisational Behaviour", S. Chand & Co, New Delhi, 2008.												
4.	Sanghi Seema, "Organisational Behaviour", Pearson, 2011.												

TAXATION FOR ENGINEERS				
Course Code:		MG1505-1	Course Type	OEC
Teaching Hours/Week (L: T: P: S)		3:0:0:0	Credits	03
Total Teaching Hours		40	CIE + SEE Marks	50+50
Teaching Department: Management				
Course Objectives:				
1.	To make students understand the overview of Income Tax Law in India.			
2.	To make students understand the basic concepts of income tax such as residential status, tax incidence.			
3.	To make students understand the income tax provisions involved in determination of income from salary, House property, business and profession, capital gain and other sources.			
4.	To help students understand the determination of tax liability Individual assessees.			
5.	To make students understand the deductions u/s 80.			
32.				
UNIT-I				
Basic concepts and Explanation under various Heads of Income				15 Hours
Basic concepts: Assessment Year, Previous Year, Person, Assessee, Income, Charges on Income, Gross Total Income, Capital and Revenue Receipts, Residential status, Connotation of income, Deemed to accrue or arise in India, Incidence of tax, Tax Planning, Tax Evasion, Tax Management. (Problems on Residential Status of Individual assessee)				
Explanation under various Heads of Income: Income from Salary (theory, basic and full-fledged problems on allowances, perquisites and retirement benefits)				
UNIT II				
Income under the head Profit and gains of Business or Professions and Income under Capital Gain				15 Hours
Income under the head Profit and gains of Business or Professions and its computation - basis - Method of accounting - Scheme of business deductions/ allowance - Deemed profits - maintenance of books, (Problems on computation of Income from Business/ Profession of Individual assessee)				
Income under Capital Gain: Basis of charge, Transfer of capital asset, inclusion & exclusion from Capital Asset, Capital Gain, Computation of Capital Gains (theory & problems), Exemptions/deductions from capital gains				
UNIT III				
Income from House Property and Other Sources				10 Hours
Income from House Property - Basic problems on House Property				
Income from Other Sources (theory only)				
Deductions under section 80C to 80U (No problems - Provisions only)				
Course Outcomes: At the end of the course student will be able to				
1.	Exhibit an understanding of the Income Tax Law in India.			
2.	Identify the nature of Incomes and their tax incidence.			
3.	Demonstrate how to determine the income from salary, house property, business and profession, capital gain.			
4.	Demonstrate the determination of tax liability of Individual assessees.			
5.	Exhibit a clear understanding of various provisions of deductions u/s 80.			
Course Outcomes Mapping with Program Outcomes				

Program Outcomes→	1	2	3	4	5	6	7	8	9	10	11	12
↓ Course Outcomes												
MG1505-1-1.1	2	-	-	-	-	1	-	-	1	-	2	1
MG1505-1-1.2	2	-	-	-	-	1	-	-	1	-	2	1
MG1505-1-1.3	3	-	-	-	-	1	-	-	1	-	2	1
MG1505-1-1.4	3	-	-	-	-	1	-	-	1	-	2	1
MG1505-1-1.5	3	-	-	-	-	1	-	-	1	-	2	1

1: Low 2: Medium 3: High

REFERENCE BOOKS:

1.	Vinod Singhania, "Students Guide to Income Tax", Taxman Publications.
2.	Mehrotra & Goyal, "Direct Tax", Sahitya Bhavan.
3.	Lal & Vashisht, "Direct Tax", Pearson Ed. 28E.
4.	V S Datey, "Indirect Taxes", Taxman Publications.
5.	Vinod Singhania, "Direct Taxes", Taxman Publications.
6.	T N Manoharan, "Students Guide to Income Tax", Snow White.
7.	Kul Bushan, "How to deal with VAT", Pearson Education/PHI, 1/e.
8.	Mahesh Chandra & Shukla, "Income Tax Law & Practice", Pragathi Publications.
9.	Dr.Pillai, "VAT", Jaico Publications.

WORKING CAPITAL MANAGEMENT				
Course Code:	MG1506-1	Course Type	OEC	
Teaching Hours/Week (L: T: P: S)	3:0:0:0	Credits	03	
Total Teaching Hours	40	CIE + SEE Marks	50+50	
Need of the Course: The course will enable the student to manage activities in the area of working capital in an enterprise and help the students to do advance study in the field of financial-management through detailed analysis of financial statements, liquidity crises, cash optimization, credit analysis etc. The student will learn how to apply sound techniques for managing inventory.				
Description of the Course: Every business needs adequate liquid resources in order to maintain day-to-day cash flow. It needs enough cash to pay wages and salaries as they fall due and to pay creditors if it is to keep its workforce and ensure its supplies. Maintaining adequate working capital is not just important in the short-term. Sufficient liquidity must be maintained in order to ensure the survival of the business in the long-term as well. Even a profitable business may fail if it doesn't have adequate cash flow to meet its liabilities as they fall due.				
Teaching Department: Management				
Course Objectives:				
1.	Discuss the importance of working capital management.			
2.	Evaluate working capital requirement.			
3.	Assess the challenges faced in managing working capital in domestic and international operations.			
4.	Plan for financing working capital requirement.			
33.				
UNIT-I				
Working Capital Decisions, Working Capital Management and Sources of Working Capital				15 Hours
Working Capital Decisions: Meaning, Concepts, components Importance & types of working Capital. Working Capital Management: Meaning, objectives, Principles, Importance of adequate working capital & consequences of inadequate working capital, Dangers of excessive working capital, determinants of working capital - operating cycle and Cash cycle. Approaches to determine an appropriate financing mix, Estimation of working capital requirements (problems) important working capital ratios.				
Sources of Working Capital: Financing of long term working capital & short term working capital. Factoring - Meaning mechanism, Functions, types, merits & demerits.				
UNIT II				
Liquidity Management and Receivable Management				15 Hours
Liquidity Management: Cash Management - Meaning - Objectives of Cash Management - Nature of Cash - Motives of holding cash - Cash Management planning aspects - Cash Budgets (Problems), Cash Management control aspects - Concentration banking - Lock box system - Playing the float - Cash Management models - William J Baumol Model - Miller-Orr Model (Problems using these models)				
Receivable Management: Definition, Objectives, cost and benefits of receivable. Credit policy & its variables. Types of Credit policy & their merits & demerits, Factors influencing the size of investment in receivables. Control of receivables. Framing optimum credit policy & Average collection period (Problems)				
UNIT III				

Inventory Management													10 Hours
Meaning of Inventory - Need/Purpose of holding inventory - Benefits of holding inventory - Risk and cost of holding inventory - Management of Inventory - Objectives of Inventory Management - Techniques of Inventory Management - Economic Order Quantity (EOQ) - Determination of Stock levels - ABC analysis - Just in Time (JIT).													
Course Outcomes: At the end of the course student will be able to													
1.	Understand the meaning of working capital												
2.	Realize the importance of management of working capital in an organization												
3.	Learn about some key liquidity ratios used to understand more about a business’ working capital position												
4.	Understand various techniques used to manage working capital.												
5.	Be aware of the techniques of cash, inventory and receivables management.												
Course Outcomes Mapping with Program Outcomes													
	Program Outcomes→	1	2	3	4	5	6	7	8	9	10	11	12
	↓ Course Outcomes												
	MG1506-1-1.1	2	-	-	-	-	1	-	-	-	1	2	1
	MG1506-1-1.2	2	-	-	-	-	1	-	-	-	1	2	1
	MG1506-1-1.3	2	-	-	-	-	1	-	-	-	1	2	1
	MG1506-1-1.4	2	-	-	-	-	1	-	-	-	1	2	1
	MG1506-1-1.5	2	-	-	-	-	1	-	-	-	1	2	1
1: Low 2: Medium 3: High													
REFERENCE BOOKS:													
1.	Sekhar Satya G.V., "Working Capital Management", 1/e; New Delhi: Wiley, 2014.												
2.	Bhalla V. K., "Working Capital Management", 1/e; New Delhi: S. Chand Publishing, 2014.												
3.	Sagner James S., "Working Capital Management, Applications and Cases", 1/e, New Delhi: Wiley, 2015.												

NANOTECHNOLOGY			
Course Code:	PH2501 -1	Course Type	OEC
Teaching Hours/Week (L: T: P: S)	3:0:0:0	Credits	03
Total Teaching Hours	40	CIE + SEE Marks	50+50
Prerequisite	PH1001 -1		
Teaching Department: PHYSICS			
Course Objectives:			
1.	To understand the basic scientific concepts of nanoscience, properties of nano materials, synthesis and fabrication of nano materials.		
2.	To understand the various characterization techniques of nano materials.		
3.	Study of carbon nano technology and its characterizations.		
4.	To understand the applications of nano technology in various science, engineering and technology fields.		
UNIT-I			
Properties of Materials			07 Hours
Introduction: History of nano science, definition of nano meter, nanomaterials, nano technology. Classification of nano materials. Crystal symmetries, crystal directions, crystal planes, Band structure.			
Properties Of Materials: Mechanical properties, electrical properties, dielectric properties, thermal properties, magnetic properties, opto electronic properties. Effect of size reduction on properties, electronic structure of nano materials.			
Synthesis and Fabrication			08 Hours
Synthesis of bulk polycrystalline samples, growth of single crystals, Synthesis techniques for preparation of nano particle – Bottom Up Approach – sol gel synthesis, hydro thermal growth, thin film growth, PVD and CVD; Top Down Approach – Ball milling, micro fabrication, lithography, Requirements for realizing semiconductor nano structure, growth techniques for nano structures.			
UNIT-II			
Characterization Techniques			15 Hours
X-Ray diffraction and Scherrer method, scanning electron microscopy, transmission electron microscopy (TEM), scanning probe microscopy (SEM), atomic force microscopy (AFM), piezoresponse microscopy, X-ray photoelectron spectroscopy, XANES and XAFS, angle resolved photoemission spectroscopy, diffuse reflectance spectra, photoluminescence spectra, UV-VIS-IR Spectrophotometers, Magnetic and electrical measurements and Infrared/ Raman, EPR and NMR			
UNIT-III			
Carbon Nano Technology			05 Hours
Characterization of carbon allotropes, synthesis of diamond – nucleation of diamond, growth and morphology. Applications of nano crystalline diamond films, grapheme, and applications of carbon nano tubes.			
Applications of Nano Technology			05 Hours
Applications in material science, biology and medicine, surface science, energy and environment. Applications of nano structured thin films, applications of quantum dots.			
Course Outcomes: At the end of the course student will be able to			
1.	Ability to choose the appropriate nano material to meet the requirement of a particular application.		
2.	Identify the essential concepts used in nanotechnology.		
3.	Identify the materials, properties, synthesis and fabrication of nanomaterials.		
4.	Understand the various characterization techniques of nano materials.		

5.	Applications of nanomaterials in various fields												
Course Outcomes Mapping with Program Outcomes													
	Program Outcomes→	1	2	3	4	5	6	7	8	9	10	11	12
	↓ Course Outcomes												
	PH2501-1.1	3	3	-	-	-	-	-	-	-	-	-	-
	PH2501-1.2	3	3	-	-	-	-	-	-	-	-	-	-
	PH2501-1.3	3	3	-	-	-	-	-	-	-	-	-	-
	PH2501-1.4	3	3	-	-	-	-	-	-	-	-	-	-
	PH2501-1.5	3	3	-	-	-	-	-	-	-	-	-	-
1: Low 2: Medium 3: High													
TEXTBOOKS:													
1.	M.S. Ramachandra Rao, Shubra Singh, "Nano science and nano technology", Wiley publishers.												
REFERENCE BOOKS:													
1.	Charles P. Poole, Jr. Frank J. Owens, "Introduction to Nano Technology", Wiley publishers.												
2.	Jermy J Ramsden, "Nanotechnology", Elsevier publishers.												
3.	A. K. Bandyopadhyay, "Nano Materials", New Age publishers.												
4.	T. Pradeep, "Nano Essentials", TMH.												
5.	M. A. Shah, "Nanotechnology the Science of Small", Wiley publishers.												
6.	Phani Kumar, "Principles of Nanotechnology", Scitech.												
E Books / MOOCs/ NPTEL													
1.	https://youtu.be/ebO38bbq0_4												
2.	https://youtu.be/0MzIh7wkgMs												

OPTOELECTRONIC DEVICES			
Course Code:	PH2502-1	Course Type	OEC
Teaching Hours/Week (L: T: P: S)	3:0:0:0	Credits	03
Total Teaching Hours	40	CIE + SEE Marks	50+50
Prerequisite	PH1001 -1		
Teaching Department: PHYSICS			
Course Objectives:			
1.	To understand the basic principles of construction, working and applications of various optoelectronic devices.		
2.	Study of sources of radiation like lasers and LED, their specific properties and hence their use for applications.		
3.	Study of radiation detectors like semiconductor detector, diode as detector and photo multiplier.		
4.	Understanding the fabrication and applications of optical fibers, optical modulators and waveguides for optical communication		
UNIT-I			
Optical processes in Semiconductor, Display devices & Optical fibers			15 Hours
Elements of optical phenomena in Semiconductors- fundamentals of Fermi-Dirac distribution, band structure, direct and indirect band gap semiconductors, generation-recombination mechanisms, absorption and emission processes. Display devices- cathode ray tube, liquid crystal display, charge coupled devices, plasma display. Optical fibers- types of fibers, modes of propagation, attenuation and losses, optical fiber communication system, advantages.			
UNIT-II			
Optical Sources and Detectors			15 Hours
Lasers- basic principles, optical resonator-types, modes and quality factor, practical lasers- Nd-YAG, CO ₂ , Excimer laser, Semiconductor laser- basic structure, laser action, heterojunction laser, quantum well laser, applications. Light emitting diode- electroluminescence in p-n junction, LED characteristics, efficiency and responsivity, Heterojunction LED, Surface-Emitting LED and Edge emitting LED. Photo detectors- photo conductor detector, junction photo diode, p-i-n photo diode, avalanche photo diode. Photo multiplier tube.			
UNIT-III			
Integrated Optics and Modulators			10 Hours
Modulation of light- Analog and digital modulation, Direct modulation - using LED and Semiconductor diode laser (SDL). External modulation - Electro-optic modulators (Pockels effect), Electro-absorption modulators. Acousto-optic modulation. Waveguides- device structure, waveguide devices – waveguide lenses, light bending devices, optical power dividers, directional couplers, waveguide polarizer, wavelength multiplexers and demultiplexers. Waveguide coupling. Optoelectronic integrated circuit			
Course Outcomes: At the end of the course student will be able to			
1.	Ability to choose the appropriate device to meet the requirement of a particular application.		
2.	Making modifications to device structures by understanding the factors affecting their performance.		
3.	Attempting better efficiency and utility through an understanding of the principles of performance.		

4.	Use the technical knowledge acquired to troubleshoot and rectify devices and circuits.												
5.	Explore the possibility of designing devices with better characteristics.												
Course Outcomes Mapping with Program Outcomes													
	Program Outcomes→	1	2	3	4	5	6	7	8	9	10	11	12
	↓ Course Outcomes												
	PH2502-1.1	3	3	-	-	-	-	-	-	-	-	-	-
	PH2502-1.2	3	3	-	-	-	-	-	-	-	-	-	-
	PH2502-1.3	3	3	-	-	-	-	-	-	-	-	-	-
	PH2502-1.4	3	3	-	-	-	-	-	-	-	-	-	-
	PH2502-1.5	3	3	-	-	-	-	-	-	-	-	-	-
1: Low 2: Medium 3: High													
TEXTBOOKS:													
1.	P.R.Sasikumar, "Photonics – an introduction", PHI Learning Pvt. Ltd.,New Delhi, 2012 edition.												
2.	Pallab Bhattacharya, “Semiconductor Opto Electronic Devices”, Prentice Hall of India Pvt., Ltd., New Delhi, 2006.												
REFERENCE BOOKS:													
1.	J.Wilson and J.Haukes, "Opto electronics- an introduction", Prentice Hall of India, New Delhi.												
2.	Jasprit Singh, “Opto electronics- an introduction to Materials and Devices", McGraw Hill international ed., 1998.												
3.	A.Ghatak and Thyagarajan, "Introduction to opto electronics", New Age International Publication.												
E Books / MOOCs/ NPTEL													
1.	http://nptel.ac.in/courses/115102026/												

AUTONOMOUS MOBILE ROBOTS													
Course Code:				RI2501-1			Course Type				OEC		
Teaching Hours/Week (L: T: P: S)				3:0:0:0			Credits				03		
Total Teaching Hours				40			CIE + SEE Marks				50+50		
Prerequisite				EC 1001-1, ME 1003-1									
Teaching Department: Robotics and Artificial Intelligence													
Course Objectives:													
1.	Explain different types of locomotion in mobile robots to obtain a required task.												
2.	Understand the different types of kinematics and dynamics involved in a mobile robot.												
3.	Study the different types of sensors used in an autonomous mobile robot.												
4.	Understand the different types of algorithms to identify the position of the mobile robot.												
5.	Understand the various algorithms for planning and navigation of the mobile robot.												
UNIT-I													
Robot locomotion											07 Hours		
Types of locomotion, hopping robots, legged robots, wheeled robots, stability, maneuverability, and controllability.													
Mobile robot kinematics and dynamics											09 Hours		
Forward and inverse kinematics, holonomic and nonholonomic constraints, kinematic models of simple car and legged robots, dynamics simulation of mobile robots.													
UNIT-II													
Perception											07 Hours		
Proprioceptive/Exteroceptive and passive/active sensors, performance measures of sensors, sensors for mobile robots like global positioning system (GPS), Doppler effect-based sensors, vision-based sensors, uncertainty in sensing, filtering.													
Localization											07 Hours		
Odometric position estimation, belief representation, probabilistic mapping, Markov localization, Bayesian localization, Kalman localization, and positioning beacon systems.													
UNIT-III													
Introduction to planning and navigation											10 Hours		
Path planning algorithms based on A-star, Dijkstra, Voronoi diagrams, probabilistic roadmaps (PRM), rapidly exploring random trees (RRT), Markov Decision Processes (MDP), stochastic dynamic programming (SDP).													
Course Outcomes: At the end of the course student will be able to													
1.	Explain different types of locomotion in mobile robots to obtain a required task.												
2.	Identify the different types of kinematics and dynamics involved in a mobile robot.												
3.	Apply the different types of sensors used in an autonomous mobile robot.												
4.	Apply the different types of algorithms to identify the position of the mobile robot.												
5.	Apply the various algorithms for planning and navigation of the mobile robot to reach the destination.												
Course Outcomes Mapping with Program Outcomes													
	Program Outcomes→	1	2	3	4	5	6	7	8	9	10	11	12
	↓ Course Outcomes												
	RI2501-1.1	3	3	3	3	2	1	-	-	-	-	-	3
	RI2501-1.2	3	3	3	3	2	1	-	-	-	-	-	3
	RI2501-1.3	3	3	3	3	2	1	-	-	-	-	-	3

	RI2501-1.4	3	3	3	3	2	1	-	-	-	-	-	3
	RI2501-1.5	3	3	3	3	2	1	-	-	-	-	-	3
1: Low 2: Medium 3: High													
TEXTBOOKS:													
1.	R. Siegwart, I. R. Nourbakhsh, “Introduction to Autonomous Mobile Robots”, The MIT Press, 2011.												
2.	Peter Corke, "Robotics, Vision and Control: Fundamental Algorithms in MATLAB", Springer Tracts in Advanced Robotics, 2011.												
3.	S. M. LaValle, “Planning Algorithms”, Cambridge University Press, 2006. (Available online http://planning.cs.uiuc.edu/)												
REFERENCE BOOKS:													
1.	Thrun, S., Burgard, W., and Fox, D., "Probabilistic Robotics". MIT Press, Cambridge, MA, 2005.												
2.	Melgar, E. R., Diez, C. C., "Arduino, and Kinect Projects: Design, Build, Blow Their Minds", 2012.												
3.	H. Choset, K. M. Lynch, S. Hutchinson, G. Kantor, W. Burgard, L. E. Kavraki, and S. Thrun, "Principles of Robot Motion: Theory, Algorithms, and Implementations", PHI Ltd., 2005.												
E Books / MOOCs/ NPTEL													
1.	https://archive.nptel.ac.in/courses/112/106/112106298/												
2.	https://www.edx.org/course/autonomous-mobile-robots												

MEDICAL ROBOTICS													
(For All except AI)													
Course Code:				RI2502-1				Course Type				PEC	
Teaching Hours/Week (L: T: P: S)				3:0:0:0				Credits				03	
Total Teaching Hours				40				CIE + SEE Marks				50+50	
Prerequisite				PH 1001-1, IS 1001-1, CY 1001-1									
Teaching Department: Robotics and Artificial Intelligence													
Course Objectives:													
1.	Understand the types of medical robots used in the field of healthcare.												
2.	Explain the various localization and tracking sensors												
3.	Understand the applications of surgical robots with the help of few case studies												
4.	Understand Rehabilitation of limbs and brain machine interface with the help of few case studies												
5.	Understand the design methodology of medical robots.												
UNIT-I													
Introduction												07 Hours	
Types of medical robots - Navigation - Motion Replication - Imaging - Rehabilitation and Prosthetics - State of art of robotics in the field of healthcare. Localization And Tracking													
Position sensors requirements												09 Hours	
Tracking - Mechanical linkages - Optical - Sound-based - Electromagnetic -Impedance-based - In-bore MRI tracking - Video matching - Fiber optic tracking													
UNIT-II													
Control Modes Radiosurgery												07 Hours	
Orthopedic Surgery - Urologic Surgery and Robotic Imaging - Cardiac Surgery – Neurosurgery – case studies.													
Rehabilitation												07 Hours	
Rehabilitation for Limbs - Brain-Machine Interfaces - Steerable Needles – case studies.													
UNIT-III													
Design of Medical Robots												10 Hours	
Characterization of gestures to the design of robots- Design methodologies- Technological choices - Security													
Course Outcomes: At the end of the course student will be able to													
1.	Describe the types of medical robots and the concepts of navigation and motion replication.												
2.	Describe about the sensors used for localization and tracking												
3.	Explain the applications of surgical robots												
4.	Explain the concepts in Rehabilitation of limbs and brain machine interface												
5.	Classify the types of assistive robots and analyze the design characteristics, methodology and technological choices for medical robots.												
Course Outcomes Mapping with Program Outcomes													
	Program Outcomes→	1	2	3	4	5	6	7	8	9	10	11	12
	↓ Course Outcomes												
	RI2502-1.1	3	-	1	-	-	-	-	-	-	-	-	1
	RI2502-1.2	3	-	1	-	-	-	-	-	-	-	-	1

	RI2502-1.3	3	-	1	-	-	-	-	-	-	-	-	1
	RI2502-1.4	3	-	1	-	-	-	-	-	-	-	-	1
	RI2502-1.5	3	-	3	-	-	-	-	-	-	-	-	1
1: Low 2: Medium 3: High													
TEXTBOOKS:													
1.	Mark W. Spong, Seth Hutchinson, and M. Vidyasagar, "Robot Modeling and Control", Wiley Publishers, 2006.												
2.	Paula Gomes, "Medical robotics- Minimally, Invasive surgery", Woodhead, 2012.												
3.	Achim Schweikard, Floris Ernst, "Medical Robotics", Springer, 2015.												
REFERENCE BOOKS:													
1.	Jocelyne Troccaz, "Medical Robotics", Wiley-ISTE, 2012.												
2.	Vanja Bonzovic, "Medical Robotics", I-tech Education publishing Austria, 2008.												
3.	Daniel Faust, "Medical Robotics", Rosen Publishers, 2016.												
4.	Jocelyne Troccaz, "Medical Robotics", Wiley, 2013.												
E Books / MOOCs/ NPTEL													
1.	https://www.futurelearn.com/courses/medtech-ai-and-medical-robots												
2.	https://web.stanford.edu/class/me328/												

PLC CONTROL OF HYDRAULIC AND PNEUMATIC CIRCUITS				
(For All except AI)				
	Course Code:	RI2503-1	Course Type	OEC
	Teaching Hours/Week (L: T: P: S)	3:0:0:0	Credits	03
	Total Teaching Hours	40	CIE + SEE Marks	50+50
	Prerequisite	EE 1001-1, EC 1001-1		
Teaching Department: Robotics and Artificial Intelligence				
Course Objectives:				
1.	To understand the fundamentals of fluid power transmission systems			
2.	To design various hydraulic system components.			
3.	To design various pneumatic system components.			
4.	Learn various types of hydraulic and pneumatic power circuits.			
5.	Learn various types of applications in fluid power circuits using PLC.			
UNIT-I				
Fluid power systems and fundamentals				06 Hours
Introduction to fluid power, Advantages of fluid power, Application of fluid power system. Types of fluid power systems, General types of fluids - Properties of hydraulic fluids -Fluid power symbols. Basics of Hydraulics-Applications of Pascal's Law				
Hydraulic system components				05 Hours
Sources of Hydraulic Power: Pumping theory - Pump classification - construction and working of pumps - Variable displacement pumps, pump performance. Actuators: Linear hydraulic actuators- Single acting and double acting cylinders, Rotary actuators - Fluid motors.				
Control Components				04 Hours
Direction control valve - Valve terminology - Various center positions. Shuttle valve - check valve - pressure control valve - pressure reducing valve, sequence valve. Flow control valves - Fixed and adjustable Safety valves.				
UNIT-II				
Pneumatic system components				07 Hours
Pneumatic Components: Properties of air. Compressors. FRL Unit -Air control valves, Quick exhaust valves and pneumatic actuators- cylinders, air motors. Basics of low-cost automation				
Fluidics & Pneumatic circuit design				08 Hours
Fluidics - Introduction to fluidic devices, simple circuits. Introduction to Electrohydraulic Pneumatic logic circuits, PLC applications in fluid power control, Sequential circuit design for simple applications using classic, cascade, logic with Karnaugh- Veitch Mapping and combinational circuit design methods.				
UNIT-III				
Fluid power circuits				10 Hours
Electrical control of pneumatic and hydraulic circuits-use of relays, timers, counters, Ladder diagram. Programmable logic control of Hydraulics Pneumatics circuits, PLC ladder diagram for various circuits, motion controllers, use of field busses in circuits. Electronic drive circuits for various Motors.				
Course Outcomes: At the end of the course student will be able to				
1.	Compare the basics of hydraulics to the performance of fluid power systems			
2.	Explain the working principle of hydraulic systems including pumps and control components.			
3.	Explain the working principle of pneumatic systems and their components.			
4.	Design various types of Electrohydraulic and electro pneumatic circuits			
5.	Design various types of applications in fluid power circuits using PLC.			
Course Outcomes Mapping with Program Outcomes				

Program Outcomes→	1	2	3	4	5	6	7	8	9	10	11	12
↓ Course Outcomes												
RI2503-1.1	3	2	3	2	3	-	-	-	-	-	-	3
RI2503-1.2	3	2	3	2	3	-	-	-	-	-	-	3
RI2503-1.3	3	2	3	2	3	-	-	-	-	-	-	3
RI2503-1.4	3	2	3	2	3	-	-	-	-	-	-	3
RI2503-1.5	3	2	3	2	3	-	-	-	-	-	-	3

1: Low 2: Medium 3: High

TEXTBOOKS:

1. Majumdar S.R., "Pneumatic systems - Principles and maintenance", Tata McGraw Hill, 2008.
2. Anthony Esposito, "Fluid Power with Applications", Pearson Education 2009.

REFERENCE BOOKS:

1. Majumdar S.R., "Oil Hydraulics", Tata McGraw-Hill, 2000.
2. Harry L. Stevart D. B, "Practical guide to fluid power", Taraoeala sons and Port Ltd.Broadway, 2010.
3. Michael J, Princes and Ashby J. G, "Power Hydraulics", Prentice Hall, 2011.
4. Dudelyt, A. Pease and John T. Pippenger, "Basic Fluid Power", Prentice Hall, 2011.

E Books / MOOCs/ NPTEL

1. <https://nptel.ac.in/courses/108/105/108105088/>
2. <https://plc-coep.vlabs.ac.in/List%20of%20experiments.html?domain=Electrical%20Engineering>
3. http://vlabs.iitb.ac.in/vlabs-dev/vlab_bootcamp/bootcamp/COEP_KNOWLEDGE_SEEKERS/labs/exp1/theory.html
